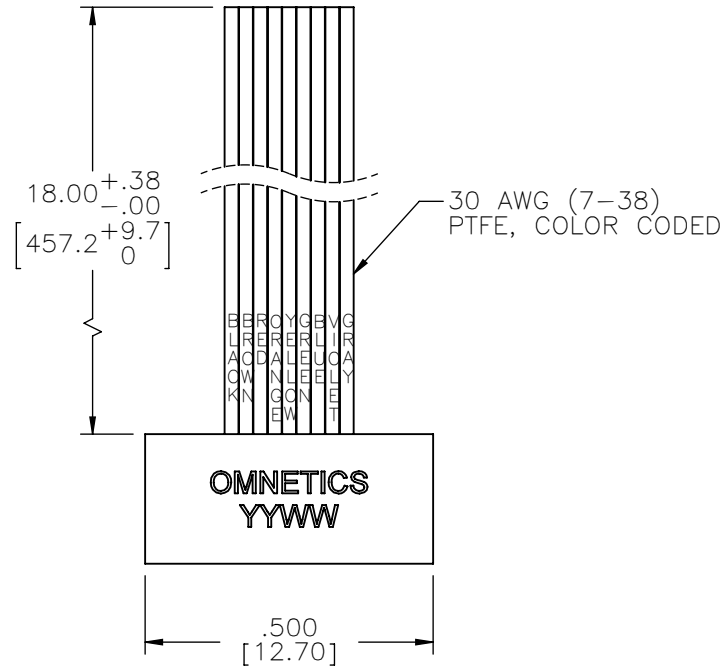


# MATERIALS & SPECIFICATIONS

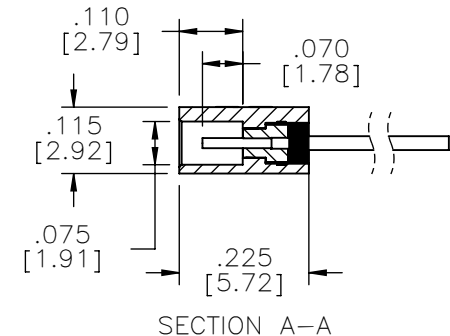
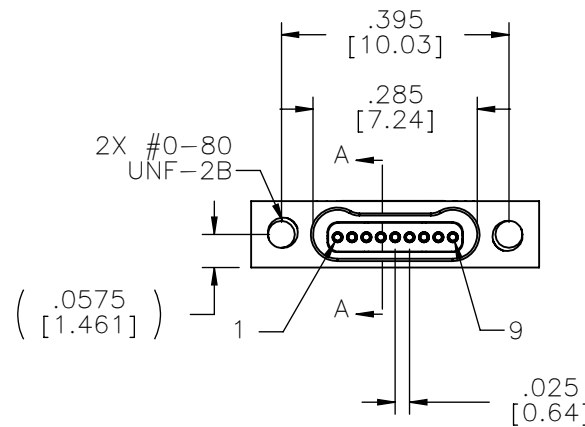
- HOUSING:**  
ALUMINUM 6061-T6, NICKEL PLATE PER SAE-AMS-2404.
- INSULATOR:**  
THERMOPLASTIC PER MIL-DTL-32139
- CONTACT:**  
COPPER ALLOY PER MIL-DTL-32139, GOLD PLATE PER ASTM B488, (HARD GOLD) TYPE II CODE C, CLASS 1.27
- WIRE:**  
NEMA HP3 TYPE ET, COLOR CODED IAW MIL-STD-681, SYSTEM 1, USING TEN SOLID REPEATING COLORS
- CURRENT RATING:**  
1 AMP MAX PER MIL-DTL-32139
- CONTACT RESISTANCE:**  
71 MILLIOHM MAX (71mV DROP MAX) @ 1.0 AMPS PER MIL-DTL-32139
- PERFORMANCE:**  
PRODUCT FAMILY TESTED TO AND PASSED THE PERFORMANCE SPECIFICATIONS OF TABLE VIII OF MIL-DTL-32139.

PART NO.	A55000-009	REV	ECO	DATE	APP
		F	100683	06-28-14	TLM



ACTUAL SIZE EXCLUDING WIRE LENGTH

SOCKET #	COLOR
1	BLACK
2	BROWN
3	RED
4	ORANGE
5	YELLOW
6	GREEN
7	BLUE
8	VIOLET
9	GRAY



NOTE:  
DIMENSIONS IN [ ] ARE IN MILLIMETERS UNLESS OTHERWISE NOTED AND ARE FOR REFERENCE ONLY

MBS SLDW	THIRD ANGLE
	-TOLERANCES-
	UNLESS OTHERWISE NOTED
	DIMENSIONS IN INCHES
2	PL DEC ± .01
3	PL DEC ± .005
4	PL DEC ± .0005
	ANGLES ± 1°

THIS DRAWING CONTAINS CONFIDENTIAL AND PROPRIETARY INFORMATION WHICH IS THE PROPERTY OF OMNETICS CONNECTOR CORP. THIS DOCUMENT MAY NOT, IN WHOLE OR IN PART, BE DUPLICATED, OR DISCLOSED FOR ANY PURPOSE, WITHOUT WRITTEN PERMISSION FROM OMNETICS CONNECTOR CORP.	
DFTM. TEP	DATE 09-18-06
CHK'D.	DATE
APP'D.	DATE
TITLE: (9) SOCKET FEMALE Bi-Lobe® CONNECTOR	

**OMNETICS**  
CONNECTOR CORPORATION  
7260 COMMERCE CIRCLE EAST  
MINNEAPOLIS, MN 55432  
WWW.OMNETICS.COM

CAGE CODE 61873
DWG NO. A55000-009
SHEET 1 OF 1
SCALE: 3:1
REV F