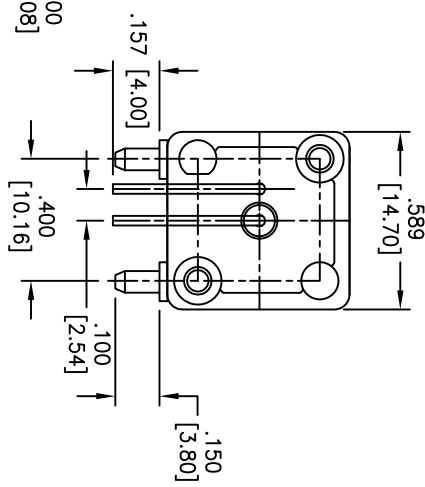
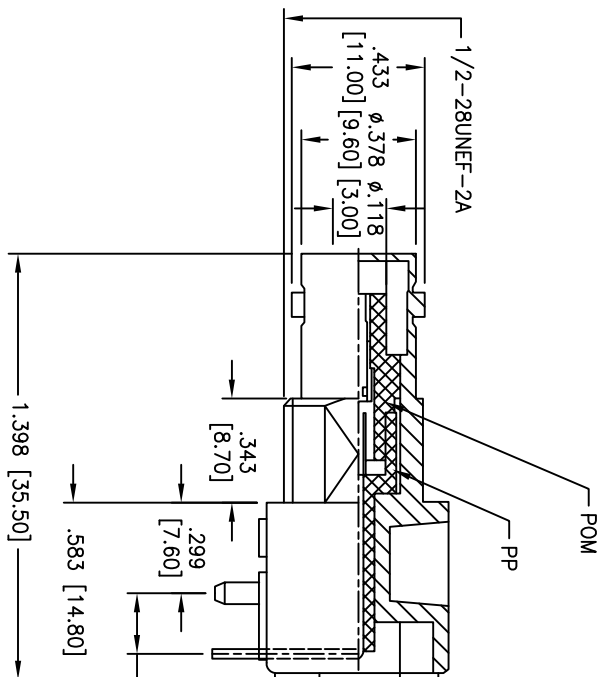
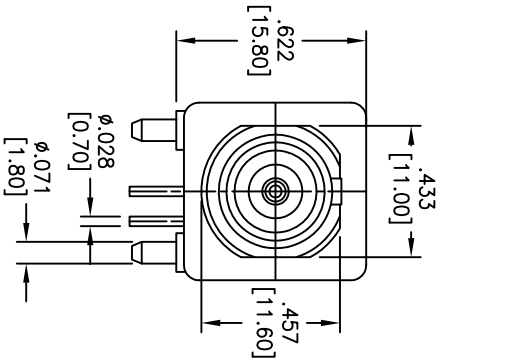
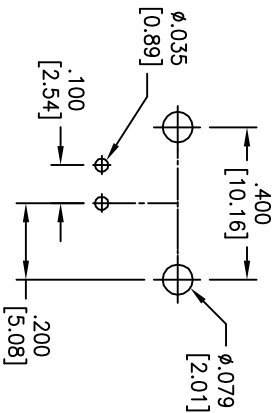


APPROVED: _____
 DATE: _____ TITLE: _____

Rev	AWO #	Description	Date	Appr
-		RELEASED	01/03/07	
A		REDRAWN	4/25/11	



FIXTURE	BRASS	TIN	2
CENTER PIN	PHOSPHOR BRONZE	GOLD	1
CONTACT WIRE	BRASS	TIN	1
INSULATOR	PP	NONE	1
INSULATOR	POM	NONE	1
BODY	ZINC ALLOY	NICKEL	1
DESCRIPTION	MATERIAL	FINISH	QTY



RECOMMENDED PCB HOLE

SPECIFICATIONS

Electrical
 Nominal Impedance: 75 Ohms
 Frequency Range: 0 – 1 GHz
 Maximum Peak Voltage: 500V
 Insulation Resistance: 5000 Mohms min @ 500 VDC
 Dielectric Withstanding Voltage: 1500 VAC rms.

Environmental:
 Lead free, RoHS compliant.
 Recommended soldering temp: 235 for 5 sec.



ADAM TECH

909 Railway Avenue, Union, NJ 07083
 Phone: 908-687-5000 Fax: 908-687-5710

RF CONNECTOR, TYPE BNC,
 RIGHT ANGLE, PCB, 75 OHM

UNLESS OTHERWISE SPECIFIED ALL DIMENSIONS ARE MM [INCHES] TOLERANCES: EXCEPT AS NOTED INCHES	
.X ± .10	ØX ± .10
.XX ± .020	ØXX ± .015
.XXX ± .015	ØXXX ± .010
APPROVALS	DATE
DRAWN: BW	01/03/07
CHECKED	
APPROVED	

SIZE	PART NO.	REV.
X	RF1-01A-D-00-75-M	A
REF:	S00049T	SCALE: NTS
SHEET 1 OF 1		