THIS DRAWING IS UNPUBLISHED. RELEASED FOR PUBLICATION ,1997
© COPYRIGHT 1997 BY AMP INCORPORATED.ALL RIGHTS RESERVED.

LOC	DIST
J	

REVISIONS 変更

P	LTR	DESCRIPTION	ECN	DATE	DWN	APVD
	A	REVISED	FJ00-0875-98	16/JUN '98	KI	NM
	B	REVISED	FJD0-0114-03	25.APR '03	TS	SM
	C	REVISED	FJD0-0039-03	2JUN '03	TS	SM
	C1	REVISED	ECR-07-013273	11JUN 2007	TS	D.M

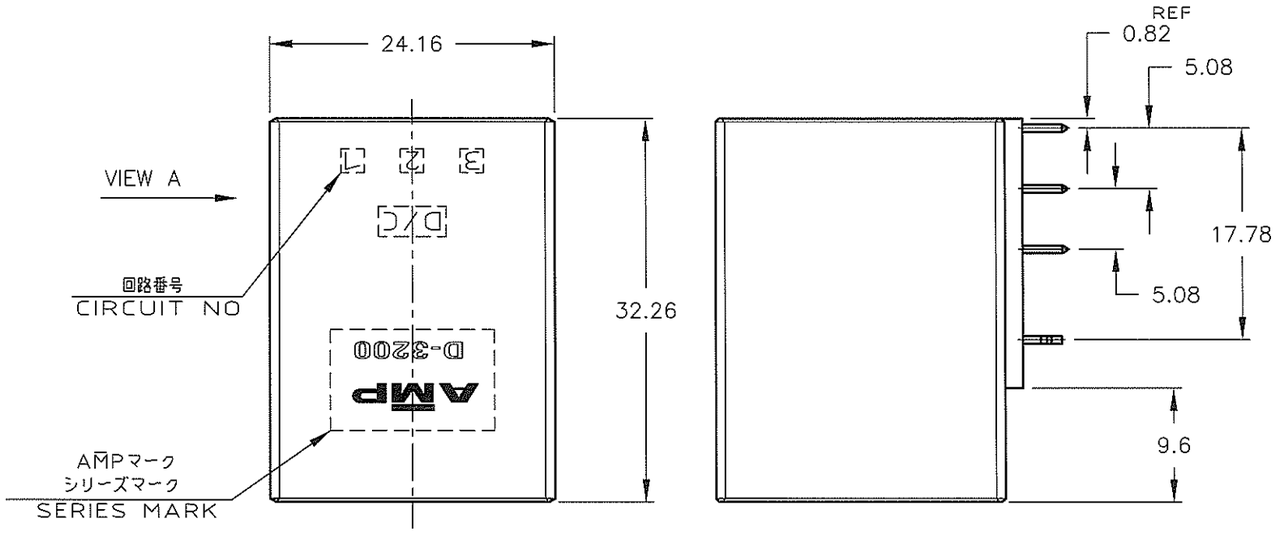

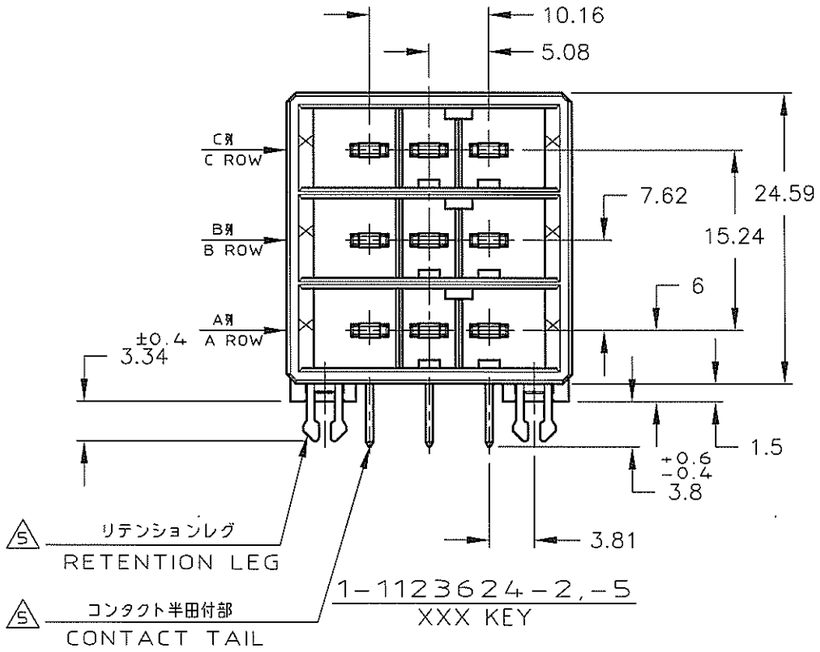

5	3	5-1123624-5	XYX
5	2	5-1123624-2	XYX
5	3	4-1123624-5	YYX
5	2	4-1123624-2	YYX
5	3	3-1123624-5	XXY
5	2	3-1123624-2	XXY
5	3	1-1123624-5	XXX
5	2	1-1123624-2	XXX
(FINISH)		製品番号 (PART NO.)	KEY

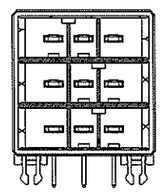

3-1123624-2,-5
XXY KEY

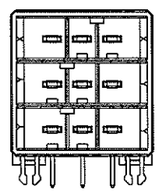

4-1123624-2,-5
YYX KEY

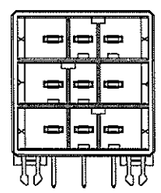

5-1123624-2,-5
XYX KEY

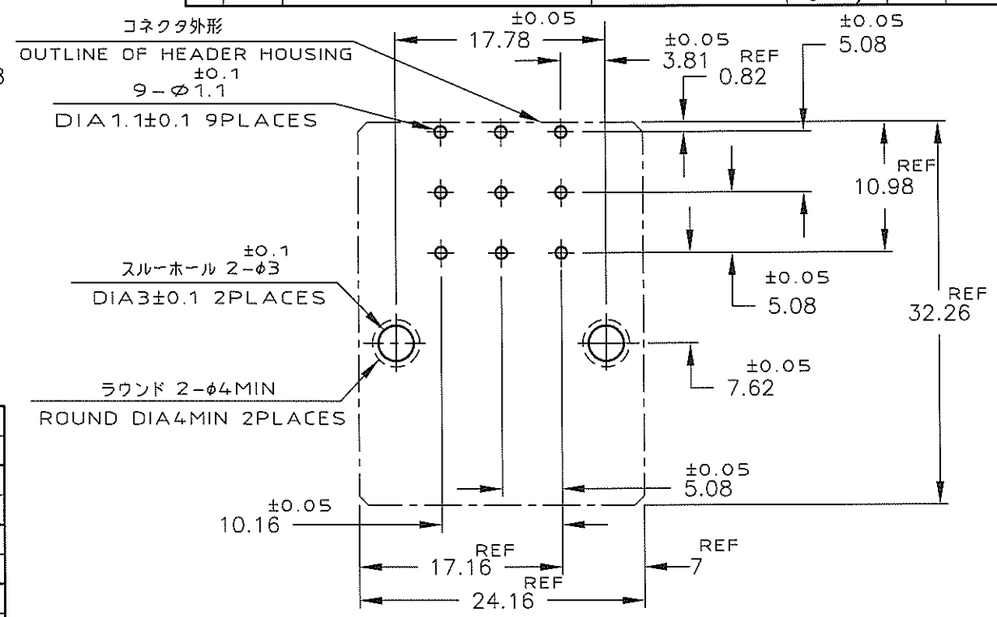

推奨基板取付け穴寸法

PC 基板厚：1.6±0.1
（非累積公差）
（コネクタ搭載面）

RECOMEND PC BOARD HOLE PATTERN
PC BOARD THICKNESS:1.6±0.1
(NOT ACCUMULATE TOLERANCE)
(CONNECTOR MOUNT SIDE)

注 記

1. 材料：ハウジング：ガラス入り熱可塑性ポリエステル樹脂
コンタクト：銅合金
リテンションレグ：銅合金

2. めっき：コンタクト：全面Ni下地
接触部：0.38μm MIN金めっき

3. めっき：コンタクト：全面Ni下地
接触部：2.0 μm MINスズめっき

~~4. めっき：リテンションレグとコンタクト半田付部：ニッケル下地の上に半田めっき~~

5. めっき：リテンションレグとコンタクト半田付部：ニッケル下地の上にスズめっき

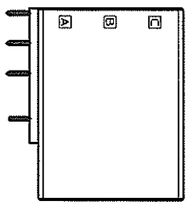

VIEW A
(SCALE:1:1)

NOTES

1. MATERIAL:HOUSING:GLASS FILED THERMO PLASTIC,POLYESTER
CONTACT:COPPER ALLOY
RETENTION LEG:COPPER ALLOY

2. FINISH(CONTACT AREA):0.38μmMIN GOLD PLATING OVER Ni PLATING

3. FINISH(CONTACT AREA):2.0 μmMIN TIN PLATED OVER NICKEL

~~4. FINISH(RETENTION LEG): TIN-LEAD PLATED (CONTACT TAIL) OVER NICKEL~~

5. FINISH(RETENTION LEG): TIN PLATED (CONTACT TAIL) OVER NICKEL

THIS DRAWING IS A CONTROLLED DOCUMENT FOR AMP INCORPORATED. IT IS SUBJECT TO CHANGE AND THE CONTROLLING ENGINEERING ORGANIZATION SHOULD BE CONTACTED FOR THE LATEST REVISION.

DIMENSIONS: 単位 特: mm

TOLERANCES UNLESS OTHERWISE SPECIFIED
一般公差
1Q : ±0.3
3Q >10 : ±0.4
10Q >30 : ±0.45
ANGLE : ±3'

MATERIAL 材料: SEE NOTE 注記参照

FINISH 仕上: SEE NOTE 注記参照

DWN	K.IKEDA 16/MAR/'98
CHK	N.MATSUBARA 16/MAR/'98
APVD	I.HASEGAWA 16/MAR/'98
PRODUCT SPEC 製品規格	108-5349
APPLICATION SPEC 取付適用規格	114-5148
WEIGHT	11.8g

WIRE RANGE 適合電線断面積 | INSULATION DIA 被覆外径

Tyco Electronics — Tyco Electoronics AMP K.K Kawasaki,Japan

NAME 名称: ダイナミック コネクター D3200T ヘッダーアセンブリー 9P（水平タイプ）
DYNAMIC CONN. D3200T HORIZONTAL HDR ASS'Y 9P

SIZE	CAGE CODE	DRAWING NO 番号	RESTRICTED TO
A3	00779	C-1123624	—

CUSTOMER DRAWING | SCALE 尺度 2-1 | SHEET 1 OF 1 | REV C1

AMP1470-19 REV 10/93

(CUSTOMER DRAWING) 顧客用図面