

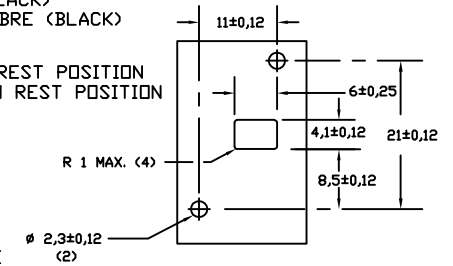
MATERIAL BASE: NYLON 6/6 W/15% GLASS FIBRE (BLACK)
 ARM: 94V-0 POLYESTER W/30% GLASS FIBRE (BLACK)
 CONNECTOR: 94V-0 POLYESTER W/30% GLASS FIBRE (BLACK)

OPERATING PARAMETERS
 1.) OFF POINT: LESS THAN 15° ROTATION FROM REST POSITION
 2.) ON POINT: GREATER THAN 2° ROTATION FROM REST POSITION

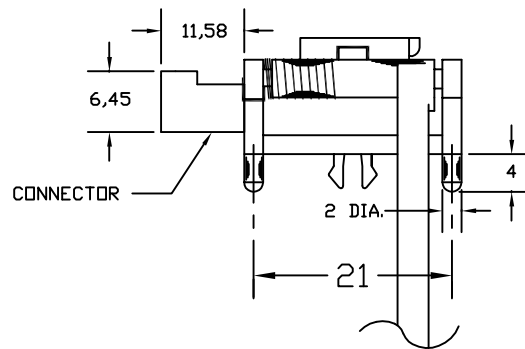
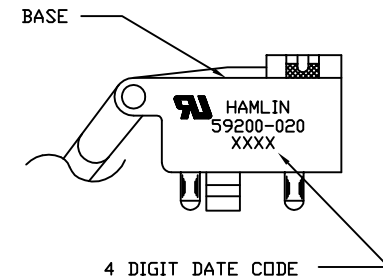
CONTACT RATINGS
 CONTACT CAPACITY= 10 WATTS MAX.
 SWITCHING VOLTAGE= 200 Vdc MAX.
 SWITCHING CURRENT= .500 Adc MAX.
 CONTACT RESISTANCE= .200 OHM MAX.

CONNECTOR PINS .025 IN ², GOLD PLATED PHOSPHOR BRONZE

ALL DIMENSIONS IN mm
 TOLERANCES: ±0,25 UNLESS OTHERWISE SPECIFIED



MATERIAL TO BE 1,6±0,21 THICK
 SWITCH MOUNTING HOLE PATTERN



SWITCH ASSEMBLY							HAMLIN		DCR NO. 4035
AB	ADD PACKING -2 SHEET	B0049	CRJ	5/13/03	CRJ	5/13/03	DRAWN BY: KU	DATE: 9/18/89	DRAWING NO. D10-59200-020
REV.	DESCRIPTION OF REVISION	DCR NO.	BY	DATE	APP.	DATE	APP'D: BB	DATE: 9/28/89	SHEET 1 OF 1