



PRODUCT NUMBER
20020107-XXXXXXLF

20020107- [] [] [] [] A O [] L F

PITCH

C: 3.50 mm
D: 3.81 mm
G: 5.00 mm
H: 5.08 mm

POLES

02: 2 POLES
03: 3 POLES
04: 4 POLES
24: 24 POLES

LF : DENOTED RoHS COMPATIBLE

1 : STANDARD PRODUCT
W/ BOX PACKING

HOUSING CODE

CODE	COLOR	AVAILABILITY
1	GREEN(RAL 6018/T)	STANDARD
2	BLACK	ON REQUEST ONLY
3	GREY(RAL 7004/P)	ON REQUEST ONLY
4	BLUE(RAL 5015/A)	ON REQUEST ONLY
5	YELLOW(RAL 1018)	ON REQUEST ONLY

PROPERTY TABLE				
FCI SERIES NAME	06-350	06-381	06-500	06-508
PITCH (mm)	3.50	3.81	5.00	5.08
VOLTAGE RATING (VAC)	300	300	300	300
CURRENT RATING (A)	cULus	10	10	12
	VDE	10.5	10.5	NA
WITHSTANDING VOLTAGE (kV)	cULus	1.6	1.6	1.6
	VDE	2.5	2.5	NA
OPERATING TEMP. (°C)	-40~+115	-40~+115	-40~+115	-40~+115
SOLDERING TEMP. (°C)	250±10	250±10	250±10	250±10
	(5 sec.)	(5 sec.)	(5 sec.)	(5 sec.)
POLES AVAILABLE	02~24	02~24	02~24	02~24
SAFETY CERTIFICATE				

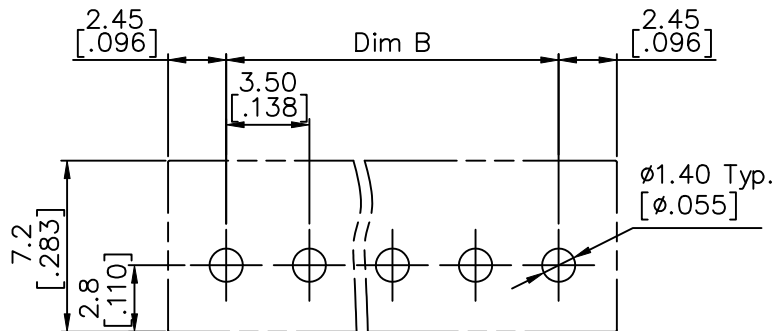
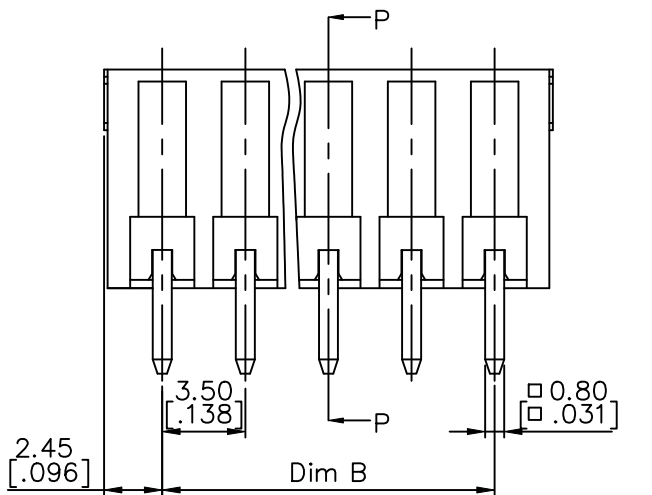
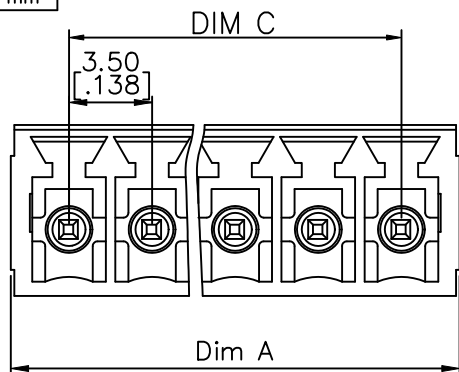
NOTES:

- MATERIALS
1-1 HOUSING: THERMALPLASTIC RESIN, UL 94V-0 RATED.
1-2 TERMINAL: COPPER ALLOY, TIN PLATED.
2. PRODUCTION SPECIFICATION REFER TO FCI GS-12-625.
3. BOXED PACKAGING.
DETAILED PRODUCT PACKING SPECIFICATION REFER TO FCI GS-14-1394.
4. FCI, SAFETY CERTIFICATE LOGO AND SERIES NAME TO BE SHOWN ON PRODUCT SURFACE.
5. THE PRODUCTS WHERE THE PART NUMBER END IN "LF" MEET THE EUROPEAN UNION DIRECTIVE AND OTHER COUNTRY REGULATIONS AS DESCRIBED IN GS-22-008.
6. RECOMENDED SOLDERING PROCESS BY WAVE SOLDER.

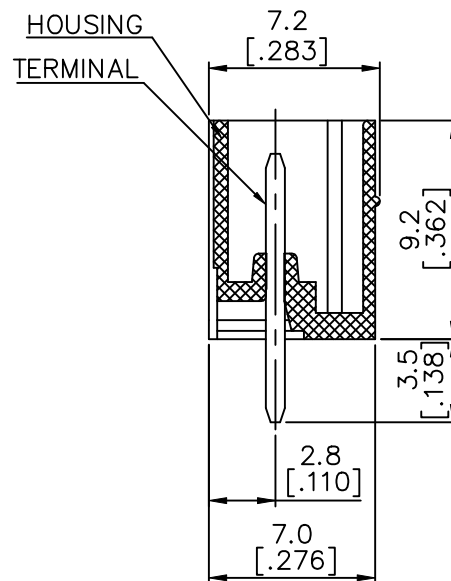
mat'l. code		surface ASME Y14.5	tolerance ASME Y14.5	projection	product family
ltr		tolerances unless otherwise specified			TERMINAL BLOCK
E	T10-0159	WL	100410		TERMINAL BLOCK PLUGGABLE SOCKET, STRAIGHT
F	T10-0187	WL	121410		
G	T11-0013	WL	040811	scale	dwg no 20020107 sheet 1 of 5 size A4
H	T-004330	WL	063011	dr	
J	T-004746	WL	072011	enr	type CUSTOMER Drawing
K	T-005754	WL	090611	chr	
sheet index		revision	K K K K K	appd	JOSEPH HSIA
sheet		1	2	3	4
index		1	2	3	4



PRODUCT NUMBER	SERIES NAME	PITCH
20020107-CXXXXXXLF	06-350	3.50 mm



RECOMMENDED P.C.B LAYOUT



SECTION P-P

N= NUMBER OF POLES
DIMENSION

Dim A	$(N-1) \times 3.5 [.138] + 4.9 [.193]$
Dim B	$(N-1) \times 3.5 [.138]$
Dim C	$(N-1) \times 3.5 [.138]$

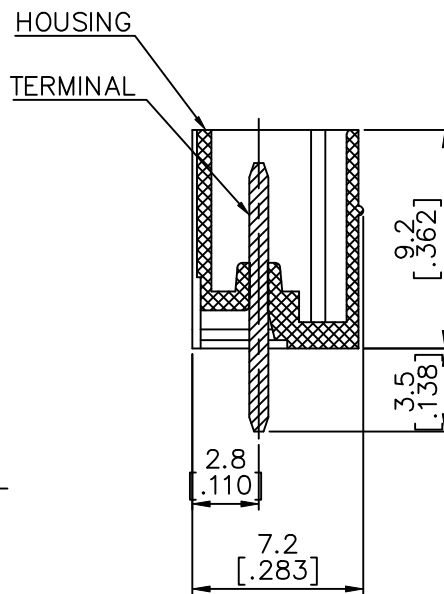
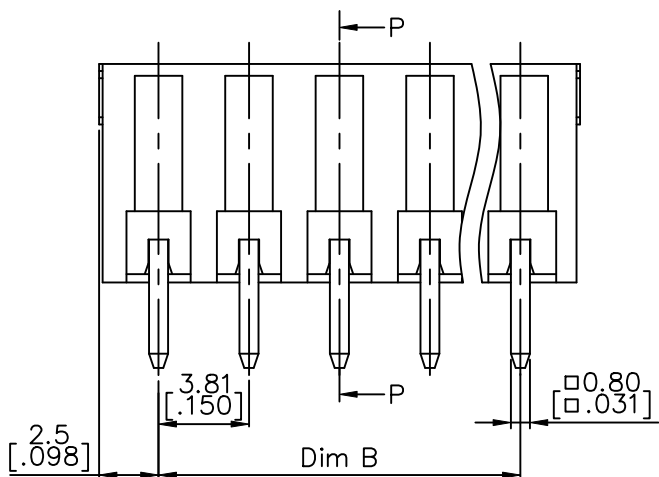
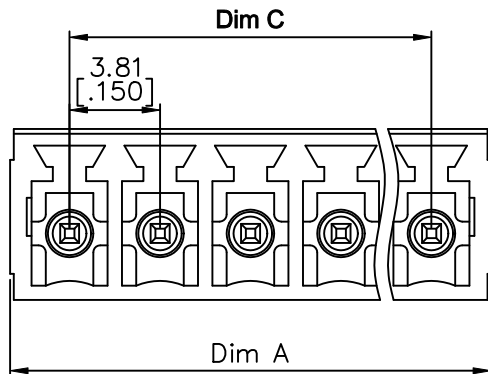
Poles	Tolerance
2P-6P	$\pm 0.15 [.006]$
7P-12P	$\pm 0.20 [.008]$
13P-18P	$\pm 0.25 [.010]$
19P-24P	$\pm 0.30 [.012]$

mat'l. code	surface ASME Y14.5	tolerance ASME Y14.5	projection 	product family TERMINAL BLOCK
ltr	ecn no	dr	date	title
K				TERMINAL BLOCK
				PLUGABLE, SOCKET, SIGNAL, VERTICAL
				sheet 2 of 5
				20020107
				A4
				type CUSTOMER Drawing
sheet index	revision sheet			





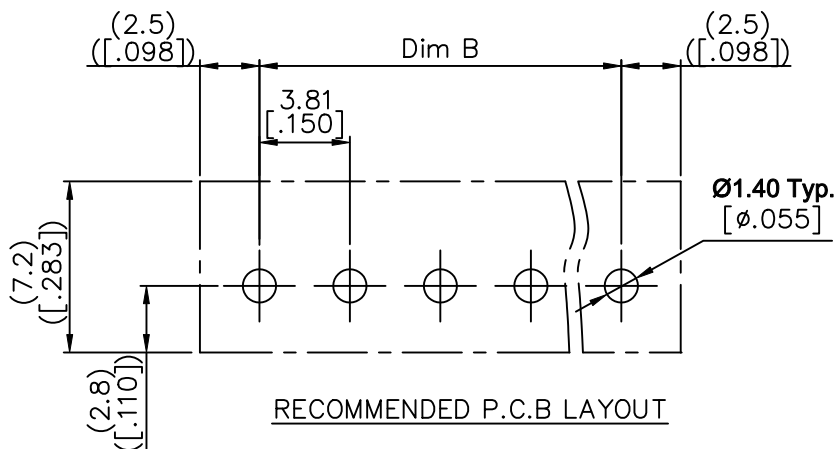
PRODUCT NUMBER	SERIES NAME	PITCH
20020107-DXXXXXXLF	06-381	3.81 mm



N= NUMBER OF POLES
DIMENSION

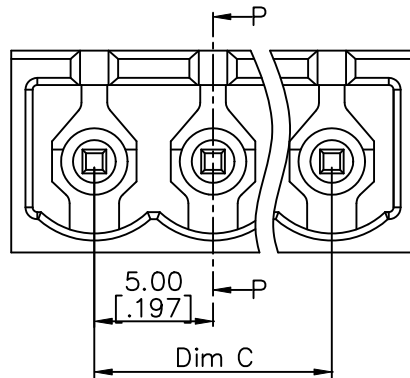
Dim A	$(N-1) \times 3.81 [.150] + 5.0 [.197]$
Dim B	$(N-1) \times 3.81 [.150]$
Dim C	$(N-1) \times 3.81 [.150]$

Poles	Tolerance
2p-6p	$\pm 0.15 [.006]$
7p-12p	$\pm 0.20 [.008]$
13p-16p	$\pm 0.25 [.010]$
17p-24p	$\pm 0.30 [.012]$



mat'l. code	surface ASME Y14.5	tolerance ASME Y14.5	projection 	product family TERMINAL BLOCK
ltr	ecn no	dr	date	title
K				TERMINAL BLOCK
	angles	line	line	PLUGABLE, SOCKET, SIGNAL, VERTICAL
	X°±1'	X.XX ±0.1 [.004]	scale	sheet 3 of 5 size
	dr	BEER FU	062509	20020107
	enr	BEER FU	062509	A4
	chr	GARY HSIEH	062509	type
	app	JOSEPH HSIA	062509	CUSTOMER Drawing
sheet index	revision sheet			

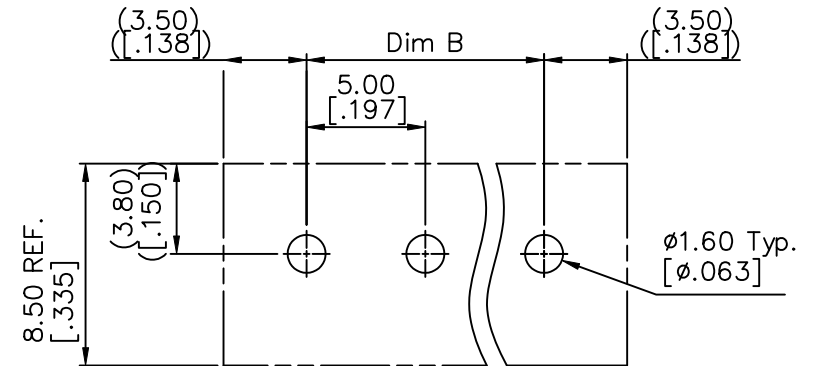
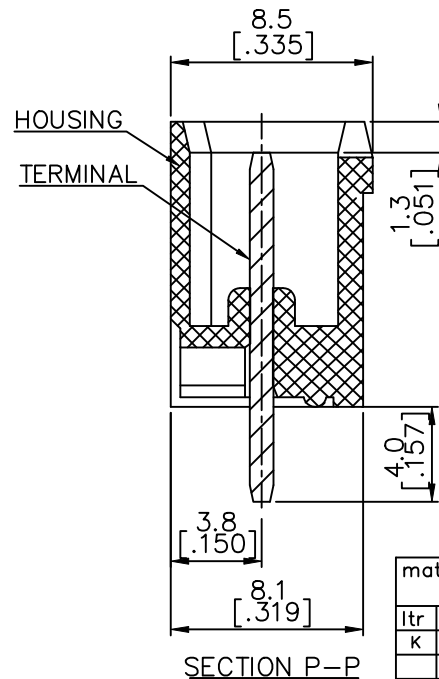
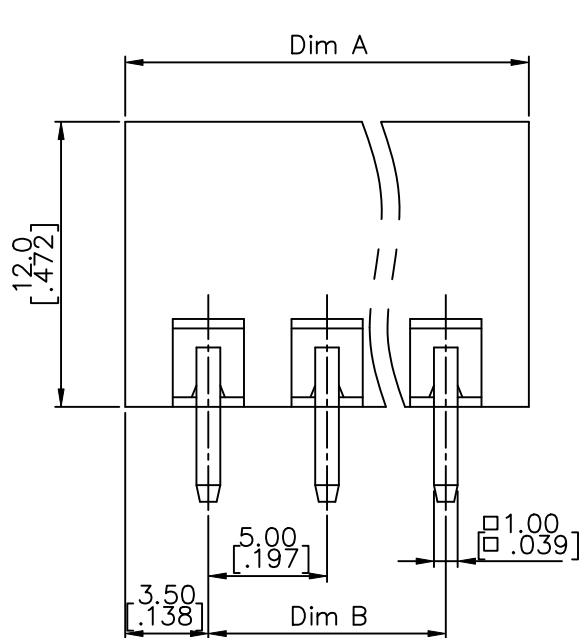
PRODUCT NUMBER	SERIES NAME	PITCH
20020107-GXXXXXLf	06-500	5.00 mm



N = NUMBER OF POLES
DIMENSION

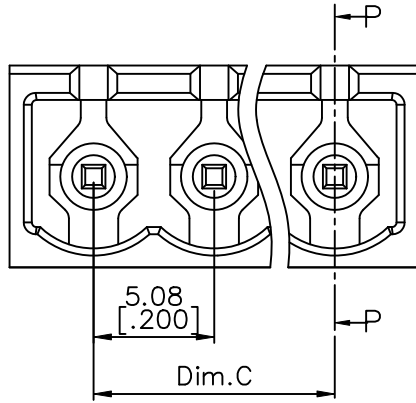
Dim A	$N * 5.0 [.197] + 2.0 [.079]$
Dim B	$(N - 1) * 5.0 [.197]$
Dim C	$(N - 1) * 5.0 [.197]$

Poles	Tolerance
2p-6p	$\pm 0.15 [.006]$
7p-12p	$\pm 0.25 [.010]$
13p-16p	$\pm 0.35 [.014]$
17p-24p	$\pm 0.40 [.016]$



mat'l. code		surface ASME Y14.5 ✓	tolerance ASME Y14.5	projection [Symbol]	product family TERMINAL BLOCK
ltr	ecn no	dr	date	title	
K				TERMINAL BLOCK	
tolerances unless otherwise specified				MM	PLUGABLE, SOCKET, SIGNAL, VERTICAL
angles				[INCH]	sheet 4 of 5 size
X ± 1°				scale	20020107
dr BEER FU 062509				FCI	A4
enr BEER FU 062509					CUSTOMER Drawing
chr GARY HSIEH 062509					
app JOSEPH HSIA 062509					
sheet index	revision sheet				

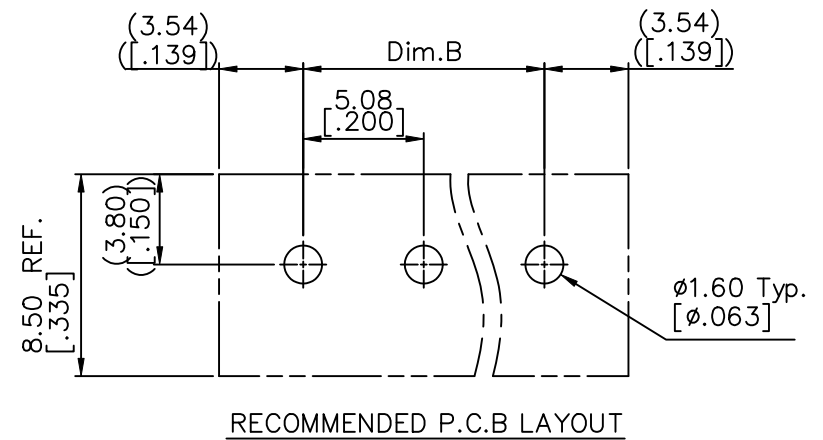
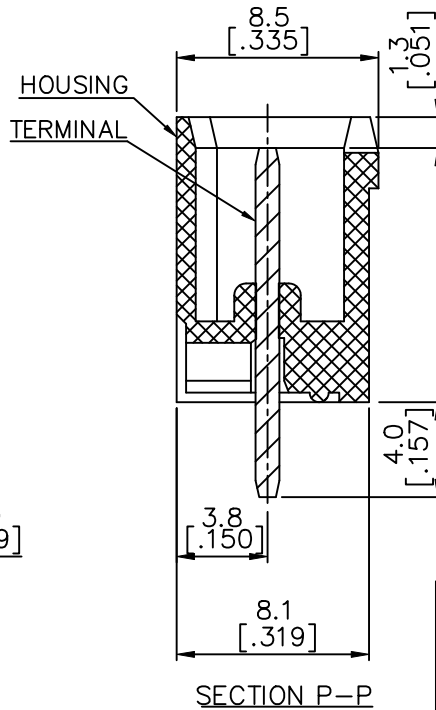
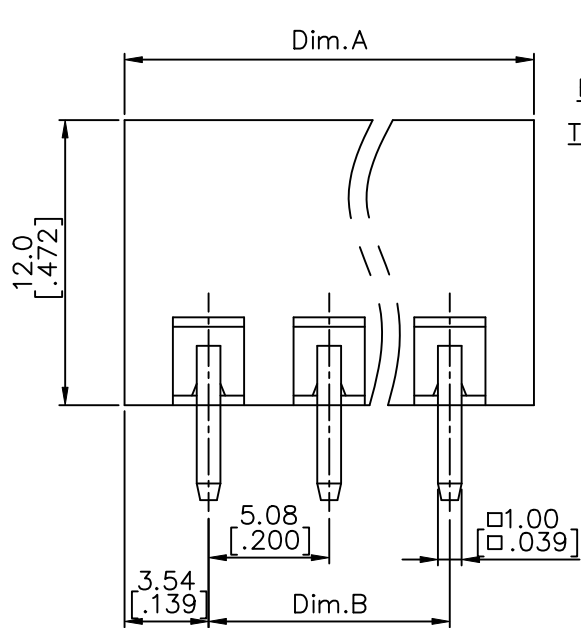
PRODUCT NUMBER	SERIES NAME	PITCH
20020107-HXXXXXLF	06-508	5.08 mm



N = NUMBER OF POLES
DIMENSION

Dim A	$N * 5.08 [.200] + 2.0 [.079]$
Dim B	$(N - 1) * 5.08 [.200]$
Dim C	$(N - 1) * 5.08 [.200]$

Poles	Tolerance
2p-6p	$\pm 0.15 [.006]$
7p-12p	$\pm 0.25 [.010]$
13p-16p	$\pm 0.35 [.014]$
17p-24p	$\pm 0.40 [.016]$



mat'l. code	surface ASME Y14.5	tolerance ASME Y14.5	projection 	product family TERMINAL BLOCK
ltr	ecn no	dr	date	title
K				TERMINAL BLOCK
				PLUGABLE, SOCKET, SIGNAL, VERTICAL
				sheet 5 of 5 size
				20020107 A4
				type CUSTOMER Drawing
sheet index	revision sheet			