



Contact module with 1 contact element, 1 NO, soldered connection, for use on printed circuit boards

<b>product brand name</b>	SIRIUS ACT
<b>product designation</b>	Contact module
<b>product type designation</b>	3SU1
<b>Contact block/ lampholder</b>	
<b>socket design</b>	other
<b>General technical data</b>	
product function positive opening	No
insulation voltage rated value	250 V
<b>degree of pollution</b>	3
<b>type of voltage</b>	
• of the operating voltage	AC/DC
• of the input voltage	AC/DC
<b>surge voltage resistance rated value</b>	4 kV
protection class IP	
• of the enclosure	IP40
• of the terminal	IP00
<b>shock resistance</b>	
• according to IEC 60068-2-27	sinusoidal half-wave 15g / 11 ms
• for railway applications according to EN 61373	Category 1, Class B
<b>vibration resistance</b>	
• according to IEC 60068-2-6	10 ... 500 Hz: 5g
• for railway applications according to EN 61373	Category 1, Class B
<b>operating frequency maximum</b>	3 600 1/h
mechanical service life (switching cycles) typical	10 000 000
electrical endurance (switching cycles) typical	10 000 000
<b>thermal current</b>	10 A
<b>reference code according to IEC 81346-2</b>	S
<b>continuous current of the C characteristic MCB</b>	10 A
<b>Substance Prohibitance (Date)</b>	10/01/2014
<b>operating voltage</b>	
• at AC	
— at 50 Hz rated value	5 ... 240 V
— at 60 Hz rated value	5 ... 240 V
• at DC rated value	5 ... 250 V
<b>Power Electronics</b>	
<b>contact reliability</b>	One maloperation per 100 million (17 V, 5 mA), one maloperation per 10 million (5 V, 1 mA)
<b>Auxiliary circuit</b>	
<b>design of the contact of auxiliary contacts</b>	Silver alloy

<b>number of NC contacts for auxiliary contacts</b>	0
• lagging switching	0
<b>number of NO contacts for auxiliary contacts</b>	1
• leading contact	0
<b>operational current at AC-12</b>	
• at 24 V rated value	10 A
• at 48 V rated value	10 A
• at 110 V rated value	10 A
• at 230 V rated value	10 A
<b>operational current at AC-15</b>	
• at 24 V rated value	6 A
• at 48 V rated value	6 A
• at 110 V rated value	6 A
• at 230 V rated value	4 A
<b>operational current at DC-12</b>	
• at 24 V rated value	10 A
• at 48 V rated value	5 A
• at 110 V rated value	2.5 A
• at 230 V rated value	1 A
<b>operational current at DC-13</b>	
• at 24 V rated value	3 A
• at 48 V rated value	1.5 A
• at 110 V rated value	0.7 A
• at 230 V rated value	0.3 A

#### Connections/ Terminals

<b>type of electrical connection</b>	Socket connection (THT)
--------------------------------------	-------------------------

#### Ambient conditions

<b>ambient temperature</b>	
• during operation	-25 ... +70 °C
• during storage	-40 ... +80 °C
environmental category during operation according to IEC 60721	3M6, 3S2, 3B2, 3C3 (without salt spray), 3K6 (with relative humidity of 10 ... 95%, no condensation in operation permitted)

#### Installation/ mounting/ dimensions

<b>fastening method</b>	Printed circuit board
• of modules and accessories	Printed circuit board
<b>height</b>	18.5 mm
<b>width</b>	7.6 mm
<b>depth</b>	16.2 mm
<b>suitability for integration</b>	
• plastic enclosure	No
• metal enclosure	No
<b>type of soldering method</b>	Selective soldering process, manual soldering, laser soldering; No liquid solder must not come into contact with the plastic parts and enclosure parts
<b>parameter of the soldering method</b>	Maximum solder temperature with liquid solder 285 °C for max. 2 seconds per pin
<b>soldering point quality according to IPC A-610</b>	Class 2

#### Certificates/ approvals

<b>General Product Approval</b>	<b>Declaration of Conformity</b>
---------------------------------	----------------------------------

[Confirmation](#)



[KC](#)



<b>Test Certificates</b>	<b>Marine / Shipping</b>
--------------------------	--------------------------

[Type Test Certificates/Test Report](#)

[Special Test Certificate](#)



Marine / Shipping

other



[Environmental Confirmations](#)

[Confirmation](#)

#### Further information

Information- and Downloadcenter (Catalogs, Brochures,...)

<https://www.siemens.com/ic10>

Industry Mall (Online ordering system)

<https://mall.industry.siemens.com/mall/en/en/Catalog/product?mfb=3SU1400-3AA10-5BA0>

Cax online generator

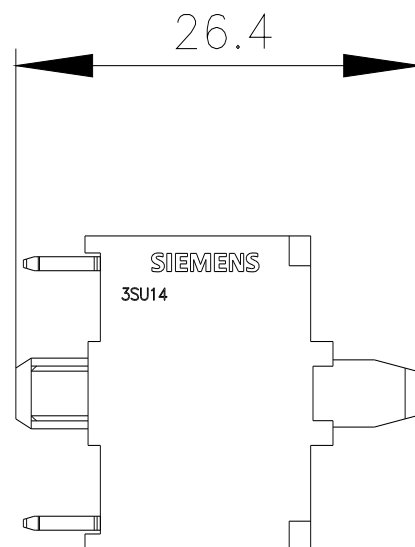
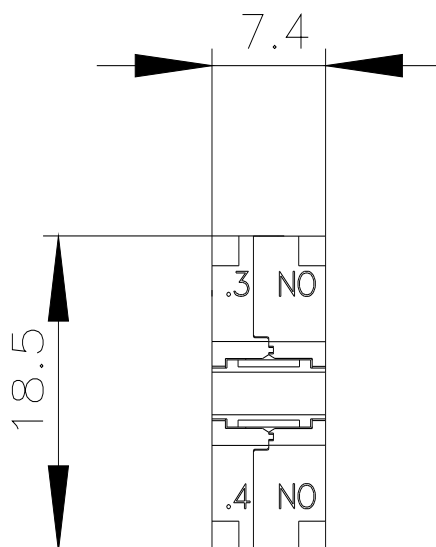
<http://support.automation.siemens.com/WW/CAXorder/default.aspx?lang=en&mfb=3SU1400-3AA10-5BA0>

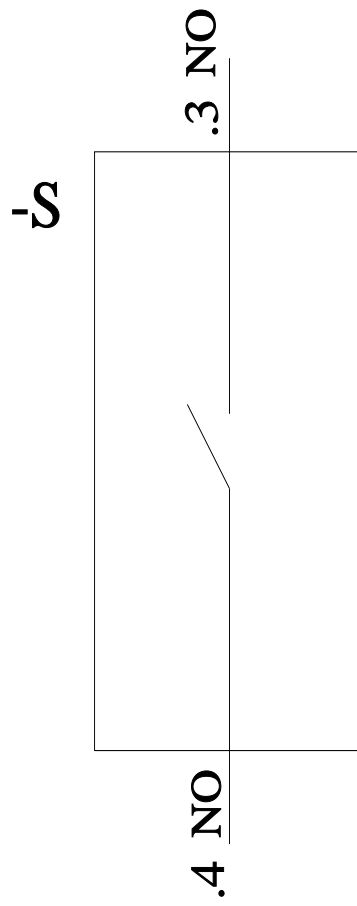
Service&Support (Manuals, Certificates, Characteristics, FAQs,...)

<https://support.industry.siemens.com/cs/ww/en/ps/3SU1400-3AA10-5BA0>

Image database (product images, 2D dimension drawings, 3D models, device circuit diagrams, EPLAN macros, ...)

[http://www.automation.siemens.com/bilddb/cax\\_de.aspx?mfb=3SU1400-3AA10-5BA0&lang=en](http://www.automation.siemens.com/bilddb/cax_de.aspx?mfb=3SU1400-3AA10-5BA0&lang=en)





last modified:

3/9/2022 