


SIGN	DATE	DESCRIPTION	APPROVER
THIS IS CAD DRAWING, DO NOT REVISE MANUALLY!!!			

Material

- Insulating body Thermoplastic (UL94V-0)
- Insulating cover Thermoplastic (UL94V-0)
- Insulating partition Thermoplastic (UL94V-0)
- Contact on entry pin Brass, Tin plated
- Contact on back pin Brass, Tin plated
- Spring clamp Stainless steel

Electrical

- Voltage rating: 300VAC
- Current rating: 8A
- Wire range:
 - Solid wire(AWG): 16-20
 - Stranded wire(AWG): 16-20
- Wire strip length: 6-7mm
- Withstanding Voltage: 1.6KV
- Operating temperature: -30°C to +105°C
- Soldering temperature: 250°C±10°C/5 Sec
- Safety Approval:  us

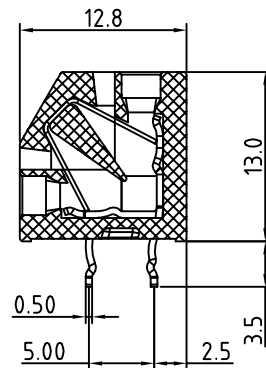
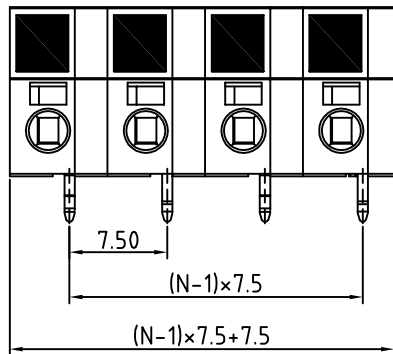
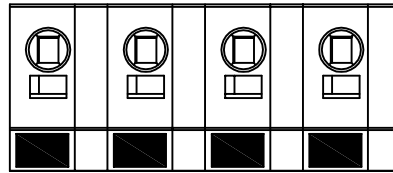
RoHS Compliant

PART NUMBER:

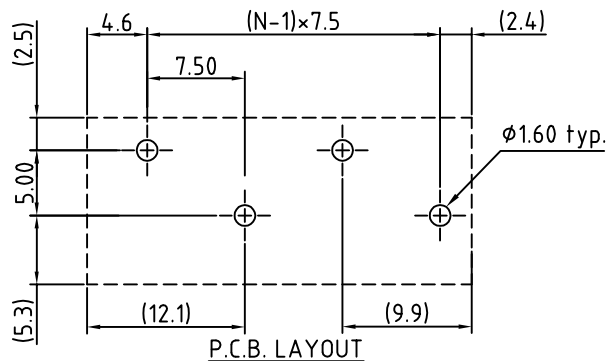
OSTH7XX1080

No. of Poles
02: 2 Poles
:
:
24: 24 Poles

COLOR
0: Black
5: Green
8: Grey (Standard)
C: Multiple Colors



Number of poles



THESE DRAWINGS AND SPECIFICATIONS ARE THE PROPERTY OF ON-SHORE TECHNOLOGY, INC. AND SHALL NOT BE REPRODUCED, COPIED OR USED IN ANY MANNER WITHOUT THE PRIOR WRITTEN CONSENT OF ON-SHORE TECHNOLOGY, INC.



TITLE		OSTH7 7.5 Series, 2-24p	
PART NO.	OSTH7XX1080	DWG NO.	OSTH7XX1080.DWG
APPROVED	CHECKED	DESIGNED	DRAWN
Shi Jun 2006.11.16	Marvin 2006.11.16	Aaron 2006.11.07	Aaron 2006.11.07
SHEET: 01/01		Tolerance	
		UNIT: mm	X. ±0.50
		SCALE: NONE	X.X ±0.30
		REV: B	X.XX ±0.10
			X* ±1"