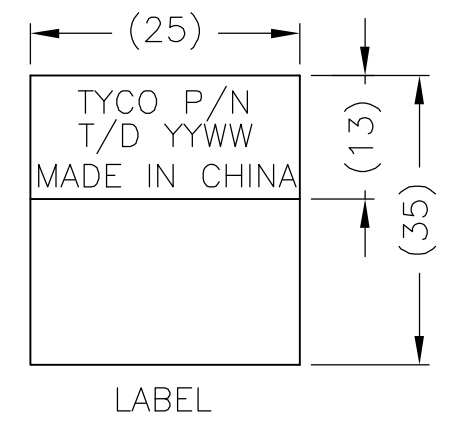
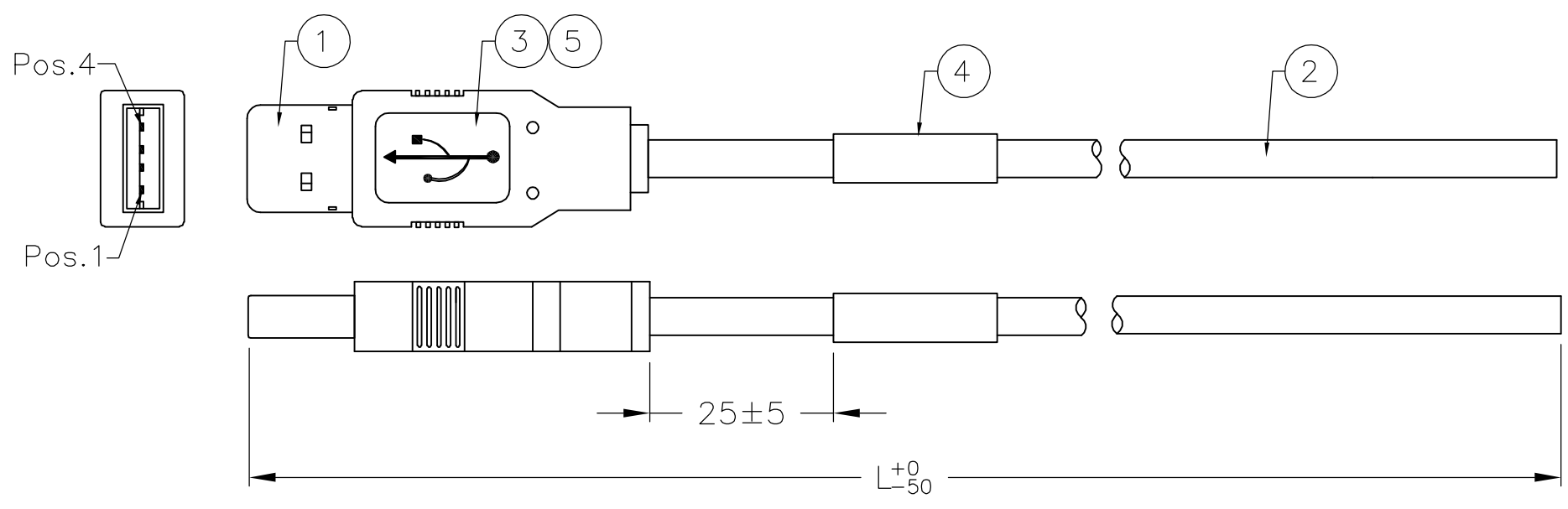


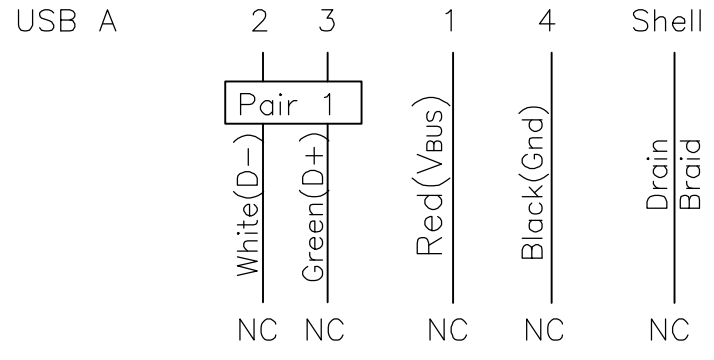
THIS DRAWING IS UNPUBLISHED. RELEASED FOR PUBLICATION
 © COPYRIGHT BY TYCO ELECTRONICS CORPORATION. ALL RIGHTS RESERVED.

LOC	DIST	REVISIONS					
GP	00	P	LTR	DESCRIPTION	DATE	DWN	APVD
			C	REVISE PER ECO-05-006320	01AUG05	TW	JH

Tooling Drawing NO.
 USB A: TR00662



PIN ASSIGNMENT :



PART NO.	1487593-1	1487593-2
LENGTH(L)	2000	1500

NOTES:

- TESTED FOR CONTINUITY, SHORTS AND OPENS, HI-POT 630V FOR 10MS.
- CABLE ASSEMBLY MEETS USB 2.0 STANDARDS.
- EXPOSED CABLE BRAID IS NOT PERMISSIBLE BEYOND OVERMOLD.
- THE FINAL CABLE ASSEMBLY MAXIMUM LENGTH NOT TO EXCEED 2700MM PER USB SPECIFICATIONS.
- MEETS REQUIREMENTS OF EU DIRECTIVE 2002/95/EC

AR	AR	MR	COPPER FOIL, W: 5MM	5
1	1	PC	LABEL, 25x35mm, White 25x13mm	4
AR	AR	KG	Overmold PVC, 40P, Color: White(WH01)	3
AR	AR	MR	USB 2.0 Cable 28AWG*1P+24AWG*2C+Al/Mylar +Drain+Braid, Color: White(WH01).	2
1	1	EA	USB 4Pin Connector Contacts: Gold 30U Plated, Shell: Nickel Plated, Housing UL94V-0 A Type.	1
-2	-1	U/M	DESCRIPTION	ITEM

THIS DRAWING IS A CONTROLLED DOCUMENT.		DWN	BOVEY LIU	25FEB02	 Tyco Electronics Corporation Harrisburg, Pa 17105-3608
DIMENSIONS: mm		CHK	J.HUNT	25FEB02	
		APVD	J.HUNT	25FEB02	
TOLERANCES UNLESS OTHERWISE SPECIFIED:		PRODUCT SPEC		NAME	
0 PLC ± - 1 PLC ± - 2 PLC ± - 3 PLC ± - 4 PLC ± - ANGLES ± -		APPLICATION SPEC		CABLE ASSEMBLY, USB A TYPE TO NC	
MATERIAL		WEIGHT		SIZE	
-		-		A3 00779	
		CUSTOMER DRAWING		DRAWING NO	
				C=1487593	
				RESTRICTED TO	
				-	
				SCALE	
				N.T.S	
				SHEET	
				1 OF 1	
				REV	
				C	