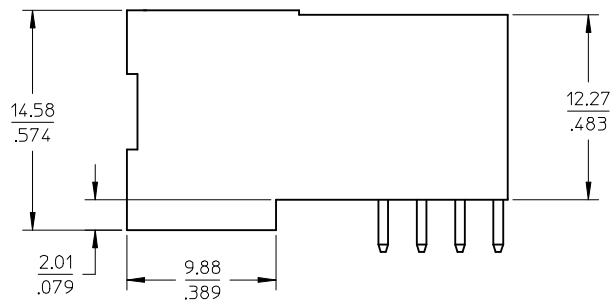
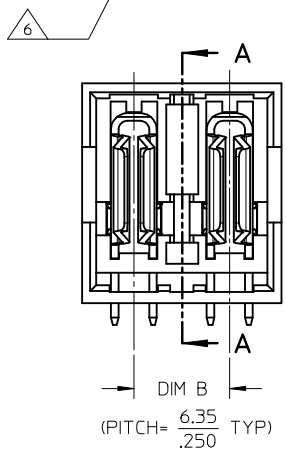
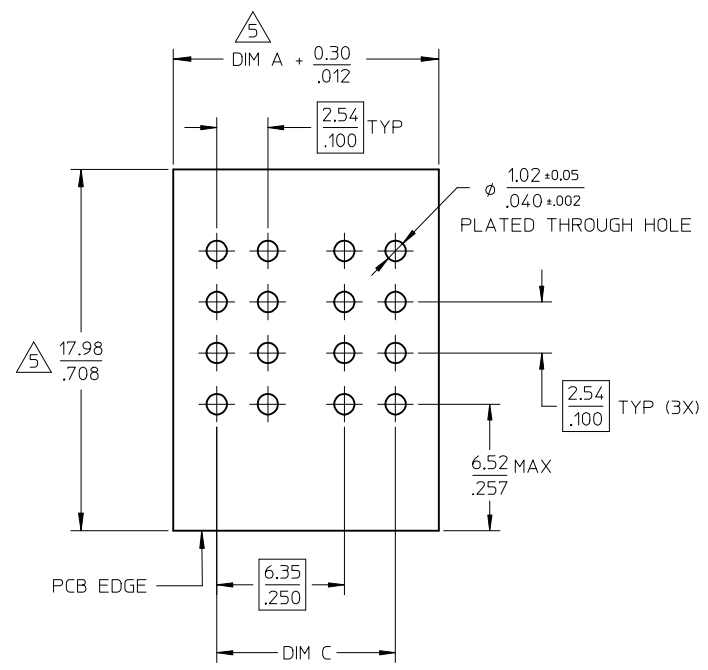


ISOMETRIC VIEW

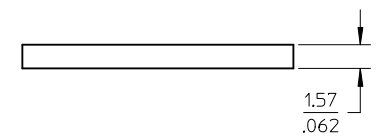


REVISE VIEWS IEC NO: S2013-0239 DRWNS:SKANG 2012/10/24 CHKD:ATSEE 2012/10/29 APPR:MLONG 2012/11/01	QUALITY SYMBOLS	GENERAL TOLERANCES (UNLESS SPECIFIED)		DIMENSION STYLE	SCALE	DESIGN UNITS	THIRD ANGLE PROJECTION	
	$\nabla_A = 0$ $\nabla_B = 0$ $\nabla_C = 0$	4 PLACES ± --- ± --- 3 PLACES ± --- ± .010 2 PLACES ± 0.25 ± --- 1 PLACE ± --- ± --- 0 PLACE ± ±	mm INCH	DRAWN BY: SKANG CHECKED BY: GMENARLY APPROVED BY: MLONG	DATE: 2007/03/28 DATE: 2007/04/04 DATE: 2007/04/04	NTS	METRIC	<input checked="" type="checkbox"/> THIRD ANGLE PROJECTION
	DRAFT WHERE APPLICABLE MUST REMAIN WITHIN DIMENSIONS	ANGULAR ± 3 °	SEE TABLE	MATERIAL NO.	TITLE: HEADER, POWER CONN ALL BLADES POWER CONFIG. R/A, T/H			molex
	A3		THIS DRAWING CONTAINS INFORMATION THAT IS PROPRIETARY TO MOLEX INCORPORATED AND SHOULD NOT BE USED WITHOUT WRITTEN PERMISSION	DOCUMENT NO. SD-87684-001	SHEET NO. 1 OF 2			

10	9	8	7	6	5	4	3	2	1
PART NUMBER	NO OF POWER PINS	DIM A	DIM B	DIM C	PACKAGING				
87684-2001	2	$\frac{13.20}{.520}$	$\frac{6.35}{.250}$	$\frac{8.89}{.350}$	TRAY				



RECOMMENDED PCB LAYOUT



- NOTES:
- MATERIALS: HOUSING - HIGH TEMPERATURE, THERMO-PLASTIC
GLASS FILLED, UL94V-0, COLOUR: BLACK
POWER BLADES - COPPER ALLOY
 - FINISHES: POWER - SELECTIVE GOLD IN CONTACT AREA
THICKNESS=0.76 μ m / 30 μ m MINIMUM
SELECTIVE TIN IN THE PC TAIL AREA
THICKNESS= 2.54 μ m / 100 μ m MINIMUM WITH
1.27 μ m / 50 μ m MINIMUM NICKEL UNDERPLATE OVERALL.
 - PRODUCT SPECIFICATION: PS-87631-006.
APPLICATION SPECIFICATION: AS-87682-009.
 - SEE SHEET 2 FOR RECOMMENDED PCB LAYOUT.
- \triangle COMPONENT STAY AWAY ZONE FROM CONNECTOR.
 \triangle MANUFACTURER LOGO, PART NUMBER AND YEAR-WK CODE.

REVISE VIEWS EC NO: S2013-0239 DRWN:SKANG 2012/10/24 CHKD:ATSEE 2012/10/29 APPR:MLONG 2012/11/01	QUALITY SYMBOLS $\nabla_F=0$ $\nabla_E=0$ $\nabla_B=0$	GENERAL TOLERANCES (UNLESS SPECIFIED)		DIMENSION STYLE		SCALE	DESIGN UNITS	THIRD ANGLE PROJECTION		
			mm	INCH	MM/IN		NTS	METRIC		
		4 PLACES	\pm ---	\pm ---	DRAWN BY	DATE	TITLE			
		3 PLACES	\pm ---	$\pm .010$	SKANG	2007/03/28	HEADER, POWER CONN ALL BLADES POWER CONFIG. R/A, T/H			
	2 PLACES	± 0.25	\pm ---	CHECKED BY	DATE					
	1 PLACE	\pm ---	\pm ---	GMENARLY	2007/04/04					
	0 PLACE	\pm	\pm	APPROVED BY	DATE	DOCUMENT NO.		SHEET NO.		
		ANGULAR $\pm 3^\circ$		MLONG	2007/04/04	SD-87684-001		2 OF 2		
		DRAFT WHERE APPLICABLE MUST REMAIN WITHIN DIMENSIONS		MATERIAL NO.		THIS DRAWING CONTAINS INFORMATION THAT IS PROPRIETARY TO MOLEX INCORPORATED AND SHOULD NOT BE USED WITHOUT WRITTEN PERMISSION				
				SIZE	A3					