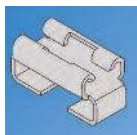


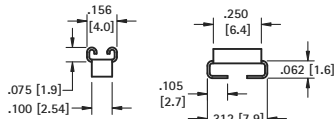
PC QUICK-FIT FEMALE TERMINALS

FEMALE PC QUICK-FIT TERMINALS



ACCEPTS .110 (2.8) × .032 (.81) TAB

SMT - HORIZONTAL ENTRY



SPECIFICATIONS

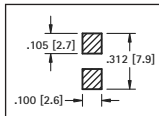
Material: .012 (.30) Brass, Tin-Nickel Plate
Current Rating: 15 Amps @ 500V AC

CAT. NO. 3569* (Bulk)

CAT. NO. 3569TR* (Tape & Reel)

Tape & Reel Spec's: 24mm wide, 8mm pitch, 13 inch reel (2000 pieces per reel)

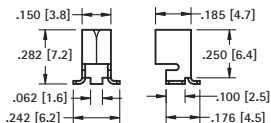
Mounting Detail



ACCEPTS ALL TABS

.110 (2.8) TO .50 (6.4) × .020 (.50) TO .032 (.80)

SMT - VERTICAL OR HORIZONTAL ENTRY



SPECIFICATIONS

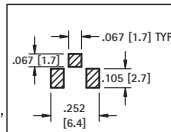
Material: .016 (.40) Brass, Tin-Nickel Plate
Current Rating: 15 Amps @ 500V AC

CAT. NO. 3586* (Bulk)

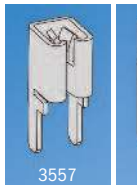
CAT. NO. 3586TR* (Tape & Reel)

Tape & Reel Spec's: 16mm wide, 12mm pitch, 13 inch reel (750 pieces per reel)

Mounting Detail



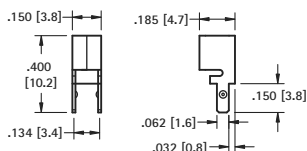
Underwriters Laboratories, Inc.
Recognized Component Program
 — UL File Number E201546



ACCEPTS ALL TABS

.110 (2.8) TO .50 (6.4) × .020 (.50) TO .032 (.80)

VERTICAL OR HORIZONTAL ENTRY

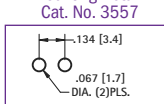


MATERIAL:

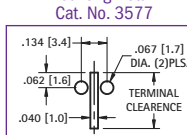
.016 (.41) Brass, Tin-Nickel Plate

CAT. NO.	ORIENTATION
3557	top & side entry
3577*	bottom entry

Mounting Detail

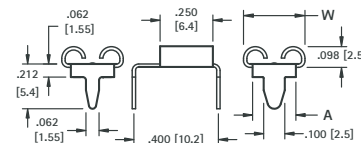


Mounting Detail



ACCEPTS .187 (4.8), .205 (5.2), .250 (6.4) TAB

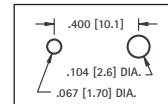
HORIZONTAL ENTRY



MATERIAL: Brass, Tin-Nickel Plate

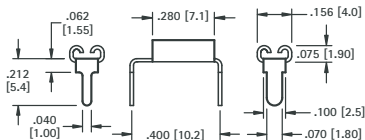
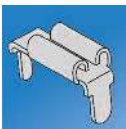
CAT. NO.	ACCEPTS TAB	"W"	"A"	MATL THICK
3571	.187(4.8) × .020(.51)	.222 (5.6)	.162 (4.1)	.012 (.30)
3572*	.187(4.8) × .032(.81)			
3546	.205(5.2) × .020(.51)	.240 (6.1)	.180 (4.6)	.012 (.30)
3550	.205(5.2) × .032(.81)	.291 (7.4)	.205 (5.2)	.016 (.41)
3547	.250(6.4) × .032(.81)			

Mounting Detail



ACCEPTS .110 (2.8) TAB

HORIZONTAL ENTRY

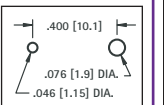


MATERIAL:

.012 (.30) Brass, Tin-Nickel Plate

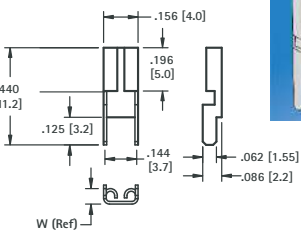
CAT. NO.	ACCEPTS TAB
3545	.110 (2.8) × .020 (.51)
3549	.110 (2.8) × .032 (.81)

Mounting Detail



ACCEPTS .110 (2.8) TAB

VERTICAL ENTRY

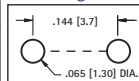


MATERIAL:

.012 (.30) Brass, Tin-Nickel Plate

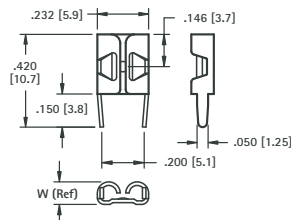
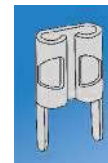
CAT. NO.	ACCEPTS TAB	W
3534	.110(2.8) × .020(.51)	.070 (1.80)
3544	.110(2.8) × .032(.81)	.075 (1.92)

Mounting Detail



ACCEPTS .187 (4.8) TAB

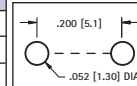
VERTICAL ENTRY



MATERIAL: .016 (.41) Brass, Tin-Nickel Plate

CAT. NO.	ACCEPTS TAB	"W"
3548	.187(4.8) × .020(.51)	.093 (2.36)
3578*	.187(4.8) × .020(.51)	.093 (2.36)
3551	.187(4.8) × .032(.81)	.102 (2.59)

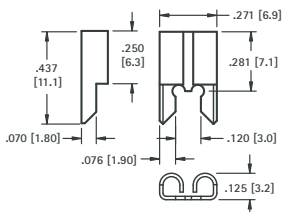
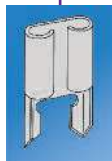
Mounting Detail



*Low insertion force design

ACCEPTS .205 (5.2) TAB

VERTICAL ENTRY

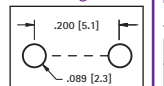


MATERIAL:

.016 (.41) Brass, Tin-Nickel Plate

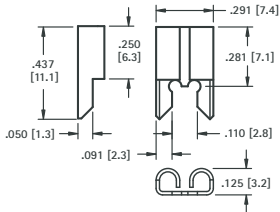
CAT. NO.	ACCEPTS TAB
3525	.205 (5.2) × .020 (.51)
3575*	.205 (5.2) × .032 (.81)

Mounting Detail



ACCEPTS .250 (6.4) TAB

VERTICAL ENTRY

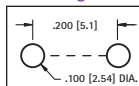


MATERIAL:

.016 (.41) Brass, Tin-Nickel Plate

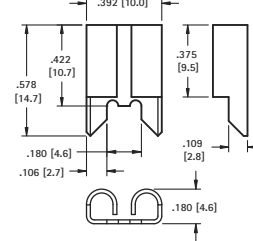
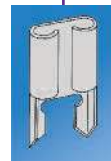
CAT. NO.	ACCEPTS TAB
3528	.250 (6.4) × .032 (.81)

Mounting Detail



ACCEPTS .312 (7.9) TAB

OVER SIZED

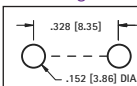


MATERIAL:

.020 (.51) Copper, Tin-Nickel Plate

CAT. NO. 3555

Mounting Detail



* Not UL Recognized