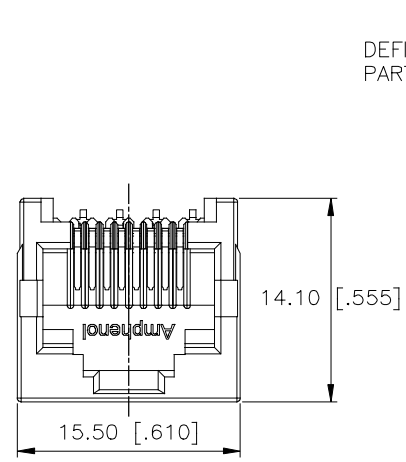
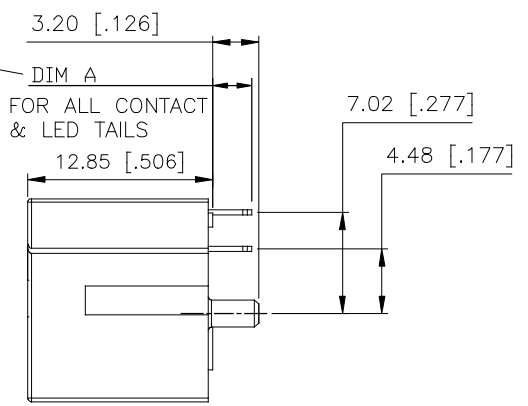


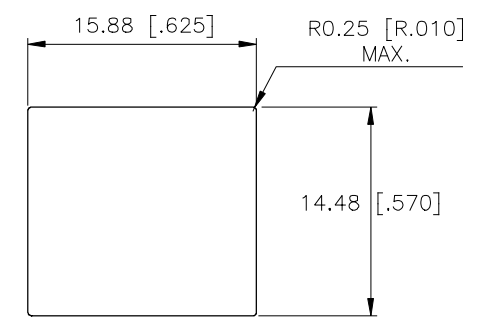
REVISIONS			
REV	DESCRIPTION, ECN, EAR NO.	DATE	APP'D
A	PROPOSAL	JUN29/15	L.CHAN
B	ADD NEW OPTION	FEB02/16	L.CHAN
C	FIX ERROR	APR27/17	L.CHAN



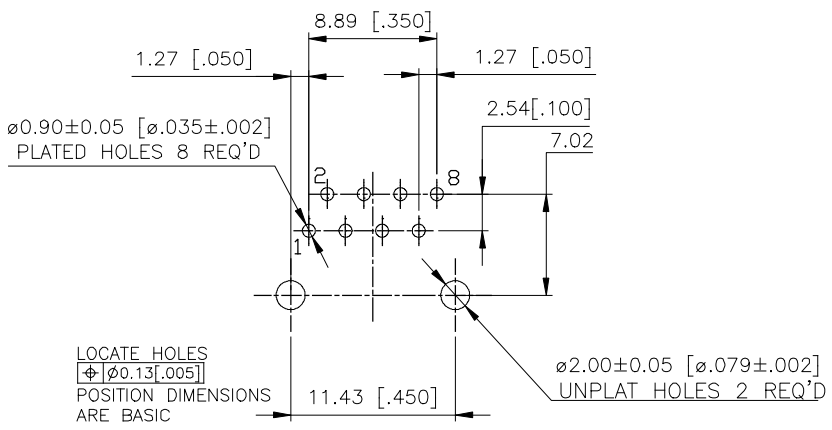
FRONT VIEW



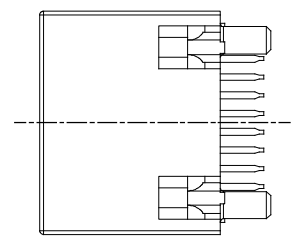
SIDE VIEW



RECOMMENDED PANEL CUTOUT



RECOMMENDED P.C.B LAYOUT
(COMPONENT SIDE OF BOARD
TOLERANCES: +/- 0.05[.002])



BOTTOM VIEW

1. MATERIALS:
 PLASTIC HOUSING: HIGH TEMPERATURE THERMOPLASTIC
 FLAMMABILITY RATING UL 94V-0
 COLOUR: BLACK
- CONTACTS: PHOSPHOR BRONZE
 PLATING: SELECTIVE GOLD PLATING ON MATING SURFACES SEE AMPHENOL PART NUMBER FOR DETAIL.
 50 μ" [1.27 MICRONS] MIN. NICKEL UNDERPLATE
 100 μ" [2.54 MICRONS] MIN. TIN ON CONTACT TAILS.
2. RECOMENTED SOLDER PROCESS: WAVE SOLDERING PEAKED AT 260°C FOR 5 SECONDS MAXIMUM.

AMPHENOL PART NUMBER: RJE88-188-0X0X

GOLD PLATING OPTION
 0=3u" GOLD PLATING
 1=6u" GOLD PLATING
 2=15u" GOLD PLATING
 3=30u" GOLD PLATING
 4=50u" GOLD PLATING

DIM A (TAIL LENGTH)
 0=2.70 MM
 A=3.50 MM
 B=3.20 MM



UNLESS SPECIFIED OTHERWISE	DRAWN AMY Z	DATE JUN29/15	Amphenol Canada Corp. www.amphenolcanada.com
PRIMARY UNITS MILLIMETER	CHECKED Lawrence C	JUN29/15	
SECONDARY INCH	M.E. APP'D		TITLE
REFERENCE IN PARENTHESES	Q.A. APP'D		MODULAR JACK, 8 POSITIONS, 8 CONTACTS, UNSHIELDED, WITHOUT LED TRAY PACKAGING-RoHS COMPLIANT
GENERAL TOLERANCES	DWG APPR.		DWG. NO.
1 DECIMAL PLACE ±0.45	ENG. REL. NO.		P-RJE88-188-0X0X
2 DECIMAL PLACES ±0.30	REF.		REV C
3 DECIMAL PLACES ±0.15	THIRD ANGLE PROJECTION	DO NOT SCALE DRAWING	CODE ID NO. 03554 DWG SIZE: c SCALE: N/A SHEET 1 OF 1
ANGULAR DEGREES ±1.0°			

THIS DOCUMENT CONTAINS PROPRIETARY INFORMATION AND SUCH INFORMATION MAY NOT BE DISCLOSED TO OTHERS FOR ANY PURPOSE OR USED FOR MANUFACTURING PURPOSES WITHOUT WRITTEN PERMISSION FROM AMPHENOL CANADA CORP.