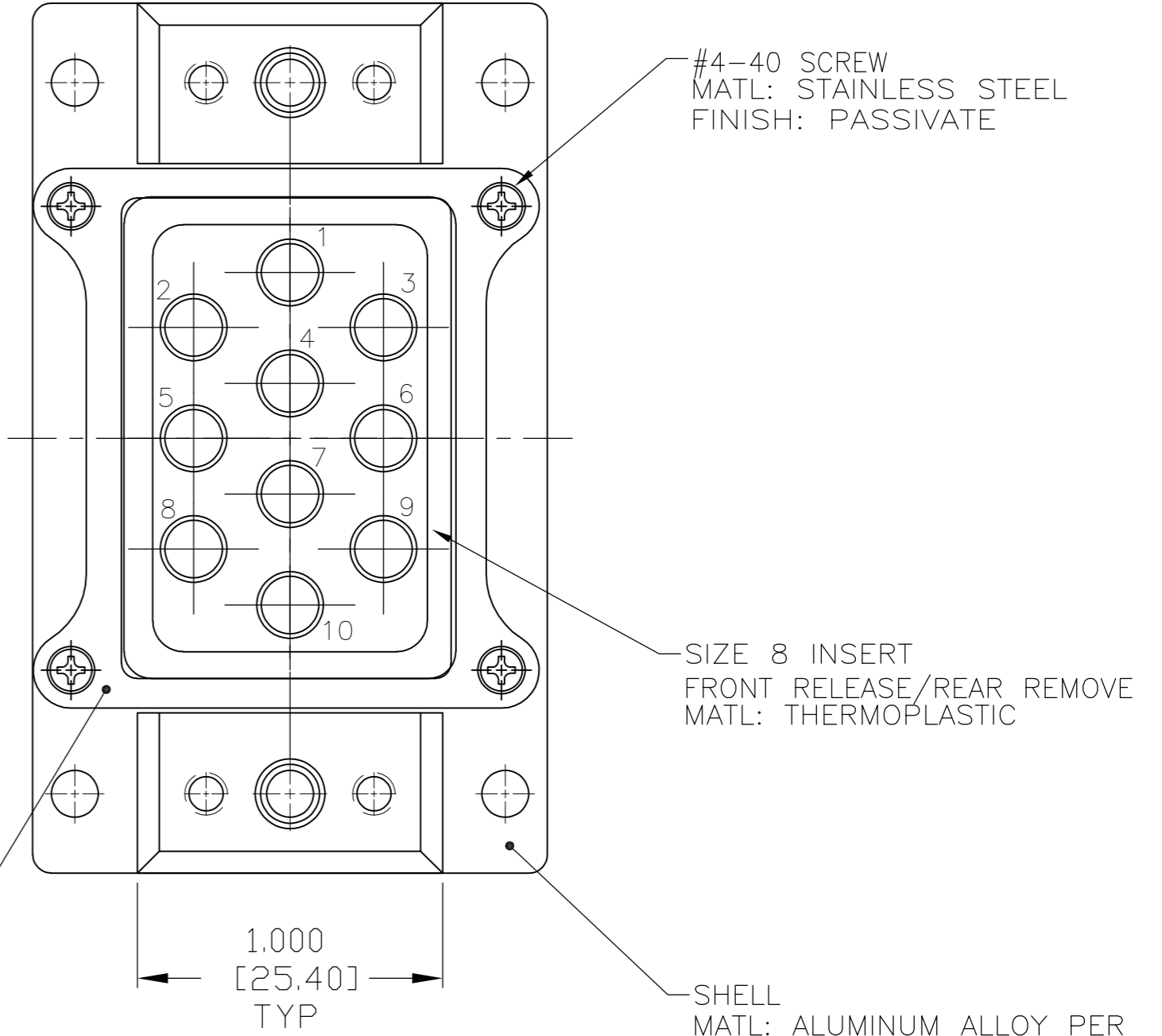
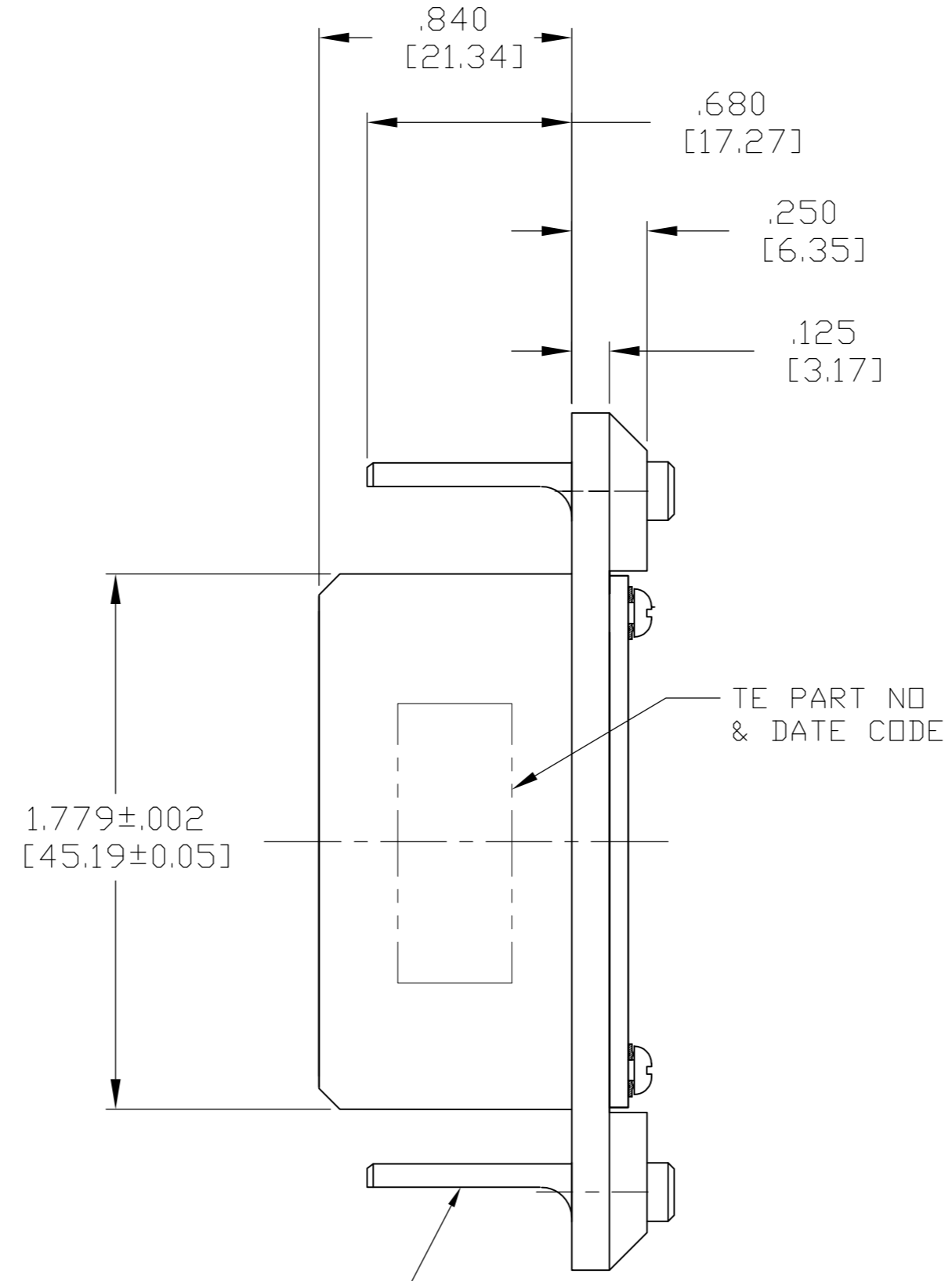
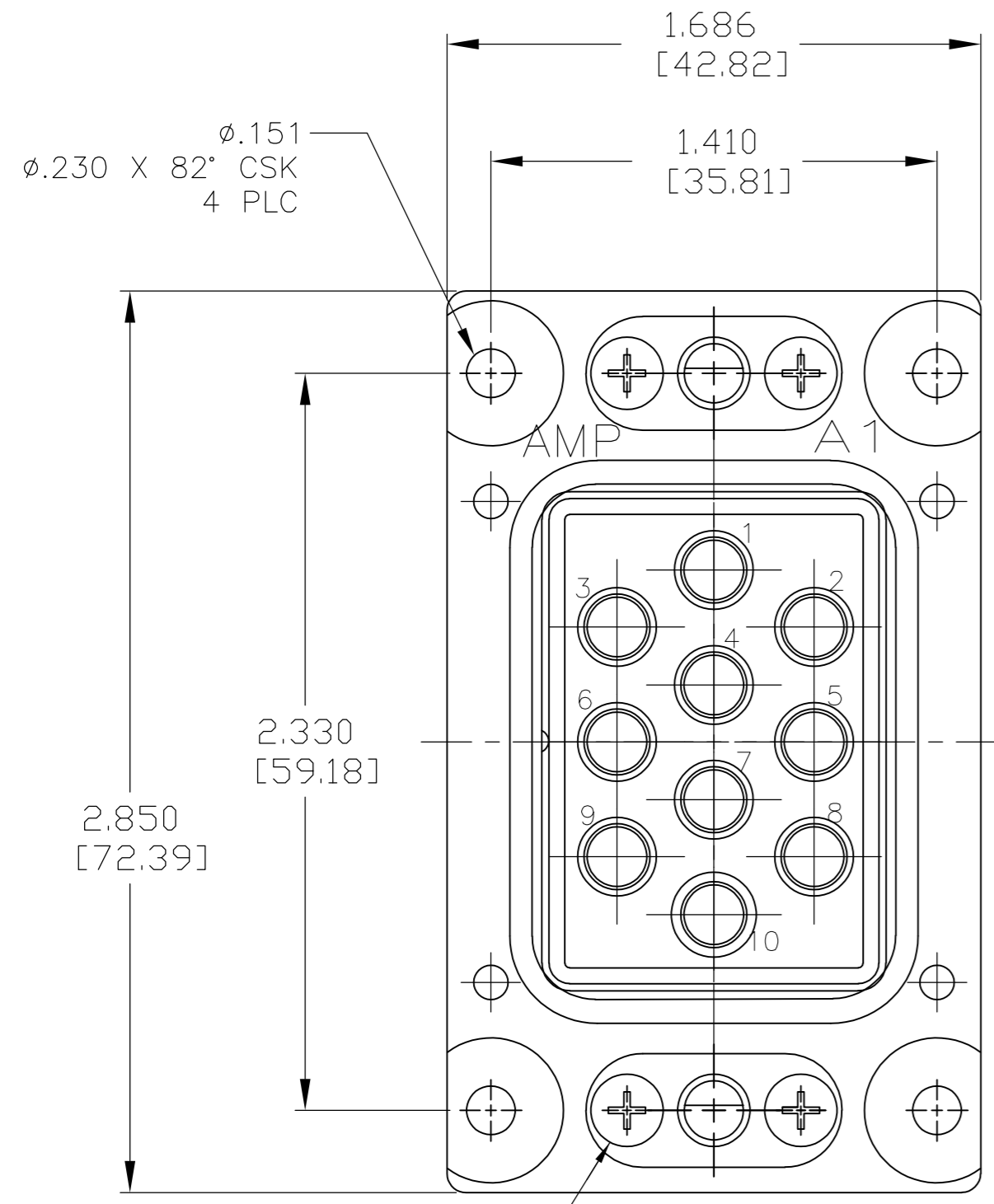


THIS DRAWING IS UNPUBLISHED. RELEASED FOR PUBLICATION
 © COPYRIGHT - By - ALL RIGHTS RESERVED.

LOC		DIST		REVISIONS			
P	LTR	DESCRIPTION		DATE	DWN	APVD	
B		REV PER ECO-15-009657		30JUN15	KG	WB	



#4-40 SCREW, FLAT HEAD
 MATL: STAINLESS STEEL
 FINISH: PASSIVATE

MAT'L: ZINC ALLOY PER ASTM-B-86
 FINISH: ELECTROLESS NICKEL PER AMS-C-26074

POLARIZING POST

RETAINING PLATE
 MATL: ALUMINUM PER
 QQ-A-250 OR QQ-A-591
 FINISH: ELECTROLESS NICKEL PER AMS-C-26074

SHELL
 MATL: ALUMINUM ALLOY PER
 QQ-A-250 OR QQ-A-591
 FINISH: ELECTROLESS NICKEL
 PER AMS-C-26074

- KEYING INSTALLED IN POSITION PER TABLE. POSITION "00" KEYING SHIPPED UNASSEMBLED. KEYING SHOWN IN POSITION "01" FOR REFERENCE ONLY.
- DUST COVER INSTALLED, NOT SHOWN FOR CLARITY.
- SIZE 8 CONTACTS ARE NOT INCLUDED, MUST BE ORDERED SEPARATELY, CONTACTS ARE SNAP IN AND REMOVABLE.

"22"	2157914-2
"04"	2157914-1
KEYING POSITION	PART NO.

THIS DRAWING IS A CONTROLLED DOCUMENT.		DWN	C.C.THOMAS	4-10-12	 TE Connectivity	NAME		SINGLE MOD,PLUG CONNECTOR ASSEMBLY, ARINC 600		
DIMENSIONS: INCHES [mm]		CHK	W.BERNHART	4-10-12		PRODUCT SPEC		SIZE	CAGE CODE	DRAWING NO
TOLERANCES UNLESS OTHERWISE SPECIFIED:		APVD	W.BERNHART	4-10-12		APPLICATION SPEC		SCALE	SHEET	RESTRICTED TO
0 PLC ± - 1 PLC ± - 2 PLC ± - 3 PLC ± .010 [0.25] 4 PLC ± - ANGLES ± - FINISH SEE CALLOUTS		WEIGHT	-	A2 00779		C=2157914		1 of 1	REV B	
MATERIAL SEE CALLOUTS		CUSTOMER DRAWING		SCALE 2:1		SHEET 1 of 1		REV B		