



Main

Range	ClimaSys
Product name	CU
Product or Component Type	Slim cooling unit block
Mounting type	Door of enclosure
Type of Installation	Indoor
Product destination	For enclosure
Mounting Mode	By screws
Input voltage	230 V 50/60 Hz
Phase	1 phase
Cooling power	5118 Btu/h 50/60 Hz L35-L35 3924 Btu/h 50/60 Hz L35-L50

Complementary

Height	66.77 in (1696 mm)
Width	19.49 in (495 mm)
Depth	7.68 in (195 mm)
Line Rated Current	5.7 A
Inrush current	18 A
Power consumption in W	970 W 50/60 Hz, L35-L50 840 W 50/60 Hz, L35-L35
Energy efficiency ratio	1.8
Control Type	Electronic controller
Temperature setting range	68...122 °F (20...50 °C)
Ambient air temperature for operation	Maximum 122 °F (50 °C) Inside the enclosure 68...115 °F (20...46 °C) Outside the enclosure 68...122 °F (20...50 °C)
Noise level	66 dB EN/ISO 3746
Pressure	406.11 psi (28 bar)
Flow rate	External circuit 227192.03 Gal/hr(US) (860 m3/h) 50/60 Hz Internal circuit 227192.03 Gal/hr(US) (860 m3/h) 50/60 Hz
Net Weight	121.25 lb(US) (55 kg)
Cooling gas type	R134a 1.01 lb(US) (0.46 kg))
Type of filter	Optional external circuit filter
Protection type	Thermal protection T 10 A Short-circuit protection (magnetic)
Material	Steel
Color	Gray RAL 7035)

Environment

Product Certifications	UL
IP degree of protection	IP55 IEC 60529 on the internal circuit) IP34 IEC 60529 on the external circuit)

The information provided in this documentation contains general descriptions and/or technical characteristics of the performance of the products contained herein. This documentation is not intended as a substitute for and is not to be used for determining suitability or reliability of these products for specific user applications. It is the duty of any such user or integrator to perform the appropriate and complete risk analysis, evaluation and testing of the products with respect to the relevant specific application or use thereof. Neither Schneider Electric Industries SAS nor any of its affiliates or subsidiaries shall be responsible or liable for misuse of the information contained herein.





Ordering and shipping details

Category	80036-ENCLOSURE SYSTEMS ACCESSORIES
Discount Schedule	ES1
GTIN	3606480676932
Nbr. of units in pkg.	1
Package weight(Lbs)	121.25 lb(US) (55.0 kg)
Returnability	No

Packing Units

Unit Type of Package 1	PCE
Package 1 Height	7.68 in (19.5 cm)
Package 1 width	19.49 in (49.5 cm)
Package 1 Length	66.77 in (169.6 cm)
Unit Type of Package 2	P12
Number of Units in Package 2	2
Package 2 Weight	369.50 lb(US) (167.6 kg)
Package 2 Height	80.71 in (205.0 cm)
Package 2 width	31.50 in (80.0 cm)
Package 2 Length	47.24 in (120.0 cm)

Offer Sustainability

REACH Regulation	 REACH Declaration
REACH free of SVHC	Yes
EU RoHS Directive	Compliant  EU RoHS Declaration
Toxic heavy metal free	Yes
Mercury free	Yes
RoHS exemption information	 Yes
China RoHS Regulation	 China RoHS Declaration
WEEE	The product must be disposed on European Union markets following specific waste collection and never end up in rubbish bins.