

PIN MATERIAL:BRASS TIN PLATED

Notes  
Material : ALUMINUM 1100 T=1.2  
Finished : Black anodize

Option	H	Thermal resistance
④ V7237A	6.35	28
V7237B	9.53	24
V7237C	12.70	21

**RoHS compliant**  
Unit: mm

Scale	FREE	⑦	Add the thermal graph	15.10.2021	Segal		Date	Name	Customer-No.			
TOLERANCE		⑥	Add the thermal graph	28.09.2021	Segal	Drawn	08.03.2002	Hellwig	ASSMANN WSW-No. <b>V7237x</b>			
UNIT	±0.2	⑤	Change production plant	31.10.2013	Amy	Approved	15.10.2021	Segal				
		④	Add P/N	21.10.2013	A.Plate							
DIM	TOL	③	Modify drawing layout	10.03.2010	Alex							
X.°	±X°	②	Update	11.08.2009	Dean					Drawing-No.	ASS 0513 HS	rev07
X.X°	±X°									Replace		Sheet 1/2
Angle	TOL	Id.	Modification	Date	Name							



Customer-No.	
ASSMANN WSW-No. <b>V7237x</b>	
Drawing-No.	ASS 0513 HS
Replace	rev07
	Sheet 1/2

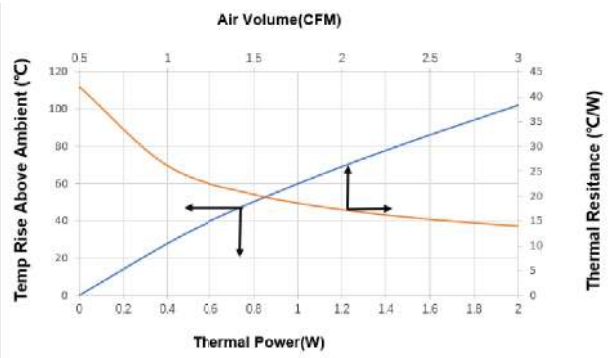
A

A

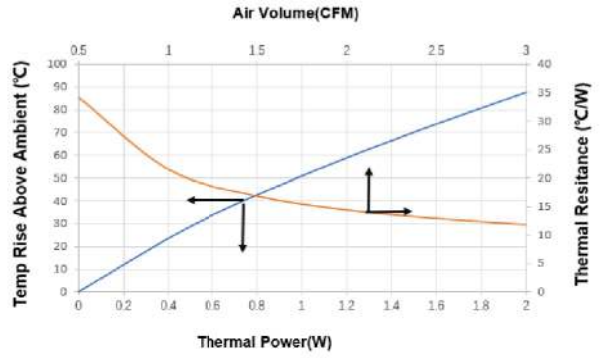
B

B

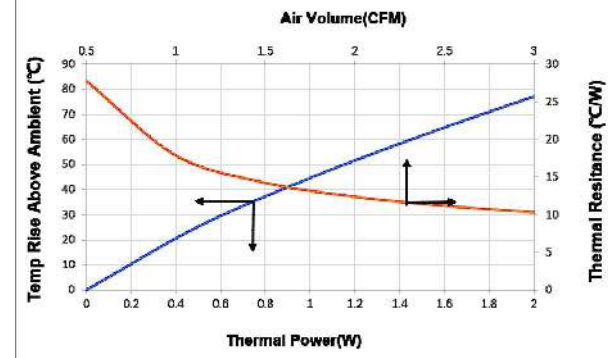
⑦ Thermal Resistance graph of V7237A



⑦ Thermal Resistance graph of V7237B



⑦⑥ Thermal Resistance graph of V7237C



E

E

F

F

**RoHS compliant**  
Unit: mm

Scale	FREE	⑦	Add the thermal graph	15.10.2021	Segal		Date	Name	Customer-No.		
TOLERANCE		⑥	Add the thermal graph	28.09.2021	Segal	Drawn	08.03.2002	Hellwig			
UNIT	±0.2	⑤	Change production plant	31.10.2013	Amy	Approved	15.10.2021	Segal	ASSMANN WSW-No.		
		④	Add P/N	21.10.2013	A.Plate				<b>V7237x</b>		
DIM	TOL	③	Modify drawing layout	10.03.2010	Alex	<b>ASSMANN</b> WSW components					Drawing-No.
X.°	±X°	②	Update	11.08.2009	Dean				ASS 0513 HS		rev07
X.X°	±X°								Replace	Sheet	
Angle	TOL	Id.	Modification	Date	Name			2/2			

G

H