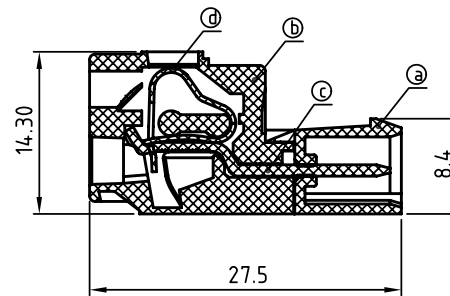
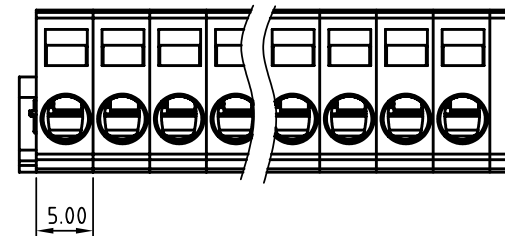
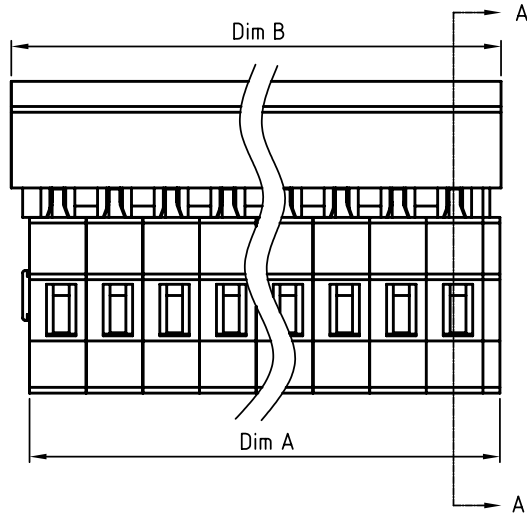
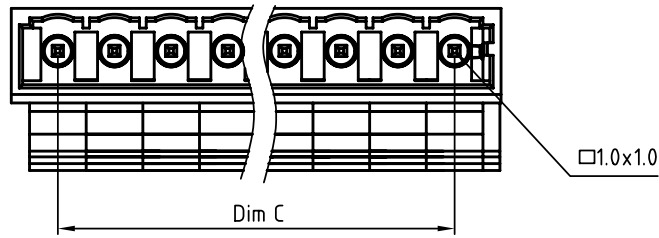


SIGN	DATE	DESCRIPTION	APPROVER
THIS IS CAD DRAWING, DO NOT REVISE MANUALLY!!!			



SECTION A-A

Material:

- Item a :Terminal body Thermoplastic (UL94 V-0)
- Item b :Terminal body Thermoplastic (UL94 V-0)
- Item c :Male contact pin: Brass Tin plated
- Item d :Spring clamp: Stainless steel

Electrical cULus

- Voltage rating: 300V
- Current rating: 8A
- Wire range:
- Solid wire(AWG): 12-28
- Stranded wire(AWG): 12-28
- Wire strip length: 8-9mm
- Withstanding Voltage: 1.6KV
- Operating temperature: -40°C to +105°C
- Safety Approval:

NB xx 7 0 x 0 xxxx G

- 02 2 poles
- 03 3 poles
-
- 24 24 poles

- 0 Black
- 5 Green
- (RAL6018/T)
- 6 Blue
- 8 Grey
- (RAL7035/D)

RoHS
Pb<40,000ppm
0000 Standard @ Logo
000A Standard ANY Logo
Any special item by customer request, please contact sales department.

N = Number of poles

Dim A=Nx5.0+1.5

Dim B=Nx5.0+3.2

Dim C=(N-1)x5.0

	Dim A	Dim B	Dim C
2-6p	±0.20	±0.20	±0.20
7-12p	±0.25	±0.25	±0.25
13-18p	±0.30	±0.30	±0.30
19-24p	±0.40	±0.40	±0.40

ANYTEK

CUSTOMER COPY

ALL RIGHTS RESERVED. REPRODUCTION OR ISSUE TO THIRD PARTIES IN ANY FORM WHATSOEVER IS NOT PERMITTED WITHOUT WRITTEN AUTHORITY FROM THE PROPRIETOR. PROPERTY OF ANYTEK TECHNOLOGY CO., LTD

TITLE		NB 5.0mm series W/O		DWG NO.		8NB0001	
PART NO.		NBxx70x0xxxxG		DWG NO.		8NB0001	
APPROVED	CHECKED	DESIGNED	DRAWN	CUST NO.		Tolerance	
		Runner	Runner			X. ±0.50	
		2010.04.22	2010.04.22			X.X ±0.30	
				SHEET: 01/01		X.XX ±0.10	
				REV.: B		X° ±1°	