

## Contact carriers - VC-AMC 4 - 1583877

Please be informed that the data shown in this PDF Document is generated from our Online Catalog. Please find the complete data in the user's documentation. Our General Terms of Use for Downloads are valid (<http://download.phoenixcontact.com>)

Contact carrier for male crimp contacts, 3+PE-pos., 690 V/70 A, for snapping into mounting panel



### Product Features

- ✓ Simply snap into the VC-AR... panel cutout and you're done!
- ✓ No need for panel mounting flange
- ✓ No need for panel mounting frame
- ✓ Crimp contacts are released using a flat-bladed screwdriver



### Key commercial data

Packing unit	1 PCE
Minimum order quantity	5 PCE
Weight per Piece (excluding packing)	22.0 GRM
Custom tariff number	85472000
Country of origin	Germany

### Technical data

#### General

Note	Connectors may only be connected/disconnected when under no load.
Connection method	Crimp connection
	Crimp connection
Pollution degree	3
Surge voltage category	III
Number of positions	3+PE
Insertion/withdrawal cycles	≥ 50
Design	VC2
Conductor cross section AWG/kcmil min.	12
Conductor cross section AWG/kcmil max	6

# Contact carriers - VC-AMC 4 - 1583877

## Technical data

### General

Connection in acc. with standard	IEC / EN
Conductor cross section	4 mm <sup>2</sup> ... 16 mm <sup>2</sup>

### Ambient conditions

Ambient temperature (operation)	-40 °C ... 100 °C
---------------------------------	-------------------

### Material data

Inflammability class according to UL 94	V0
Contact material	CuZn
Contact surface material	hard-silver plated
Contact carrier material	PA

### Electrical characteristics

Rated voltage (III/3)	690 V
Rated surge voltage	6 kV
Rated current	70 A
	60 A

## Classifications

### eCl@ss

eCl@ss 4.0	27140816
eCl@ss 4.1	27140816
eCl@ss 5.0	27143424
eCl@ss 5.1	27143424
eCl@ss 6.0	27143424
eCl@ss 7.0	27440209
eCl@ss 8.0	27440209

### ETIM

ETIM 4.0	EC000437
ETIM 5.0	EC000437

### UNSPSC

UNSPSC 6.01	30211923
UNSPSC 7.0901	39121522
UNSPSC 11	39121522
UNSPSC 12.01	39121522
UNSPSC 13.2	39121522

## Contact carriers - VC-AMC 4 - 1583877

### Approvals

#### Approvals

---

#### Approvals

UL Recognized / cUL Recognized / GOST / cULus Recognized

---


#### Ex Approvals


---


#### Approvals submitted

---

#### Approval details

UL Recognized 	
mm <sup>2</sup> /AWG/kcmil	8
Nominal current I <sub>N</sub>	50 A
Nominal voltage U <sub>N</sub>	600 V

cUL Recognized 	
mm <sup>2</sup> /AWG/kcmil	8
Nominal current I <sub>N</sub>	50 A
Nominal voltage U <sub>N</sub>	600 V

GOST 	
--	--

cULus Recognized 	
--	--

## Contact carriers - VC-AMC 4 - 1583877

### Accessories

Accessories

Coding element

Coding profile - CP-HCC 4 - 1600027



Coding profile, Number of positions: 1, Color: red

---

### Crimp contact

Crimp contact - IPCC 16-16-MT - 1733367



Single crimp pin contact for stranded conductors with 16 mm<sup>2</sup> cross section. Can only be crimped by machine, not with manual crimping pliers.

---

Crimp contact - IPCC 16-10-MT - 1733372



Single crimp pin contact for flexible cable with 6 and 10 mm<sup>2</sup> cross section.

---

Crimp contact - IPCC 16- 4-MT - 1733385



Single crimp pin contact for flexible cable with 4 mm<sup>2</sup> cross section.

---

### Crimping tool

# Contact carriers - VC-AMC 4 - 1583877

## Accessories

Crimping pliers - CRIMPFOX PCC 16 CS 4QMM - 1743427



Crimping pliers for PCC 16 contacts

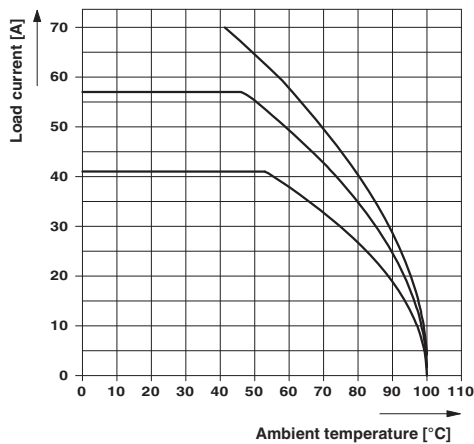
Crimping pliers - CRIMPFOX PCC 16 CS 10QMM - 1743430



Crimping pliers for PCC 16 contacts

## Drawings

Diagram



Dimensioned drawing

