

Device connector, front mounting - ST-08S1N8A6100S - 1619036

Please be informed that the data shown in this PDF Document is generated from our Online Catalog. Please find the complete data in the user's documentation. Our General Terms of Use for Downloads are valid (<http://phoenixcontact.com/download>)



Device connector, front mounting, straight, SPEEDCON locking, M17, Number of positions: 8, Type of contact: Socket, Crimp connection, Axial O-ring, Central fixing, shielded: yes

The figure shows the 17-pos. product version

Product Features

- Application-specific wall mounting optionally with thread or anti-rotation protection and lock nut
- Consistent EMC protection for reliable connection solutions in the industrial environment
- Crimping connection: vibration- and temperature-resistant assembly



Key Commercial Data

| | |
|--------------------------------------|----------|
| Packing unit | 1 pc |
| Weight per Piece (excluding packing) | 20.0 g |
| Custom tariff number | 85366990 |
| Country of origin | Germany |

Technical data

General

| | |
|--|------------------|
| Type of locking | SPEEDCON locking |
| Direction of rotation of contact chamber numbering | Standard |
| Coding | N |
| Contact connection method | Crimp connection |
| Type of contacts | Socket |
| Number of positions | 8 |
| Contact diameter of power contacts | 1 mm |
| Nominal current per power contact at 25°C | 3.6 A |
| Pg housing screw connection | none |
| Mounting type | Central fixing |

Device connector, front mounting - ST-08S1N8A6100S - 1619036

Technical data

Ambient conditions

| | |
|----------------------|-------------------|
| Ambient temperature | -40 °C ... 125 °C |
| Degree of protection | IP67 |

Specifications according to DIN EN 61984:2001

| | |
|---|--------|
| Installation height max. | 3000 m |
| Nominal / operating voltage of power contacts | 60 V |
| Rated surge voltage of power contacts | 1.5 kV |
| Overvoltage category of power contacts | III |
| Degree of pollution of power contacts | 3 |

Classifications

eCl@ss

| | |
|------------|----------|
| eCl@ss 4.0 | 272607xx |
| eCl@ss 4.1 | 27260701 |
| eCl@ss 5.0 | 27143424 |
| eCl@ss 5.1 | 27143424 |
| eCl@ss 6.0 | 27143424 |
| eCl@ss 7.0 | 27440209 |
| eCl@ss 8.0 | 27440103 |
| eCl@ss 9.0 | 27440102 |

ETIM

| | |
|----------|----------|
| ETIM 3.0 | EC001121 |
| ETIM 4.0 | EC002635 |
| ETIM 5.0 | EC002061 |

UNSPSC

| | |
|---------------|----------|
| UNSPSC 6.01 | 43172015 |
| UNSPSC 7.0901 | 43201404 |
| UNSPSC 11 | 43172015 |
| UNSPSC 12.01 | 43201404 |
| UNSPSC 13.2 | 43201404 |

Approvals

Approvals

Device connector, front mounting - ST-08S1N8A6100S - 1619036

Approvals


Approvals


cUL Recognized / UL Recognized / EAC / cULus Recognized

Ex Approvals


Approvals submitted

Approval details

| | |
|--|------|
| cUL Recognized  | |
| | |
| Nominal current I _N | 5 A |
| Nominal voltage U _N | 60 V |

| | |
|---|------|
| UL Recognized  | |
| | |
| Nominal current I _N | 5 A |
| Nominal voltage U _N | 60 V |

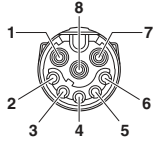
| |
|-----|
| EAC |
|-----|

| |
|--|
| cULus Recognized  |
|--|

Drawings

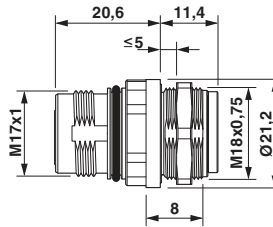
Device connector, front mounting - ST-08S1N8A6100S - 1619036

Schematic diagram

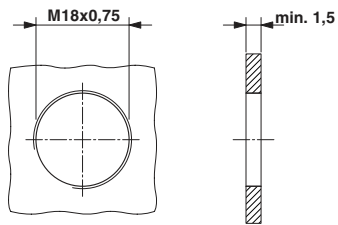


Connector pin assignment

Dimensional drawing

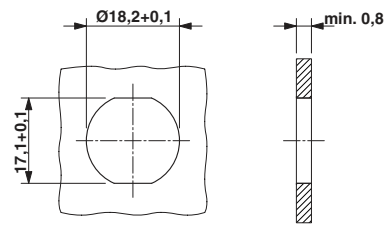


Dimensional drawing



Installation dimensions: mounting with thread

Dimensional drawing



Installation dimensions: mounting with anti-rotation protection and locking nut