

“Stay Connected” with



HEYware Products

a PennEngineering® Company

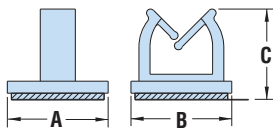


## HEYClip™ Cable Holders - Adhesive Back Mount

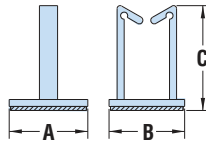
WIRE CAPACITY		PART NO.			DESCRIPTION	OVERALL HEIGHT C		FOOTPRINT A x B		STYLE
in.	mm.	Rubber	Acrylic	VHB		in.	mm.	in.	mm.	
<b>CH RA Series</b>										
.17 x .12	4,4 x 3,0	4271	-	-	CH RA-72	.31	7,9	.37 x .37	9,4 x 9,4	4
.18 x .11	4,6 x 2,8	4212	4212A	4212V	CH RA-65	.26	6,5	.37 x .37	9,4 x 9,4	1
		4213	4213A	4213V	CH RA-83	.33	8,3			
.25 x .13	6,4 x 3,2	4214	4214A	4214V	CH RA-102	.40	10,2	.50 x .50	12,7 x 12,7	
.31 x .16	7,9 x 4,1	4215	4215A	4215V	CH RA-119	.47	11,9			
.35 x .31	8,9 x 7,9	4216	4216A	4216V	CH RA-141	.56	14,1			
		4217	4217A	4217V	CH RA-157	.62	15,7			
x .19	x 4,7	3603	3603A	3603V	CH RA-122	.47	12,0	.76 x .74	19,3 x 18,8	2
.45 x .38	11,4 x 9,5	3608	3608A	3608V	CH RA-172	.68	17,2			
		3613	3613A	3613V	CH RA-267	1.05	26,7			
.29 x .25	7,4 x 6,4	3614	-	-	CH RA-121	.48	12,1	.50 x 1.00	12,7 x 25,4	3

Standard color natural. Flame retardant UL 94V-0 material available, consult Heyco.

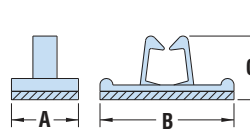
Style 1



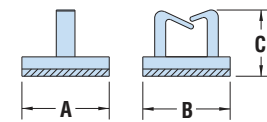
Style 2



Style 3



Style 4



## HEYClip™ Cable Holders - Blind Head Mount

For .250" (6,4 mm) Minimum Thickness Panels

WIRE CAPACITY		PART NO.	DESCRIPTION	OVERALL HEIGHT C		FOOTPRINT A x B		MOUNTING HOLE DIA.			
in.	mm.			in.	mm.	in.	mm.	in.	mm.		
<b>Top Entry - Regular Gate</b>											
.44	x .19	11,1	x 4,8	4202	CH RB-13	.51	13,0	.22 x .61	5,6 x 15,5	.312	7,9
	x .38		4203	CH RB-18	.71	18,0					
	x .74		4204	CH RB-27	1.06	26,9					
	x 1.05		4205	CH RB-35	1.40	35,6					
<b>Top Entry - Latch Gate</b>											
.44	x .14	11,1	x 3,6	4206	CH LB-13	.51	13,0	.22 x .61	5,6 x 15,5	.312	7,9
	x .33		4207	CH LB-18	.71	18,0					
	x .69		4208	CH LB-27	1.06	27,0					
	x 1.00		4209	CH LB-35	1.38	35,0					
<b>Side Entry - Regular Gate*</b>											
.11	x .33	2,8	x 8,3	4220	CH RB-13-90	.20	5,1	.37 x .50	9,5 x 12,7	.157	4,0
	x .49		4221	CH RB-17-90	.20	5,1	.37 x .67				

Standard color natural. Flame retardant UL 94V-0 material available, consult Heyco. \*For Panel thickness up to .161" (4,1 mm)

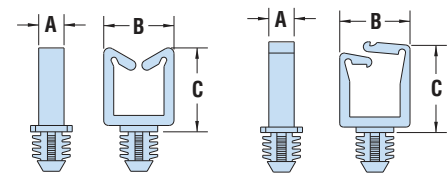
Material	Nylon 6/6	Adhesives*
Flammability Rating	94V-2	Rubber Adhesive 50°F (10°C) to 155°F (68°C)
Temperature Range	Nylon: 32°F (0°C) to 185°F (85°C)	Acrylic Adhesive 10°F (-12°C) to 180°F (82°C)
		VHB Adhesive -40°F (-40°C) to 194°F (90°C)

\*Low temperature reflects minimum application temperature for adhesives

- Gather and direct single or bundles of cable.
- Apply to a clean, dry surface.
- Part Description Key: CH RA-X, where X = Overall Height (mm).
- Part Description Key: CH RA-X, where X = Overall Height (mm).
- Clips without suffix have a load rating of 1 pound per square inch
- Clips with suffix “A” have a load rating of 6 pounds per square inch
- Clips with suffix “V” have a load rating of 105 pounds per square inch

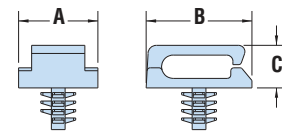


- Gather and route cables.
- Part Description Key: CH RB-X, where X = Overall Height (mm).



Top Entry Regular Gate

Top Entry Latch Gate



Side Entry Regular Gate