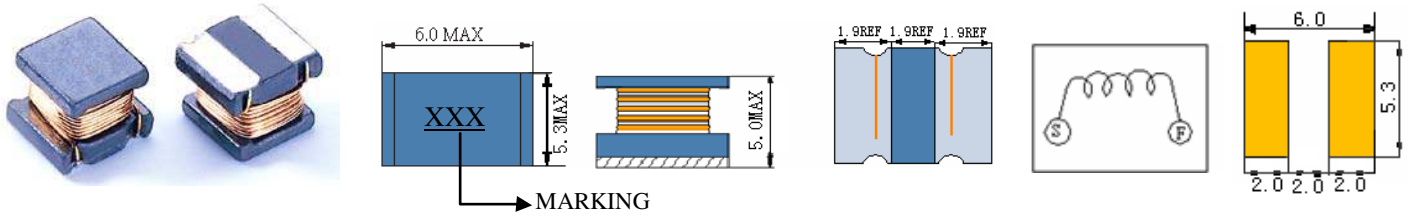


# SC2220

## SMD POWER INDUCTORS



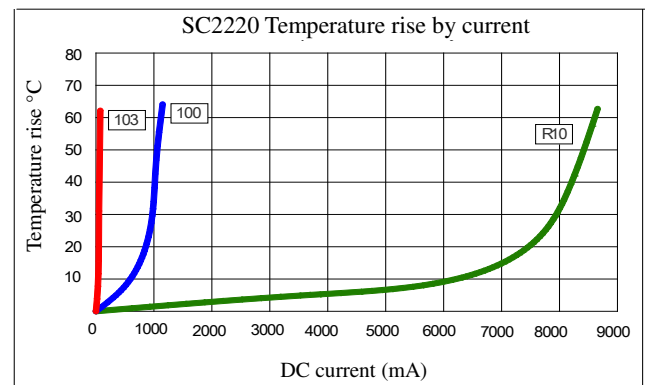
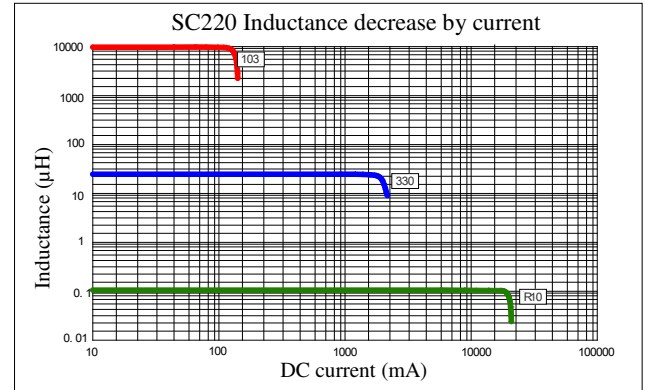
### • Features

1. Open frame construction
2. Low DCR
3. Excellent Power Density
4. Engineered to Provide High Efficiency

## ELECTRICAL CHARACTERISTICS



Part Number	Inductance (uH) (1)	Test Frequency	DC Resistance (Ω MAX) (2)	Saturation Current <sup>(3)</sup> (A)	Temperature Current <sup>(4)</sup> (A)
SC2220-R10	0.1	1MHZ	9.8m	6.00	7.80
SC2220-R24	0.24	1MHZ	14.0m	5.30	6.60
SC2220-R42	0.42	1MHZ	18.2m	4.80	5.40
SC2220-1R0	1.0	1MHZ	26.6m	4.00	4.40
SC2220-1R5	1.5	1MHZ	30.8m	3.70	3.90
SC2220-2R2	2.2	1MHZ	40.6m	3.20	3.50
SC2220-3R3	3.3	1MHZ	50.4m	2.90	3.10
SC2220-4R7	4.7	1MHZ	63.0m	2.70	2.80
SC2220-6R8	6.8	1MHZ	104m	2.00	2.38
SC2220-100	10	1MHZ	130m	1.70	1.85
SC2220-150	15	1MHZ	210m	1.40	1.50
SC2220-220	22	1MHZ	265m	1.20	1.23
SC2220-330	33	1MHZ	448m	0.90	0.96
SC2220-470	47	1MHZ	630m	0.80	0.76
SC2220-680	68	1MHZ	938m	0.64	0.68
SC2220-101	100	100KHZ	1.20	0.56	0.52
SC2220-151	150	100KHZ	2.66	0.42	0.40
SC2220-221	220	100KHZ	3.36	0.32	0.30
SC2220-331	330	100KHZ	6.16	0.27	0.26
SC2220-471	470	100KHZ	7.56	0.24	0.23
SC2220-681	680	100KHZ	11.34	0.19	0.19
SC2220-102	1000	10KHZ	14.42	0.15	0.15
SC2220-222	2200	10KHZ	30.10	0.10	0.10
SC2220-472	4700	10KHZ	61.04	0.07	0.07
SC2220-103	10000	10KHZ	140.00	0.05	0.05



- (1). Inductance tolerance for 0.1uH~0.42uH:  $\pm 30\%$ , for 1uH~510mH:  $\pm 20\%$ . Tested at 0.25V, 0ADC and 25°C
- (2). DCR measured at 25°C.
- (3). The DC current at which the inductance decreases by 10% from its initial value.
- (4). The DC current that results in a 40°C temperature rise from 25°C ambient.

[Click here for QUANTITY PER REEL & PACKING INFORMATION](#)

Custom versions available upon request.

© 2019 Signal Transformer –Specification subject to change without notice. 12.19