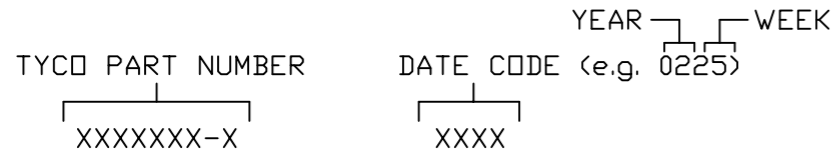


This drawing involves proprietary design rights of Tyco Electronics Corporation, and all design, manufacture, reproduction, use and sale rights regarding the same are expressly reserved. It is submitted for a specific purpose and the recipient by accepting this drawing, assumes custody and control and agrees to take reasonable precautions; (a) that this drawing will not be copied and reproduced, in whole or in part, or its contents revealed in any manner, or to any person except to meet the purpose for which it was delivered and (b) that any special features peculiar to this design will not be incorporated in other projects without the expressed written permission of Tyco Electronics Corporation.

REVISIONS			
EC	REV	DESCRIPTION	DATE
CPR	A	NEW RELEASE	12/22/05

4 ITEMS PROVIDED TO THIS SPECIFICATION TO BE PERMANENTLY IDENTIFIED PER THE FOLLOWING IDENTIFIER:



3 RECOMMENDED MOUNTING HARDWARE: TO BE ORDERED SEPARATELY. SHOWN FOR REFERENCE ONLY. FOR PANEL MOUNTING, USE:

- 902-83-02113: SHOULDER SCREW, #8-32
- 903-19-02113: SHOULDER SCREW, M4 X 0.7

2. MATERIALS:

HOUSINGS: THERMOPLASTIC, GLASS REINFORCED, UL94V-0 FLAMMABILITY RATED, COLOR-BLACK.

RETENTION CLIPS: BERYLLIUM COPPER OR STAINLESS STEEL.

- 1. PART NUMBER CHANGES AND OR DESIGN CHANGES AFFECTING ITEM INTERCHANGEABILITY REQUIRE PRIOR TYCO APPROVAL AND AUTHORIZATION BY REVISION TO THIS DRAWING.

NOTES: UNLESS OTHERWISE SPECIFIED

<p>THIRD ANGLE PROJECTION</p> <p>UNLESS OTHERWISE SPECIFIED DIMENSIONS ARE IN INCHES (METRIC)</p> <p>TOLERANCES</p> <p>ANGLES ± .5°</p> <p>DECIMALS</p> <p>.XXX ± .010 (.25)</p> <p>.XX ± .02 (.3)</p>	<p>INCH OR INCH (MM)</p> <p>MM</p>	<p>DRAWN</p> <p>HA NGUYEN/M. ALIM</p>	<p>DATE</p> <p>12/22/05</p>	<p>tyco Tyco Electronics Corporation </p> <p>Electronics Menlo Park, Ca 94025</p>	
		<p>CHECKED</p>		<p>TITLE</p> <p>CONNECTOR, PIN IN-LINE QUADPOWER PN 6651493-1</p>	
		<p>APPROVED</p>			
		<p>APPROVED</p> <p>D. CHAU</p> <p>12/22/05</p>		<p>SIZE</p> <p>B</p>	<p>DWG NUMBER</p> <p>C= 6651493</p>
		<p>DCA APPROVED</p> <p>M. ALIM</p> <p>12/22/05</p>		<p>ACAD FILE NUMBER C6651493A.DWG</p>	
				<p>DWG SCALE 1=1</p>	<p>SH 1 OF 3</p>

This drawing involves proprietary design rights of Tyco Electronics Corporation, and all design, manufacture, reproduction, use and sale rights regarding the same are expressly reserved. It is submitted for a specific purpose and the recipient by accepting this drawing, assumes custody and control and agrees to take reasonable precautions; (a) that this drawing will not be copied and reproduced, in whole or in part, or its contents revealed in any manner, or to any person except to meet the purpose for which it was delivered and (b) that any special features peculiar to this design will not be incorporated in other projects without the expressed written permission of Tyco Electronics Corporation.

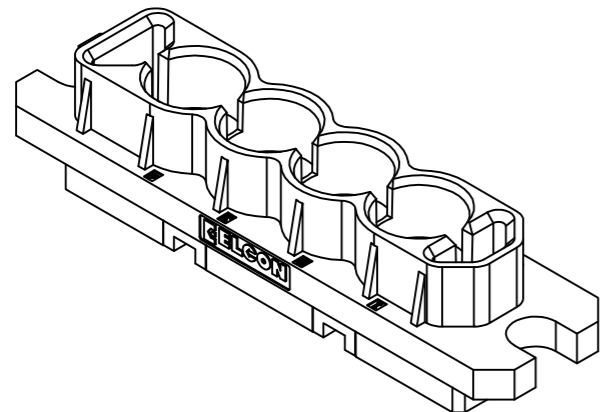
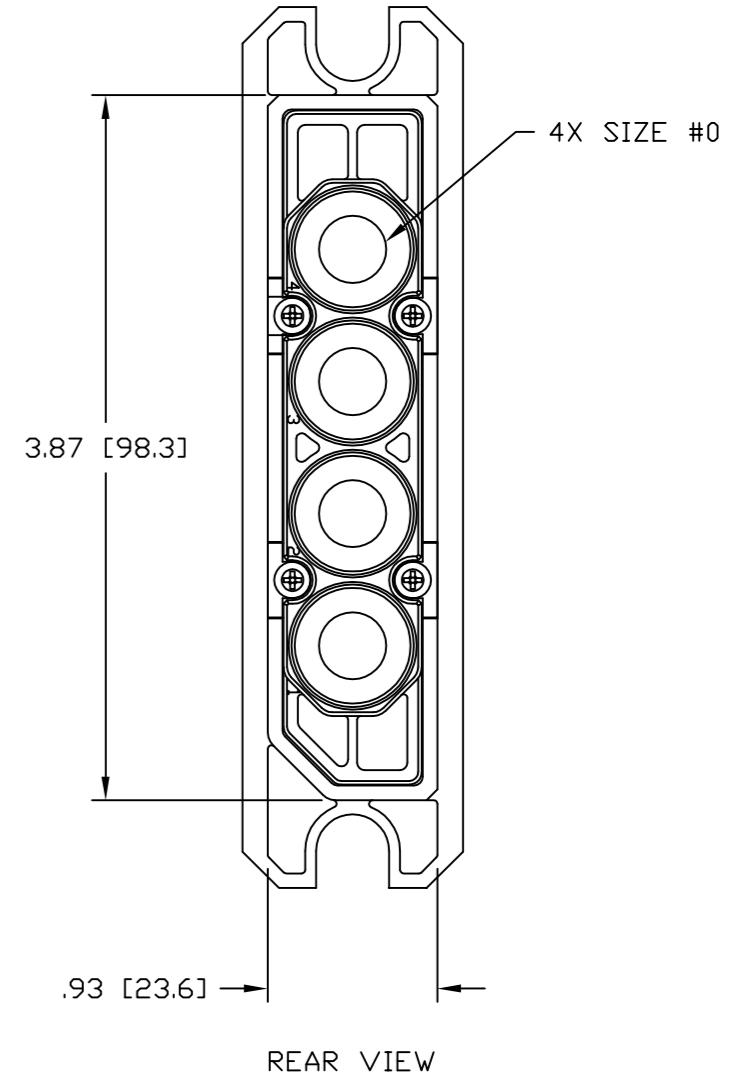
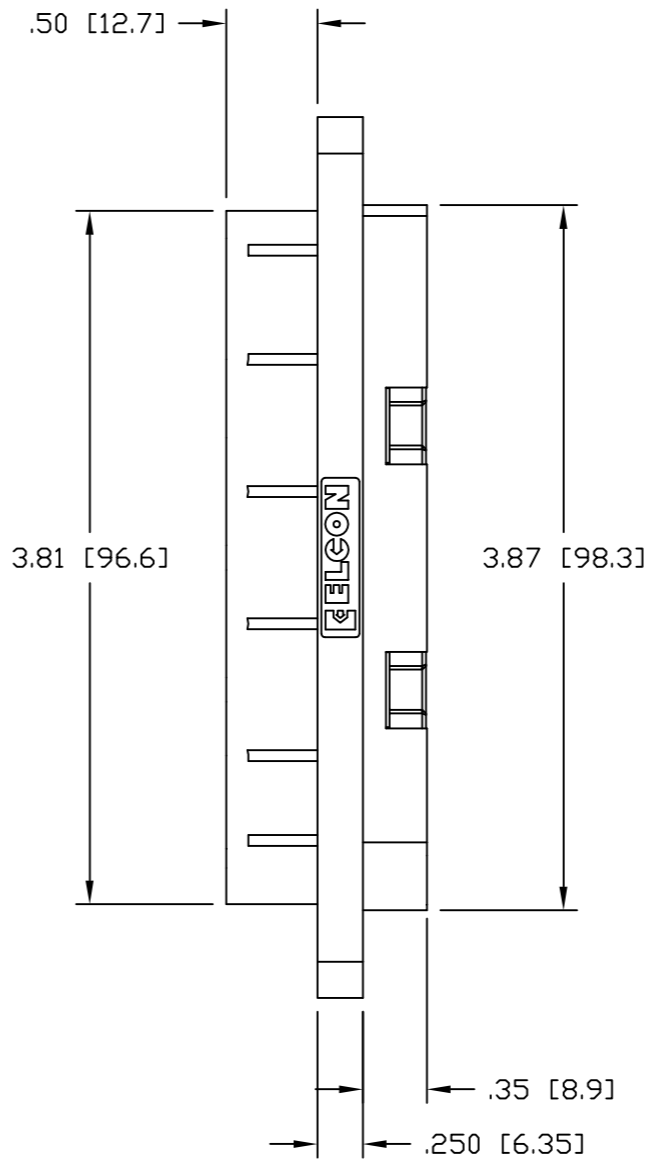
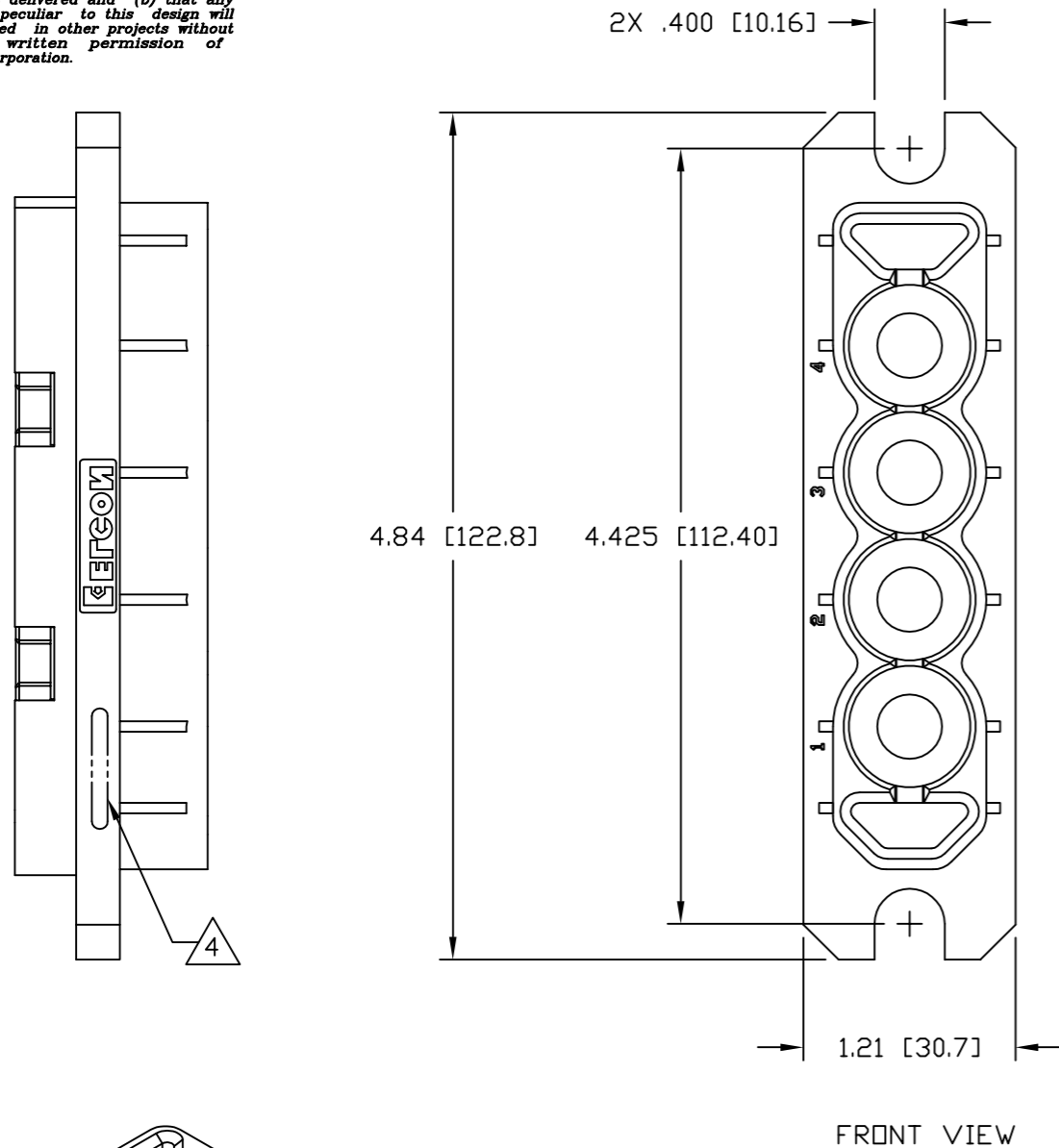
REVISIONS			
EC	REV	DESCRIPTION	DATE
		SEE SHEET 1	

B

A

B

A



INCH OR INCH (MM) THIRD ANGLE PROJECTION UNLESS OTHERWISE SPECIFIED DIMENSIONS ARE IN INCHES (METRIC) TOLERANCES ANGLES ± .5° DECIMALS .XXX ± .010 (.25) .XX ± .02 (.3)	DRAWN HA NGUYEN/M. ALIM CHECKED	DATE 12/22/05	 Tyco Electronics Corporation Menlo Park, Ca 94025 	TITLE CONNECTOR, PIN IN-LINE QUADPOWER PN 6651493-1	
	APPROVED D. CHAU DCA APPROVED M. ALIM	12/22/05 12/22/05		SIZE B	DWG NUMBER C-6651493
	ACAD FILE NUMBER C6651493A.DWG	DWG SCALE 1=1		SH 2 OF 3	

4

3

2

1

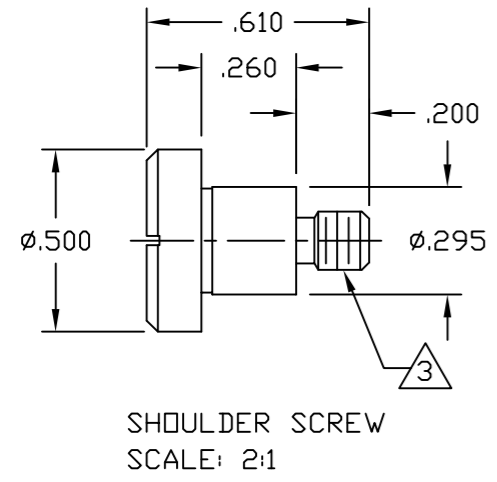
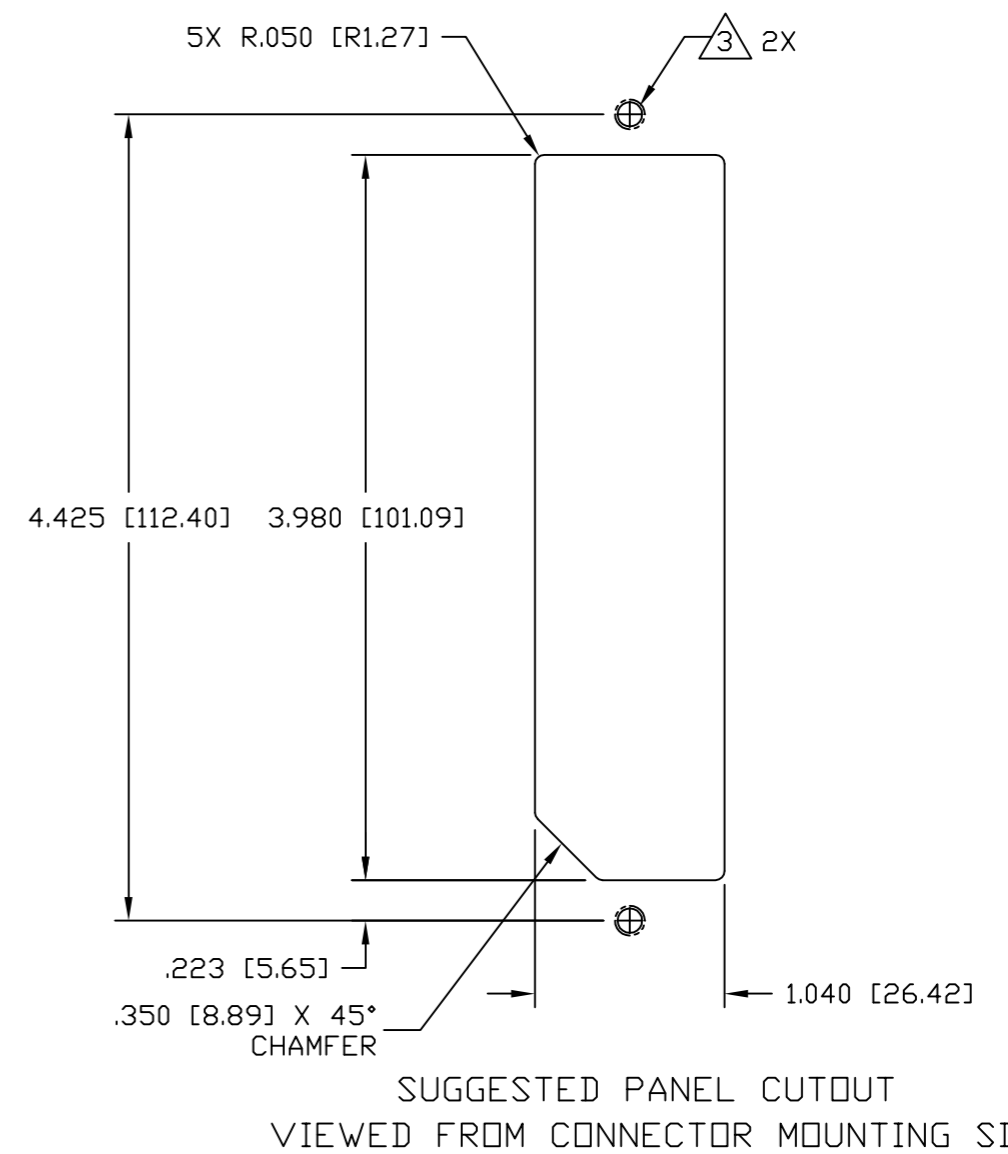
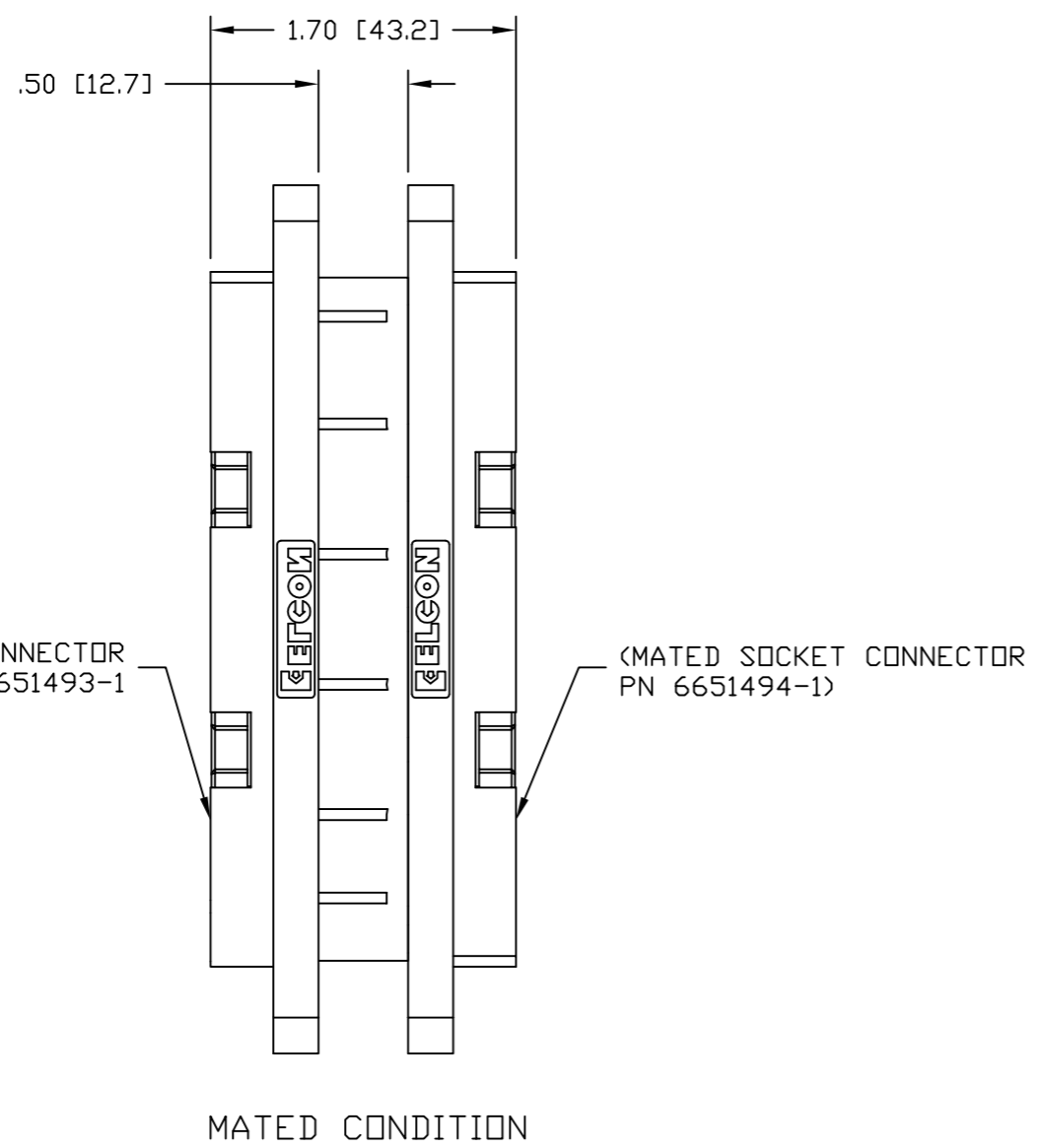
This drawing involves proprietary design rights of Tyco Electronics Corporation, and all design, manufacture, reproduction, use and sale rights regarding the same are expressly reserved. It is submitted for a specific purpose and the recipient by accepting this drawing, assumes custody and control and agrees to take reasonable precautions; (a) that this drawing will not be copied and reproduced, in whole or in part, or its contents revealed in any manner, or to any person except to meet the purpose for which it was delivered and (b) that any special features peculiar to this design will not be incorporated in other projects without the expressed written permission of Tyco Electronics Corporation.

REVISIONS			
EC	REV	DESCRIPTION	DATE
		SEE SHEET 1	

B

4

A



INCH OR INCH (MM) THIRD ANGLE PROJECTION UNLESS OTHERWISE SPECIFIED DIMENSIONS ARE IN INCHES (METRIC) TOLERANCES ANGLES $\pm .5^\circ$ DECIMALS .XXX $\pm .010$ (.25) .XX $\pm .02$ (.3)	DRAWN HA NGUYEN/M. ALIM CHECKED	DATE 12/22/05	 Tyco Electronics Corporation Menlo Park, Ca 94025
	APPROVED D. CHAU DCA APPROVED M. ALIM	DATE 12/22/05 12/22/05	TITLE PANEL CUTOUT AND MATED CONDITION IN-LINE QUADPOWER PN 6651493-1
	APPROVED ACAD FILE NUMBER C6651493A.DWG	SIZE B	DWG NUMBER C-6651493
	DWG SCALE 1=1	SH 3 OF 3	REV. A

4

3

2

1

B

A