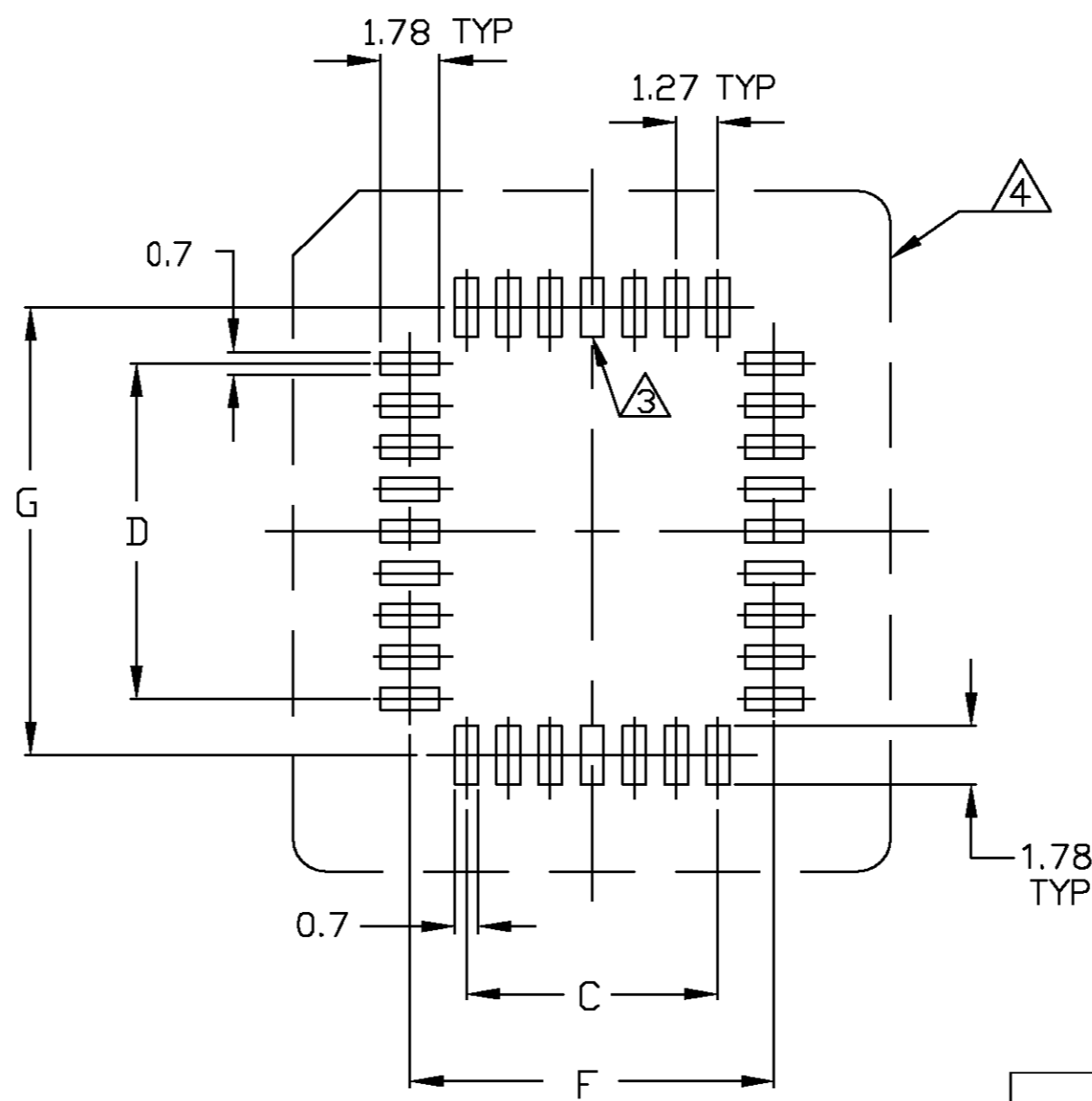
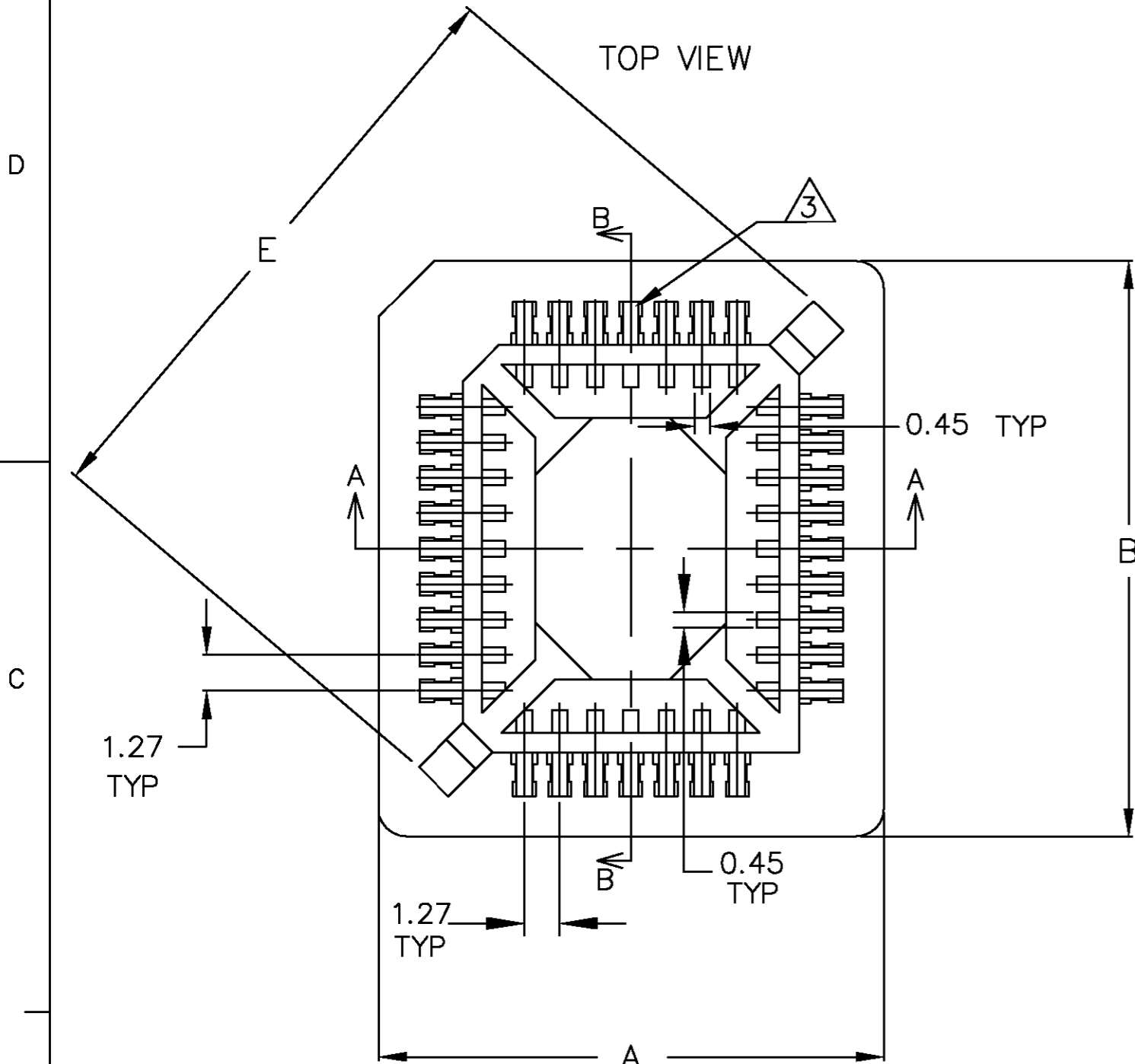


LOC	DIST	REVISIONS			
P	LTR	DESCRIPTION	DATE	DWN	APVD
E		SUPERSEDED -32 PER OS1D-0009-00	16FEB00	AH	KK

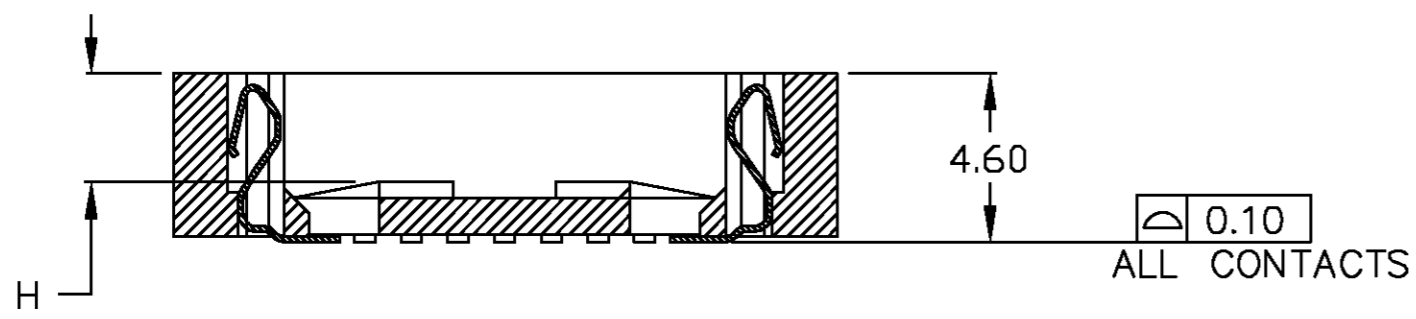


- ① MATERIAL:
HOUSING--THERMOPLASTIC UL94 V-0.
CONTACT--PHOSPHOR BRONZE.
- ② FINISH: CONTACT PLATING: 0.00254 90/10 TIN-LEAD OVER 0.00127 MIN. NICKEL ; ALL OVER.
- ③ PIN #1
- ④ VIA HOLES NOT RECOMMENDED WITHIN SOCKET SHADOW AREA.
- 5. CURRENT RATES: 1 AMP
- 6. VOLTAGE RATING: 250 V
- 7. CONTACT RESISTANCE: 20 MILLIOHMS MAX.
- 8. INSULATION RESISTANCE: 5000 MEGAOHMS MIN. INITIAL.
- 9. DIELECTRIC WITHSTANDING VOLTAGE: 600 VAC RMS MIN.
- 10. OPERATING TEMPERATURE: -55°C TO 105°C
- 11. DURABILITY: 25 CYCLES.
- 12. PLASTIC LEADED CHIP CARRIER MUST CONFORM TO JEDEC SPECS MS-016 & MS-018.

④ RECOMMENDED PCB FOOTPRINT

SUPERSEDED BY 4-822472-2

1000	56mm WIDE TAPE	84	3-822472-7
1800	44mm WIDE TAPE	68	3-822472-6
2100	44mm WIDE TAPE	52	3-822472-5
2100	44mm WIDE TAPE	44	3-822472-4
4000	32mm WIDE TAPE	32	3-822472-3
4000	32mm WIDE TAPE	28	4-822472-2
5000	24mm WIDE TAPE	28	3-822472-2
5000	24mm WIDE TAPE	20	3-822472-1
2346	TUBE	84	822472-7
3420	TUBE	68	822472-6
3220	TUBE	52	822472-5
6240	TUBE	44	822472-4
8700	TUBE	32	822472-3
9900	TUBE	28	822472-2
11700	TUBE	20	822472-1
QUANTITY PER CARTON	PACKAGING	NO. OF POSITIONS	AMP PART NUMBER



84	35.90	35.90	25.40	25.40	45.20	28.80	28.80	2.90
68	30.82	30.82	20.32	20.32	37.98	23.72	23.72	2.90
52	25.74	25.74	15.24	15.24	30.78	18.64	18.64	2.75
44	23.20	23.20	12.70	12.70	27.20	16.10	16.10	2.90
32	18.12	20.66	7.62	10.16	21.89	11.02	13.56	2.60
28	18.12	18.12	7.62	7.62	20.00	11.02	11.02	2.75
20	15.58	15.58	5.08	5.08	16.38	8.48	8.48	2.75
NO. OF POSITIONS	A	B	C	D	E	F	G	H

THIS DRAWING IS A CONTROLLED DOCUMENT.

DWN	J. BURWELL	05MAY99
CHK	B. KUHNLY	25MAR99
APVD		
NAME	AMP Incorporated Harrisburg, PA 17105-3608	
PRODUCT SPEC	SEE DRAWING NOTES	
APPLICATION SPEC	NONE	
WEIGHT	-	
SIZE	A2	CAGE CODE 00779
DRAWING NO	C=822472	
RESTRICTED TO	-	
CUSTOMER DRAWING	SCALE 5:1	SHEET 1 OF 1 REV E