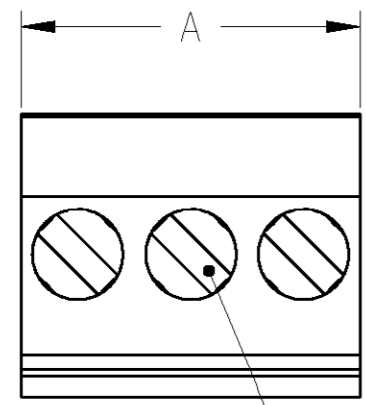


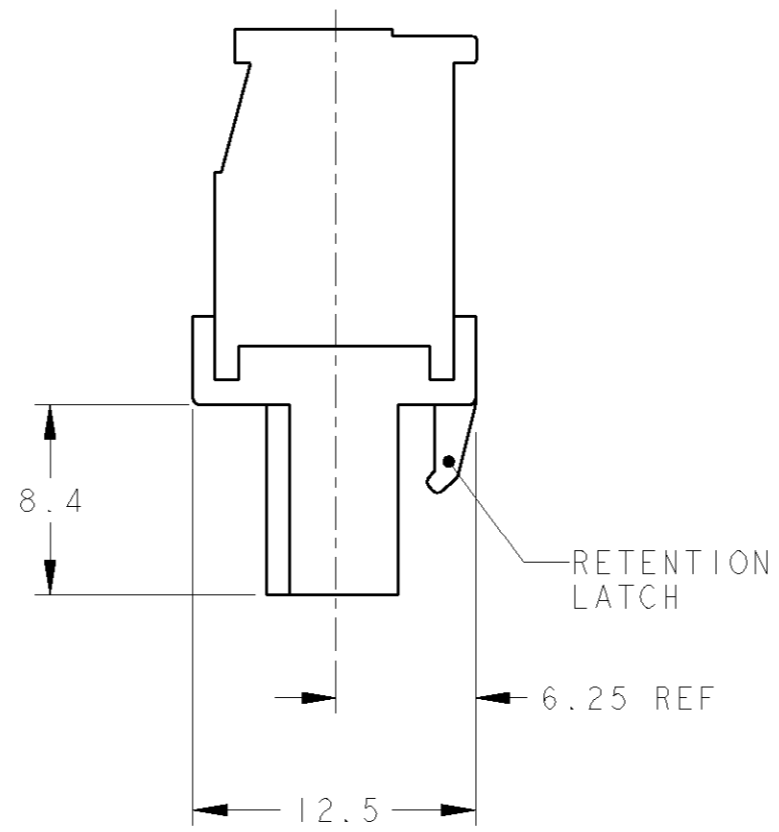
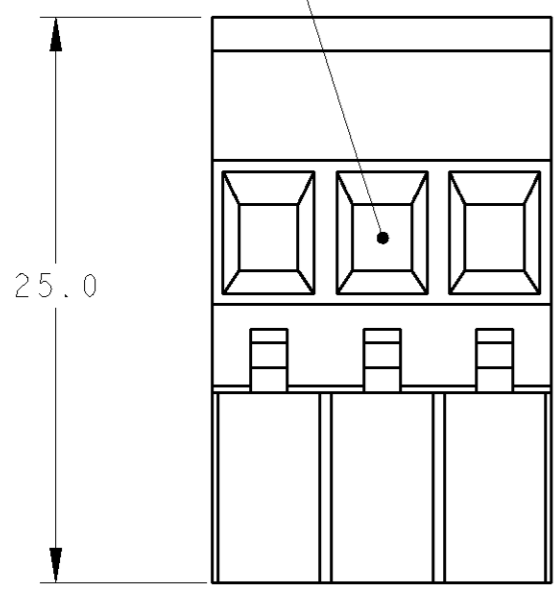
THIS DRAWING IS UNPUBLISHED. RELEASED FOR PUBLICATION 20
 © COPYRIGHT 20 BY TYCO ELECTRONICS CORPORATION. ALL RIGHTS RESERVED.

LOC	DIST	REVISIONS			
P	LTR	DESCRIPTION	DATE	DWN	APVD
	A	RELEASED	12AUG2003	SW	CR

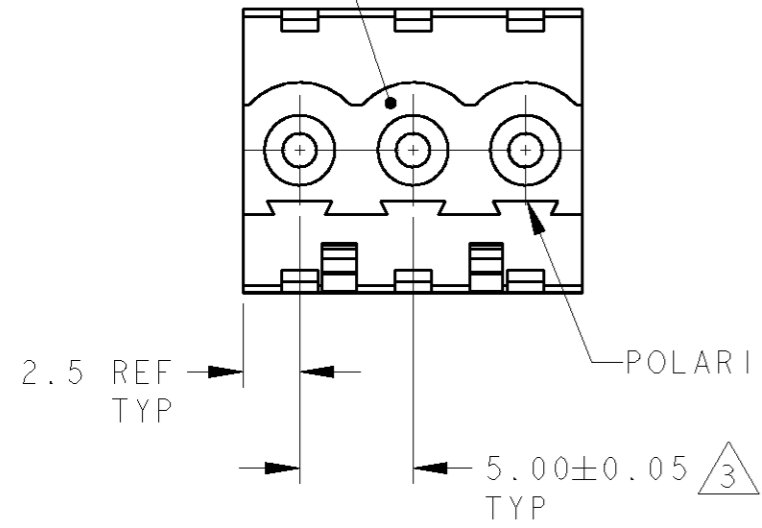


- 1 MATERIALS AND FINISH
 HOUSING: PA 6-6, UL 94-V0, COLOR: GRAY.
 CLAMP: BRASS, NICKEL PLATED.
 CONTACT SPRING : PHOSPHOR BRONZE, TIN PLATED.
 CLAMPING SCREW: M3, BRASS, NICKEL PLATED.
- 2. WIRE SIZE RANGE: 12 - 30 AWG
- 3 NOT CUMULATIVE TOLERANCE.

WIRE ENTRY CLAMPING SCREW



MATING FACE POLARIZATION KEY SLOT



125.0	25	2-1546223-5
120.0	24	2-1546223-4
115.0	23	2-1546223-3
110.0	22	2-1546223-2
105.0	21	2-1546223-1
100.0	20	2-1546223-0
95.0	19	1-1546223-9
90.0	18	1-1546223-8
85.0	17	1-1546223-7
80.0	16	1-1546223-6
75.0	15	1-1546223-5
70.0	14	1-1546223-4
65.0	13	1-1546223-3
60.0	12	1-1546223-2
55.0	11	1-1546223-1
50.0	10	1-1546223-0
45.0	9	1546223-9
40.0	8	1546223-8
35.0	7	1546223-7
30.0	6	1546223-6
25.0	5	1546223-5
20.0	4	1546223-4
15.0	3	1546223-3
10.0	2	1546223-2
A	NO OF POSN	PART NUMBER

THIS DRAWING IS A CONTROLLED DOCUMENT FOR TYCO ELECTRONICS CORPORATION
 IT IS SUBJECT TO CHANGE AND THE CONTROLLING ENGINEERING ORGANIZATION
 SHOULD BE CONTACTED FOR THE LATEST REVISION.

DIMENSIONS: mm	TOLERANCES UNLESS OTHERWISE SPECIFIED: 0 PLC ±.3 1 PLC ±.3 2 PLC ±.25 3 PLC ±. 4 PLC ±. ANGLES ±2	DWN S. WELDON 12AUG2003 CHK C. RICHARD 12AUG2003 APVD C. RICHARD 12AUG2003	BUCHANAN Tyco Electronics Harrisburg, PA 17105-3608
MATERIAL	FINISH	PRODUCT SPEC APPLICATION SPEC WEIGHT	
CUSTOMER DRAWING		NAME TERMINAL BLOCK, PLUG, VERTICAL, STACKING, LEFT HAND 5.00mm PITCH	RESTRICTED TO
		SIZE A3 CAGE CODE 00779 DRAWING NO C-1546223	
		SCALE 3:1 SHEET 1 OF 1 REV A	