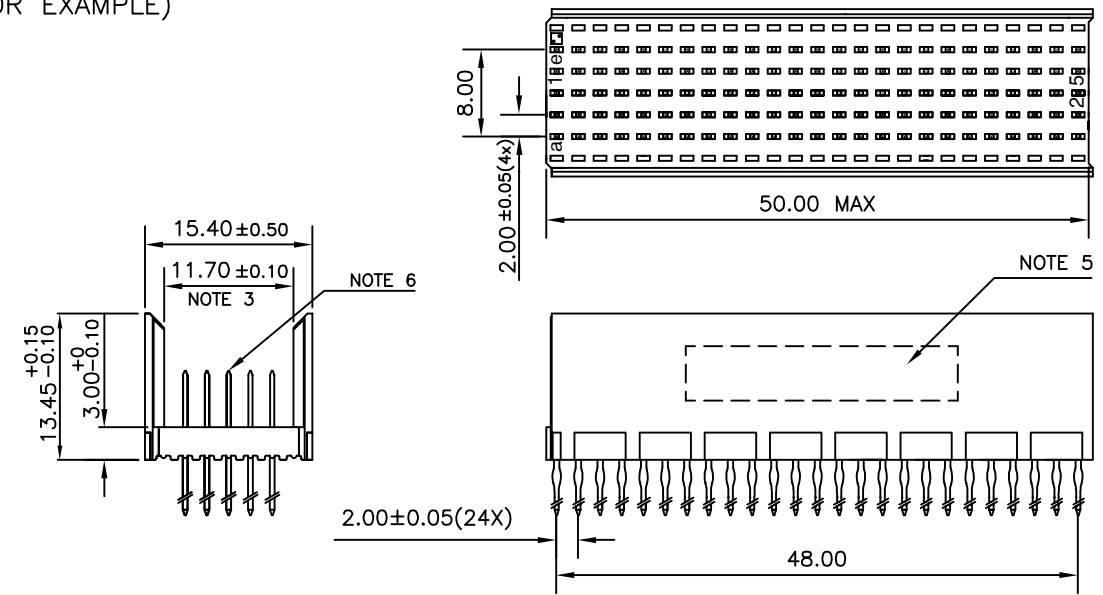


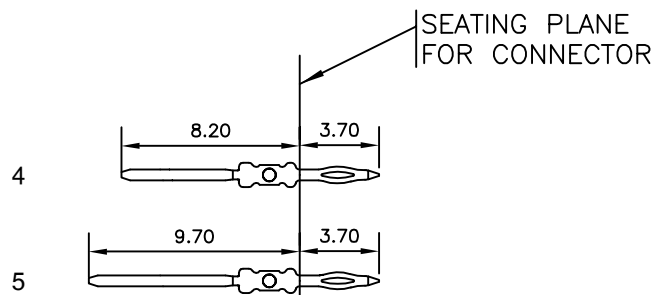
LOADING PATTERN MATING SIDE

f	0	0	0	0	0	0	0	0	0	0	0	0	0	0	0	0	0	0	0	0	0
e	5	5	5	5	5	5	5	5	5	4	4	5	5	5	5	5	5	5	5	5	5
d	5	5	5	5	5	5	5	5	5	5	4	4	5	5	5	5	5	5	5	5	5
c	5	5	5	5	5	5	5	5	5	5	5	5	5	5	5	5	5	5	5	5	5
b	5	5	5	5	5	5	5	5	5	4	4	5	5	5	5	5	5	5	5	5	5
a	5	5	5	5	5	5	5	5	5	4	4	5	5	5	5	5	5	5	5	5	5
z	0	0	0	0	0	0	0	0	0	0	0	0	0	0	0	0	0	0	0	0	0
P	0	0	0	0	0	0	0	0	0	0	0	0	0	0	0	0	0	0	0	0	0
S	1	5	0	1	5	0	1	5	0	1	5	0	1	5	0	1	5	0	1	5	0

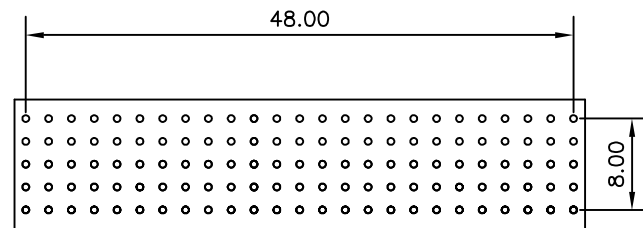
LOADED CONNECTOR ASSEMBLY (FOR EXAMPLE)



CONTACT OVERVIEW



LAY-OUT P.C.B.-HOLE



HM2P08PDF3E0-
 LEAD FREE INDICATOR : LF = LEAD FREE (DIGIT 15 & 16)
 PLATING CODE (DIGIT 13 AND 14) (REF DRW NO. BS,C , 201844 , 003)

NOTES

- THIS PRODUCT IS CSA APPROVED.
- THIS PRODUCT IS UL RECOGNIZED.
- MEASURED AT THE BOTTOM.
- MATERIAL CONTACT: PHOSPHORBRONZE
HOUSING: CREAM WHITE GLASS FILLED POLYESTER UL-94V0
- CONNECTOR PRINTED WITH P/N AND DATE CODE.
- FOR ACTUAL CONTACT LOADINGS, SEE LOADING PATTERN MATING SIDE.
- SHAPE OF CONNECTOR HOUSING CAN ALTER DEPENDING ON PRODUCTION LOCATION
- THE PRODUCT (LF) MEETS EUROPEAN UNION DIRECTIVES AND OTHER COUNTRY REGULATIONS AS DESCRIBED IN GS-22-008
- FOR RECOMMENDED PTH DIMENSIONS REFER DRAWING : BS, A , 201572 , 001

CATALOG NO: HM2P08PDF3E0- - - -

mat'l. code		surface		tolerance		projection		product family	
SEE NOTE 4		ISO 1302		ISO 406 ISO 1101		MM		MILLIPACS	
ltr	ecn no	dr	date	tolerances unless otherwise specified		MM		title	
A	104-0093	MINI	2004/ 10/ 15	angles	linear	MM		MPACS 5+2R STR HDR PF CONN TYPE B	
B	105-0190	MINI	2005/ 10/ 13	0°±1°		scale -			
C	106-0090	MINI	2006/ 06/ 28						
		dr	MINI K VANDANATH	2004/ 10/ 15			dwg no		sheet 1 of 1
		engr	BJU K PAUL	2004/ 10/ 15			BS, C , 203028,170		size A3
		chr	BJU K PAUL	2006/ 06/ 28			type		Product Customer Drawing
		appd	BJU K PAUL	2006/ 06/ 28					
sheet index	revision sheet	c							
	1								

FCI
 FCconnect.com
 Copyright FCI