

PAGE 1/2

ISSUE 22-03-22

SERIE : SPnT

PART NUMBER : R573413410

RF CHARACTERISTICS

Number of ways : 4
 Frequency range : 0 - 18 GHz
 Impedance : 50 Ohms

Frequency (GHz)	DC - 3	3 - 8	8 - 12.4	12.4 - 18
VSWR max	1.20	1.30	1.40	1.50
Insertion loss max	0.20 dB	0.30 dB	0.40 dB	0.50 dB
Isolation min	80 dB	70 dB	60 dB	60 dB
Average power (*)	240 W	150 W	120 W	100 W

ELECTRICAL CHARACTERISTICS

Actuator : **NORMALLY OPEN**
 Nominal current ** : **102 mA**
 Actuator voltage (Vcc) : **28V (24 to 30V) / POSITIVE COMMON**
 Terminals : **solder pins (250°C max. / 30 sec.)**
 Indicator rating : **1 W / 30 V / 100 mA**

MECHANICAL CHARACTERISTICS

Connectors : **SMA female per MIL-C 39012**
 Life : **5 million cycles per position**
 Switching Time*** : **< 15 ms**
 Construction : **Splashproof**
 Weight : **< 180 g**

ENVIRONMENTAL CHARACTERISTICS

Operating temperature range : **-40°C to +85°C**
 Storage temperature range : **-55°C to +85°C**

(* Average power at 25°C per RF Path)

(** At 25° C ±10%)

(*** Nominal voltage ; 25° C)



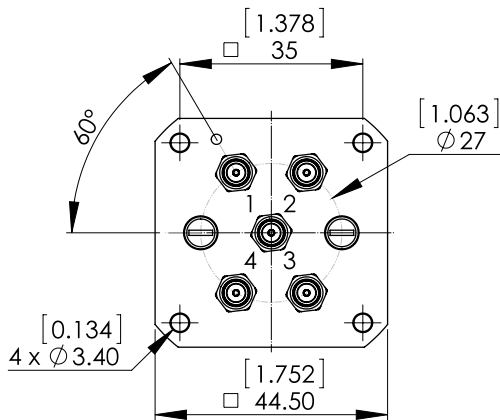
PAGE 2/2

ISSUE 22-03-22

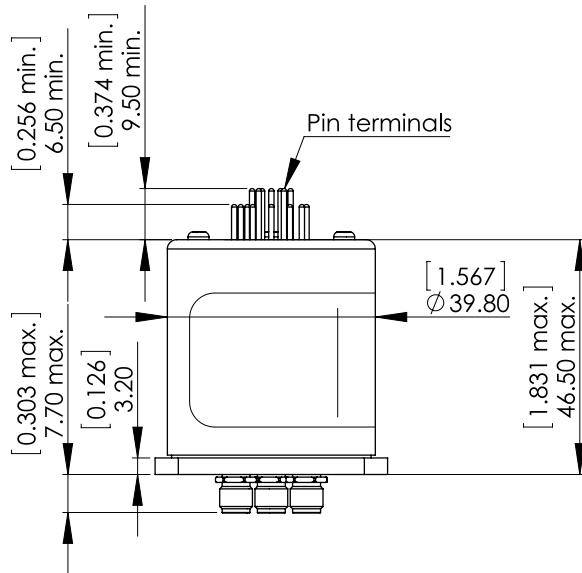
SERIE : SPnT

PART NUMBER : R573413410

DRAWING

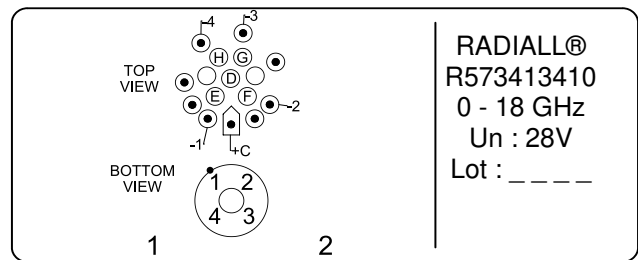


Voltage	RF Continuity	Ind.
+C -1	IN ↔ 1	D,E
+C -2	IN ↔ 2	D,F
+C -3	IN ↔ 3	D,G
+C -4	IN ↔ 4	D,H



General tolerances : ±0,5 mm [0,02 in]

LABEL



SCHEMATIC DIAGRAM

