

REL-IR/LDP-110DC/4X21AU


Order No.: 2834119

The figure shows the version: REL-IR/LDP- 24DC/4X21 AUA version with a green relay cap and manual operation with snap-in function available only from the second quarter of 2009.



<http://eshop.phoenixcontact.de/phoenix/treeViewClick.do?UID=2834119>

Pluggable industrial relays with power contacts and additional hard gold plating, 4 PDT, test button, status LED, free-wheeling diode, mechanical switch position indicator, polarity **A1+**, **A2-**, coil voltage: 110 V DC

Commercial data	
GTIN (EAN)	4  017918 941925
sales group	G082
Pack	10 pcs.
Customs tariff	85364900
Catalog page information	Page 60 (IF-2009)

Product notes

WEEE/RoHS-compliant since:
05/09/2006



<http://www.download.phoenixcontact.com>
Please note that the data given here has been taken from the online catalog. For comprehensive information and data, please refer to the user documentation. The General Terms and Conditions of Use apply to Internet downloads.

Technical data	
Coil side	
Nominal input voltage U_N	110 V DC
Nominal input current at U_{IN}	10 mA
Typical response time	13 ms

Typical release time	5 ms
Coil resistance	11100 Ω +/-15% (at 20°C)

Contact side

Contact type	Single contact, 4-PDT
Contact material	AgNi, hard gold-plated
Maximum switching voltage	250 V AC/DC
Minimum switching voltage	1 V
Maximum inrush current	12 A (15 ms)
Min. switching current	1 mA
Limiting continuous current	5 A
Interrupting rating (ohmic load) max.	1250 VA (for 250 V AC)

General data

Width	21.5 mm
Height	28 mm
Depth	36 mm
Test voltage relay winding/relay contact	2 kV AC (50 Hz, 1 min.)
Test voltage relay contact/relay contact	2 kV AC (50 Hz, 1 min.)
Ambient temperature (operation)	-55 °C ... 70 °C
Ambient temperature (storage/transport)	-55 °C ... 70 °C
Operating mode	100% operating factor
Mechanical service life	5 x 10 ⁷ cycles
Standards/regulations	DIN EN 61810-1
	VDE 0435-201
	EN 50178
	IEC 62103
Pollution degree	2
Surge voltage category	II
Mounting position	Any
Assembly instructions	On relay base PR2

Connection data

Type of connection	Plug / solder connection
--------------------	--------------------------

Certificates / Approvals

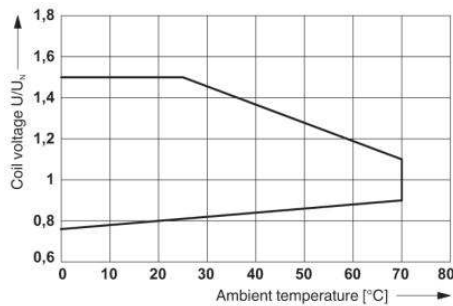


Certification

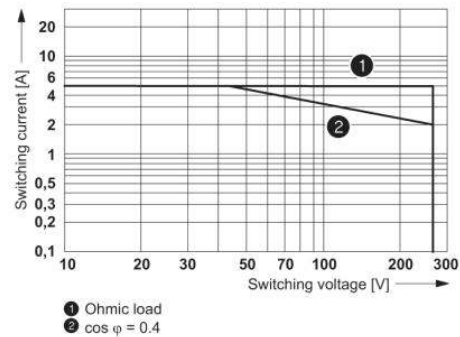
CUL Listed, UL Listed, VDE-PZI

Diagrams/Drawings

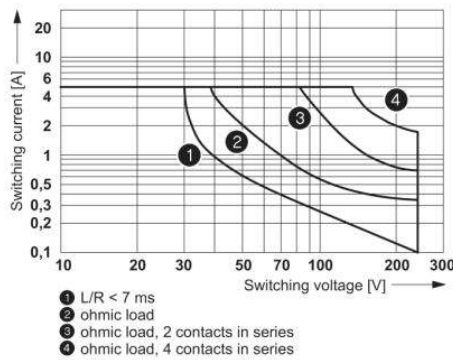
Diagram



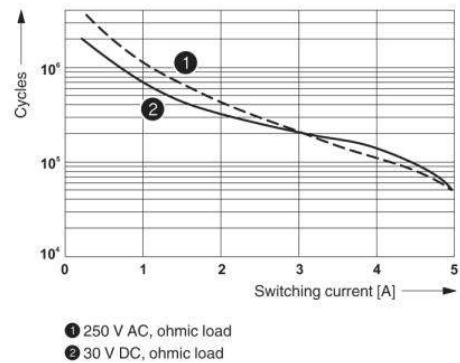
Operating voltage range



Interrupting rating

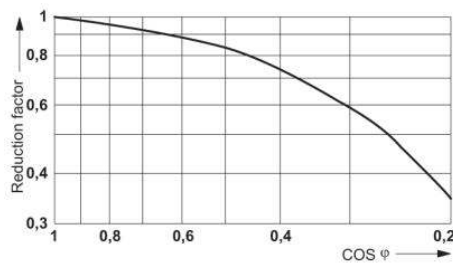


DC interrupting rating

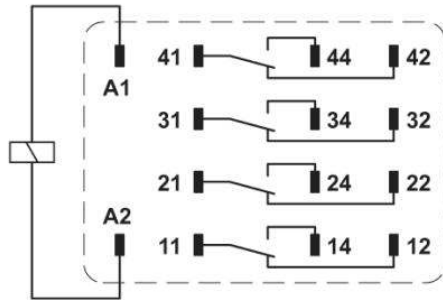


Electrical service life

Service life reduction factor



Circuit diagram



Shown without LED and damping diode.

Address

PHOENIX CONTACT Deutschland GmbH
Flachmarktstr. 8
32825 Blomberg, Germany
Phone +49 5235 3 12000
Fax +49 5235 3 41200
<http://www.phoenixcontact.de>



© 2011 Phoenix Contact
Technical modifications reserved;