

注記
NOTES

1. 端部コネクタについては2ページ目 (: SIDE ENTRY)、
3ページ目 (: TOP ENTRY) を参照してください
REFER TO THE SHEET 2 OF 3 (SIDE ENTRY)
OR SHEET 3 OF 3 (TOP ENTRY) ABOUT PLUG CONNECTOR

2. 配線表
TERMINATION

CN1	CN2
N	1
N-1	2
N-2	3
⋮	⋮
3	N-2
2	N-1
1	N

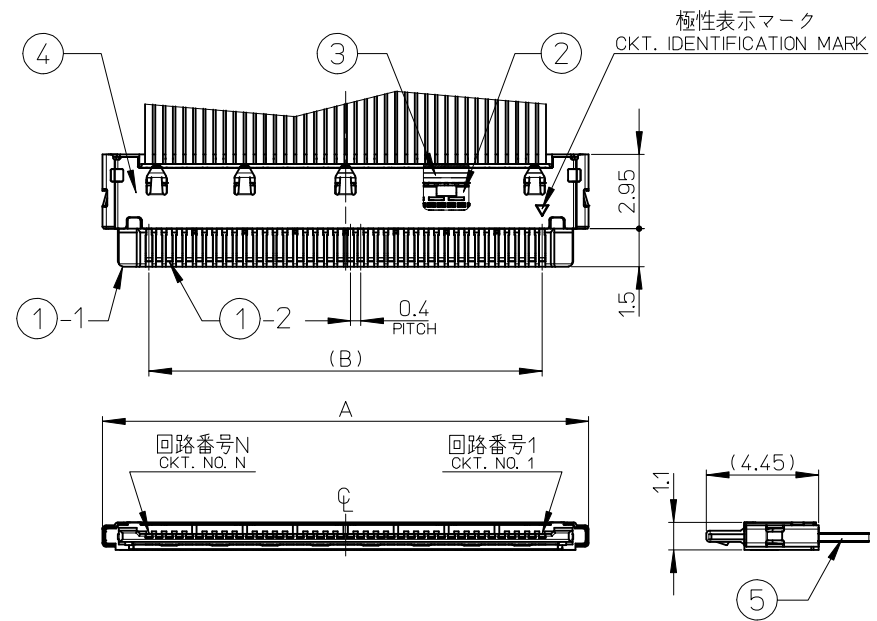
3. ELV及びRoHS 適合品
ELV AND RoHS COMPLIANT

TOP ENTRY	TOP ENTRY	100	501800-5002	50
SIDE ENTRY	TOP ENTRY	100	501800-5001	50
SIDE ENTRY	SIDE ENTRY	100	501800-5000	50
TOP ENTRY	TOP ENTRY	100	501800-4002	40
SIDE ENTRY	TOP ENTRY	100	501800-4001	40
SIDE ENTRY	SIDE ENTRY	100	501800-4000	40
TOP ENTRY	TOP ENTRY	100	501800-3002	30
SIDE ENTRY	TOP ENTRY	100	501800-3001	30
SIDE ENTRY	SIDE ENTRY	100	501800-3000	30
CN1 CONNECTOR	CN2 CONNECTOR	L	製品番号 MATERIAL NO.	極数 CKT.

MODEL NO. 501800-****/P08-6D0004-*

REVISED EC NO: J2010-2252 DRWN:YSAMAMOTO 2010/05/17 CHKD:TKANEKO 2010/05/17 APPR:TKANEKO 2010/05/19	GENERAL TOLERANCES (UNLESS SPECIFIED)		DIMENSION STYLE MM ONLY		SCALE 5:1	DESIGN UNITS METRIC	THIRD ANGLE PROJECTION	
	10 UNDER	±0.2	DRAWN BY TKANEKO	DATE 2005/05/31	TITLE 0.4 WIRE TO BOARD CONN. PLUG HARNESS			
	10 OVER 30 UNDER	±0.25	CHECKED BY TKANEKO	DATE 2005/05/31				
	30 OVER	±0.3	APPROVED BY AHORINO	DATE 2005/05/31	MOLEX INCORPORATED			
ANGULAR ±3 °		MATERIAL NO.	SEE CHART	DOCUMENT NO. SD-501800-001				
A	DRAFT WHERE APPLICABLE MUST REMAIN WITHIN DIMENSIONS		SIZE A3	THIS DRAWING CONTAINS INFORMATION THAT IS PROPRIETARY TO MOLEX INCORPORATED AND SHOULD NOT BE USED WITHOUT WRITTEN PERMISSION				

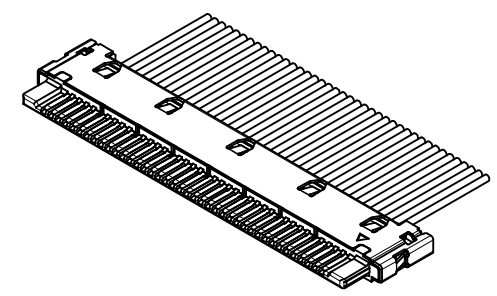
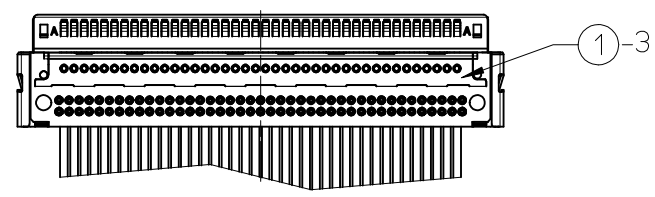
番号 NO.	部品 PART NAME	材料/仕上げ MATERIAL/ FINISH
①	オーバーモールド OVERMOLD	①-1 ガラス入り耐熱樹脂、黒色、UL94V-0 G.F.HEAT RESISTANT PLASTIC, BLACK, UL94V-0
	ターミナル TERMINAL	①-2 銅合金 COPPER ALLOY 接点部 : 金メッキ0.2μm MIN. CONTACT AREA : GOLD 0.2μm MIN. 下地めっき : ニッケルメッキ1.5μm MIN. UNDER PLATING : NICKEL 1.5μm MIN.
	ローシェル LOWER SHELL	①-3 ステンレス鋼 STAINLESS STEEL 半田付け処理 SOLDERABILITY IMPROVEMENT COAT (Au COAT) 下地めっき : ニッケルメッキ1.0μm MIN. UNDER PLATING : NICKEL 1.0μm MIN.
②	ロケータハウジング LOCATOR HOUSING	ガラス入り耐熱樹脂、黒色、UL94V-0 G.F.HEAT RESISTANT PLASTIC, BLACK, UL94V-0
③	クランプシェル CRAMP SHELL	銅合金 COPPER ALLOY 半田付け処理 SOLDERABILITY IMPROVEMENT COAT (Au COAT) 下地めっき : ニッケルメッキ1.0μm MIN. UNDER PLATING : NICKEL 1.0μm MIN.
④	アッパーシェル UPPER SHELL	ステンレス鋼 STAINLESS STEEL 半田付け処理 SOLDERABILITY IMPROVEMENT COAT (Au COAT) 下地めっき : ニッケルメッキ1.0μm MIN. UNDER PLATING : NICKEL 1.0μm MIN.
⑤	同軸電線 COAXIAL WIRE	AWG #42電線 AWG#42 WIRE



注記
NOTES

1. このシートはサイドエントリタイプのコネクタ部分に適用
SHEET 2 OF 3 IS APPLIED TO SIDE ENTRY TYPE CONNECTOR

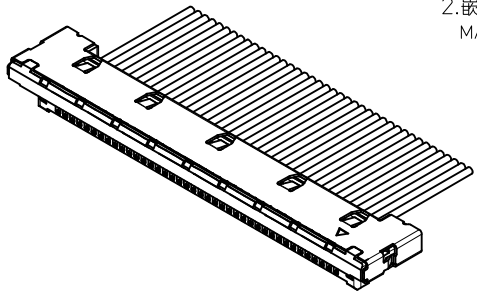
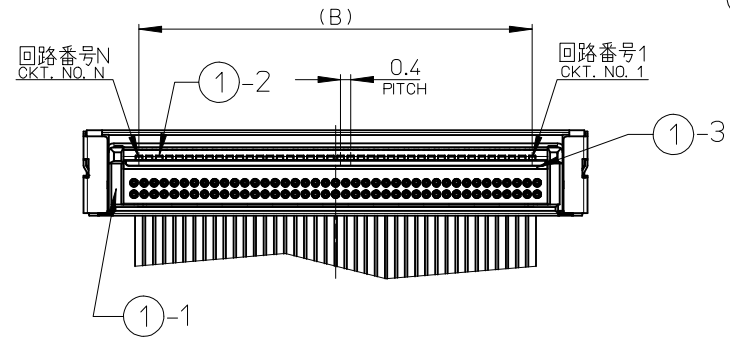
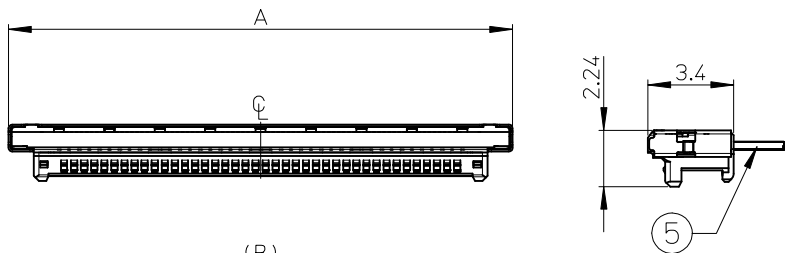
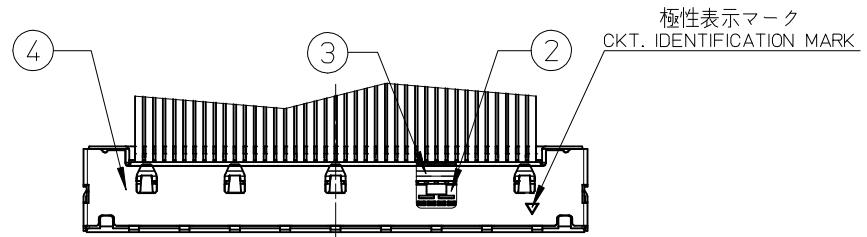
2. 嵌合相手 : 501044-**09 (エンボス梱包品 : 501044-**10)
MATES WITH: 501044-**09 (EMBOSSED PACKAGING: 501044-**10)



19.6	23.3	501800-5001	50
19.6	23.3	501800-5000	50
15.6	19.3	501800-4001	40
15.6	19.3	501800-4000	40
11.6	15.3	501800-3001	30
11.6	15.3	501800-3000	30
B	A	製品番号 MATERIAL NO.	極数 CKT.
MODEL NO.		501800-****	

REVISED EC NO: J2010-2252 DRWN: YSAWAMOTO 2010/05/17 CHKD: TKANEKO 2010/05/17 APPR: TKANEKO 2010/05/19	DESCRIPTION	GENERAL TOLERANCES (UNLESS SPECIFIED)		DIMENSION STYLE MM ONLY		SCALE 5:1	DESIGN UNITS METRIC	THIRD ANGLE PROJECTION
		10 UNDER	±0.2	DRAWN BY TKANEKO	DATE 2005/05/31	TITLE 0.4 WIRE TO BOARD CONN. PLUG HARNESS		
10 OVER 30 UNDER	±0.25	CHECKED BY TKANEKO	DATE 2005/05/31	MATERIAL NO. SEE CHART		DOCUMENT NO. SD-501800-001		SHEET NO. 2 OF 3
30 OVER	±0.3	APPROVED BY AHORINO	DATE 2005/05/31	MATERIAL NO. SEE CHART		DOCUMENT NO. SD-501800-001		SHEET NO. 2 OF 3
ANGULAR ±3 °		DRAFT WHERE APPLICABLE MUST REMAIN WITHIN DIMENSIONS		SIZE A3		THIS DRAWING CONTAINS INFORMATION THAT IS PROPRIETARY TO MOLEX INCORPORATED AND SHOULD NOT BE USED WITHOUT WRITTEN PERMISSION		

番号 NO.	部品 PART NAME	材料/仕上げ MATERIAL/ FINISH
①	モールド MOLD	①-1 ガラス入り耐熱樹脂、黒色、UL94V-0 G.F.HEAT RESISTANT PLASTIC, BLACK, UL94V-0
	ターミナル TERMINAL	①-2 銅合金 COPPER ALLOY 接点部 : 金メッキ0.2μm MIN. CONTACT AREA : GOLD 0.2μm MIN. 下地めっき : ニッケルメッキ1.5μm MIN. UNDER PLATING : NICKEL 1.5μm MIN.
	ローシェル LOWER SHELL	①-3 ステンレス鋼 STAINLESS STEEL 半田付け処理 SOLDERABILITY IMPROVEMENT COAT (Au COAT) 下地めっき : ニッケルメッキ1.0μm MIN. UNDER PLATING : NICKEL 1.0μm MIN.
②	ロケータハウジング LOCATOR HOUSING	ガラス入り耐熱樹脂、黒色、UL94V-0 G.F.HEAT RESISTANT PLASTIC, BLACK, UL94V-0
③	クランプシェル CRAMP SHELL	銅合金 COPPER ALLOY 半田付け処理 SOLDERABILITY IMPROVEMENT COAT (Au COAT) 下地めっき : ニッケルメッキ1.0μm MIN. UNDER PLATING : NICKEL 1.0μm MIN.
④	アッパーシェル UPPER SHELL	ステンレス鋼 STAINLESS STEEL 半田付け処理 SOLDERABILITY IMPROVEMENT COAT (Au COAT) 下地めっき : ニッケルメッキ1.0μm MIN. UNDER PLATING : NICKEL 1.0μm MIN.
⑤	同軸電線 COAXIAL WIRE	AWG #42電線 AWG#42 WIRE



注記
NOTES

1. このシートはトップエントリタイプのコネクタ部分に適用
SHEET 3 OF 3 IS APPLIED TO TOP ENTRY TYPE CONNECTOR

2. 嵌合相手 : 501083-**09 (エンボス梱包品 : 501083-**10)
MATES WITH: 501083-**09 (EMBOSSED PACKAGING: 501083-**10)

19.6	24	501800-5002	50
19.6	24	501800-5001	50
15.6	20	501800-4002	40
15.6	20	501800-4001	40
11.6	16	501800-3002	30
11.6	16	501800-3001	30
B	A	製品番号 MATERIAL NO.	極数 CKT.
MODEL NO.		501800-****	

REVISED EC NO: J2010-2252 DRWN: YSAWAMOTO 2010/05/17 CHKD: TKANEKO 2010/05/17 APPR: TKANEKO 2010/05/19	DESCRIPTION	GENERAL TOLERANCES (UNLESS SPECIFIED)		DIMENSION STYLE MM ONLY		SCALE 5:1	DESIGN UNITS METRIC	THIRD ANGLE PROJECTION	
		10 UNDER	±0.2	DRAWN BY TKANEKO	DATE 2005/05/31	TITLE 0.4 WIRE TO BOARD CONN. PLUG HARNESS			
10 OVER 30 UNDER	±0.25	CHECKED BY TKANEKO	DATE 2005/05/31	MOLEX INCORPORATED					
30 OVER	±0.3	APPROVED BY AHORINO	DATE 2005/05/31	DOCUMENT NO. SD-501800-001					
ANGULAR ±3 °		MATERIAL NO. SEE CHART		SHEET NO. 3 OF 3					
DRAFT WHERE APPLICABLE MUST REMAIN WITHIN DIMENSIONS		SIZE A3		THIS DRAWING CONTAINS INFORMATION THAT IS PROPRIETARY TO MOLEX INCORPORATED AND SHOULD NOT BE USED WITHOUT WRITTEN PERMISSION					