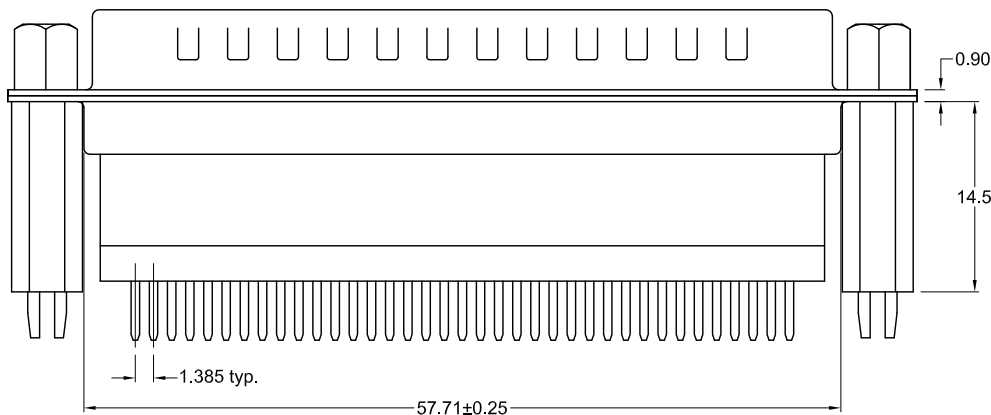
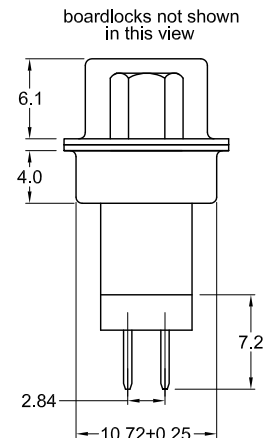
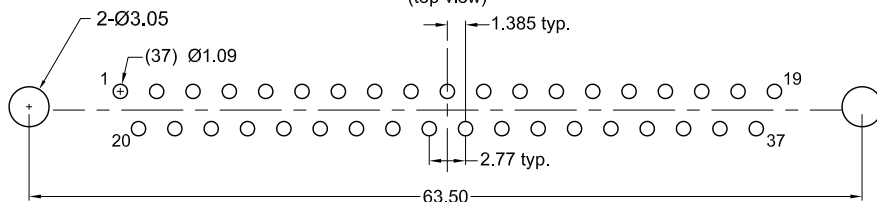


(2) UNC 4-40 jackscrews installed



Recommended PCB Layout  
(top view)



### Material and Finish

- Shell: steel, Nickel Plated
- Insulator: PBT with glass-fiber reinforcement, UL 94V-0 rated, color - black
- Contact Material: brass
- Contact Plating Options:
  - Standard: gold flash on contact area, tin on soldertails with entire contact nickel underplated
  - 15 Option: 0.000015" gold on contact area, tin on soldertails with entire contact nickel underplated
  - 30 Option: 0.000030" gold on contact area, tin on soldertails with entire contact nickel underplated

### Electrical Specifications

- Rated Current: 2A
- Rated Voltage: 30V RMS
- Dielectric Withstanding Voltage: 1000V AC (rms) min.
- Insulation Resistance: more than 1000 Megohm at 500V DC
- Contact Resistance: 13 milliohm max.
- Operating Temperature: -55°C to +105°C

Ordering Information	
Part Number	Contact Area Plating Finish
KF88X-CD-37P-BRJ	Gold Flash (standard option)
KF88X-CD-37P-BRJ15	15u" Gold (15 option)
KF88X-CD-37P-BRJ30	30u" Gold (30 option)

Ferrite Specifications		
Test Frequency	Edge Hole	Inner Hole
30 Mhz	17-27 Ohms	22-30 Ohms
50 Mhz	22-30 Ohms	29-37 Ohms
100 Mhz	29-34 Ohms	35-40 Ohms

RoHS COMPLIANT



Tolerances
X.X ± 0.35
X.XX ± 0.25
Unless Stated Otherwise

REV.	DATE	DESCRIPTION	REV. BY	CHK. BY	DRAWN BY	DATE
A1	09/08/06	New Drawing	R. Aguirre	H. MA	R. Aguirre	09/06/06
A2	1/21/08	ECO# 07-052	WILL H.	H. MA		
A3	12/31/17	ECO# 17-035	H. MA	C. Furumasu		

**KF88X-CD-37P-BRJ**

Vertical PCB mount D-Sub, RoHS Compliant  
37 Pin Male, Boardlocks w/ Jackscrews installed

