

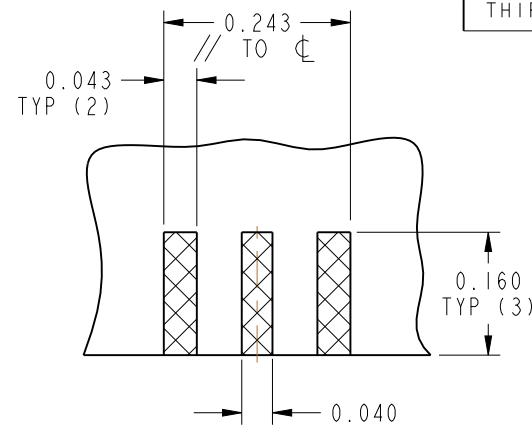
NOTES:

1. MATERIALS AND FINISHES:  
 BODY & CONTACT - BRASS, GOLD PLATING  
 INSULATOR - PTFE, NATURAL
2. MECHANICAL:  
 A. DURABILITY: 500 CYCLES MIN.  
 B. TEMPERATURE RANGE: -65° C TO +165° C
3. PACKAGING:  
 A. QUANTITY: SINGLE PACK  
 B. MARKING: BAG TO BE MARKED  
 "AMPHENOL RF, 903-518J-51P, AND DATE CODE"

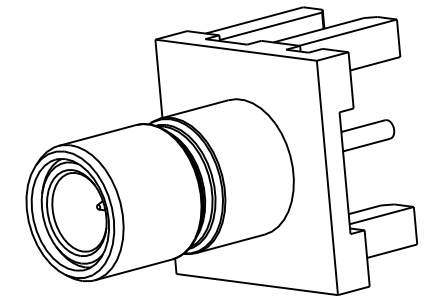
THIRD ANGLE PROJ.

REVISIONS

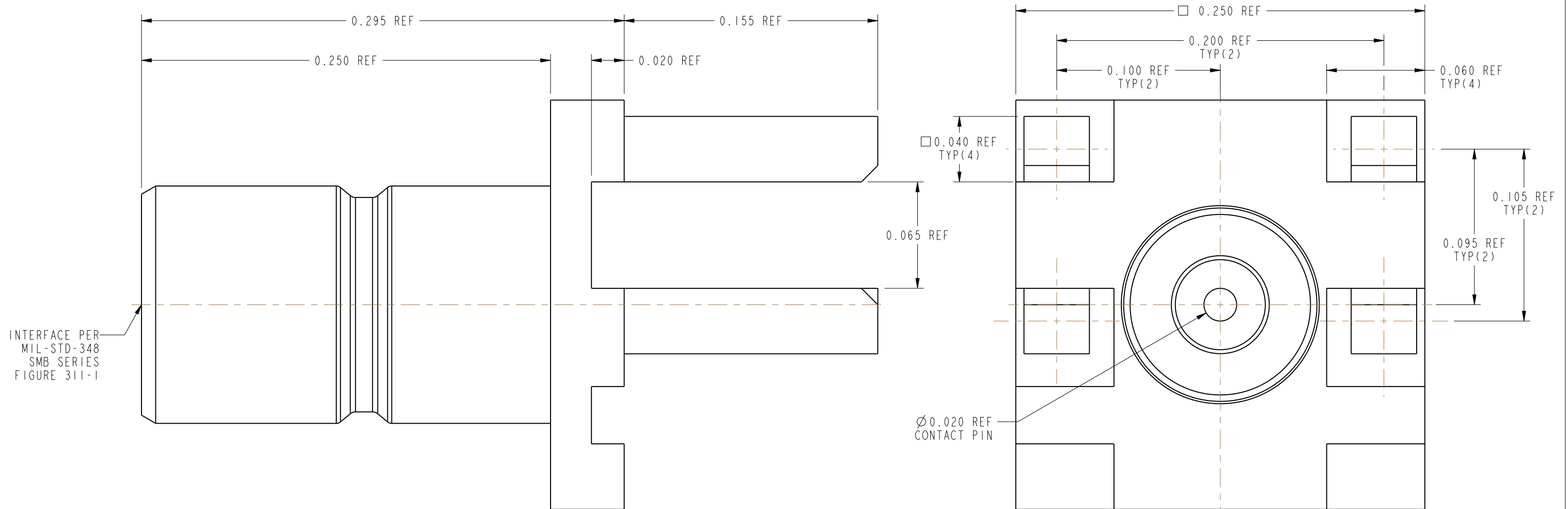
REV	DESCRIPTION	DATE	ECO	APPR
A	RELEASE TO MFG.	23-Sep-98	42638	CPM/PB
B	REDRAWN IN PRO-E	2/24/14	49780	AAP



**RECOMMENDED PCB DIMENSIONS**



SCALE 5.000



INTERFACE PER MIL-STD-348 SMB SERIES FIGURE 311-1

**CUSTOMER OUTLINE DRAWING**

ALL OTHER SHEETS ARE FOR INTERNAL USE ONLY

UNLESS OTHERWISE SPECIFIED, DIMENSIONS ARE IN INCHES AND TOLERANCES ARE: 2 PLACE DECIMAL 3 PLACE DECIMAL ANGLES ±.015 (0,381 mm) ±.005 (0,127 mm) ± 1°	MATERIAL	DRAWN	DATE	TITLE 50 OHM SMB STR JACK PCB EDGE MOUNT FOR 0.062" THICK BOARD		Amphenol RF www.amphenolrf.com	
	SEE NOTES	A ARUN PRABU	25-Oct-13				
NOTICE - These drawings, specifications, or other data (1) are, and remain the property of Amphenol corp. (2) must be returned upon request; and (3) are confidential and not to be disclosed to any person other than those to whom they are given by Amphenol Corp. the furnishing of these drawings, specifications, or other data by Amphenol Corp., or to any other person to anyone for any purpose is not to be regarded by implication or otherwise in any manner licensing, granting rights to permitting such holder or any other person to manufacture, use or sell any product, process or design, patented or otherwise, that may in any way be related to or disclosed by said drawings, specifications, or other data.	REFERENCE	ENGINEER	DATE	SCALE: 16.5:1.0 SHEET 2 OF 2		DRAWING NO.903-518J-51P ITEM NO.903-518J-51P	
	EAR # 102-966885-1 AND 615X-1496-100 CONFIGURATION LEVEL: In Work	P.BRENZEL	31-Aug-98				
	FINISH	APPROVED	DATE	DWG SIZE	REV	PART NO.903-518J-51P	
	T.AUBIN	18-Sep-98	B	B			