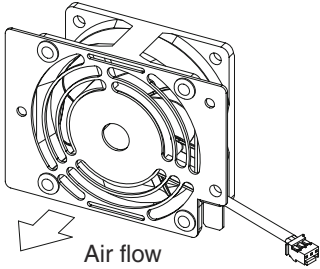
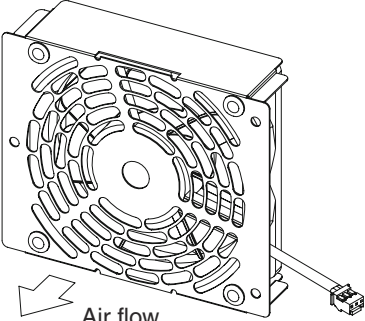
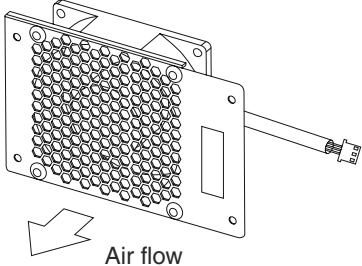


Fan Unit

Index

<p>Part number 300-FAN-01</p> <p>Power supply model HWS300</p>	 <p>Air flow</p>	<ul style="list-style-type: none"> Power cable connector Housing = PAP-03-S (J.S.T.) Contact = SPHD-001T-P0.5 or SPHD-002T-P0.5 (J.S.T.) <table border="1" data-bbox="1052 534 1338 663"> <thead> <tr> <th>Pin No.</th> <th>Description</th> </tr> </thead> <tbody> <tr> <td>1</td> <td>Power</td> </tr> <tr> <td>2</td> <td>Fan alarm</td> </tr> <tr> <td>3</td> <td>GND</td> </tr> </tbody> </table> <p>Length of fan harness = 55±10mm</p>	Pin No.	Description	1	Power	2	Fan alarm	3	GND
Pin No.	Description									
1	Power									
2	Fan alarm									
3	GND									
<p>Part number 600-FAN-01</p> <p>Power supply model HWS600</p>	 <p>Air flow</p>	<ul style="list-style-type: none"> Power cable connector Housing = PAP-03-S (J.S.T.) Contact = SPHD-001T-P0.5 or SPHD-002T-P0.5 (J.S.T.) <table border="1" data-bbox="1052 900 1338 1028"> <thead> <tr> <th>Pin No.</th> <th>Description</th> </tr> </thead> <tbody> <tr> <td>1</td> <td>Power</td> </tr> <tr> <td>2</td> <td>Fan alarm</td> </tr> <tr> <td>3</td> <td>GND</td> </tr> </tbody> </table> <p>Length of fan harness = 70±10mm</p>	Pin No.	Description	1	Power	2	Fan alarm	3	GND
Pin No.	Description									
1	Power									
2	Fan alarm									
3	GND									
<p>Part number 1500-FAN-01</p> <p>Power supply model HWS1000 HWS1500 HWS1800T</p>	 <p>Air flow</p>	<ul style="list-style-type: none"> Power cable connector Housing = XHP-3 (J.S.T.) Contact = 8XH-001T-P0.6 (J.S.T.) <table border="1" data-bbox="1052 1235 1338 1363"> <thead> <tr> <th>Pin No.</th> <th>Description</th> </tr> </thead> <tbody> <tr> <td>1</td> <td>Power</td> </tr> <tr> <td>2</td> <td>Fan alarm</td> </tr> <tr> <td>3</td> <td>GND</td> </tr> </tbody> </table> <p>Length of fan harness = 65±10mm</p>	Pin No.	Description	1	Power	2	Fan alarm	3	GND
Pin No.	Description									
1	Power									
2	Fan alarm									
3	GND									

Please contact our company for fan replacement and it is at customer expenses.
Be sure following notice, if the customer try to replace this fan unit on your own.
Pay attention to all cautions and warnings before using this product.

1. Please avoid from dropping, applying shock to the fan.
2. Fan replacement on an operating equipment is strictly prohibited.
3. Make sure that there are no loose connectors, and no scissors for the harness, etc.
4. Please be aware that fan replacement perform by customer compromises product safety standard. (UL, CE etc.)