




Que-2-TXT™  
Questions?  
scan to text us fast



HID EQUAL LED RETROFIT KITS

REPLACES 250W HID



specifications

Consumption	CRI	Material	L70 hours	Surge Protection	Ambient Temp (F)	Power Factor	IP rating	Dimmable	THC	Beam Angle	Enclosed Fixture Rated
60W	> 70	aluminum	50,000	6 KV built-in	-40° - 122°	> 0.9	IP 44	1 - 10%	6.21%	114°	yes

select your lamp


Part Number	Color Temp	Voltage	Lumen Output	Efficacy
GI-RKD-D250-DLC	4000K	100 - 277 V	7,500	125 lm / W
GI-RKD-C250-DLC	5700K	100 - 277 V	7,500	125 lm / W
GI-RKD-C250-480DLC	5700K	348 - 480 V	8,125	136 lm / W



other

Fixture Dimensions	Driver Dimensions	Warranty	Gross Weight	Case QTY
4.7" (D) x 2.44" (H)	6 3/8" (L) x 1 3/8" (H) x 1 1/4" (W)	6 years	2.65 lbs	8 pcs

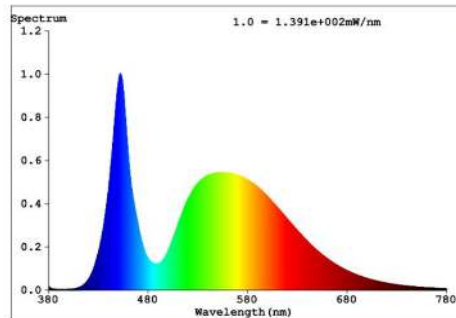
Temperature Sensor



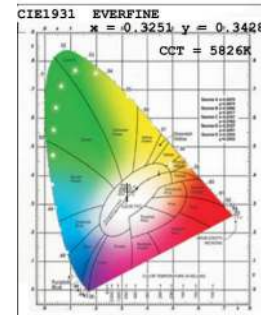
Features

- ▶ External Driver
- ▶ 50,000 hour LED lifespan based on IES LM-80 results and TM-21 calculations
- ▶ Allows for reflector to be removed, creating more space for installation
- ▶ Adjustable bracket included
- ▶ Temperature sensor provides safety by dimming lights down if threshold is reached (will not turn off completely)

Spectral Power Distribution



Chromaticity Diagram



External Driver

Not all product variations listed on this page may be DLC qualified. Visit [www.designlights.org/search](http://www.designlights.org/search) to confirm qualification.



/greenignite  
@greenignite



www.greenignite.com



info@greenignite.com



1-877-560-3779