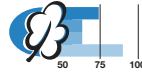
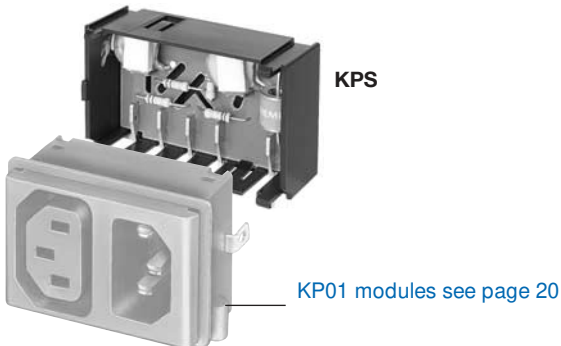


## Power entry module Type KPS

“Backpack” surge protector to type KP01



Standard or  
Medical filter



### Characteristics

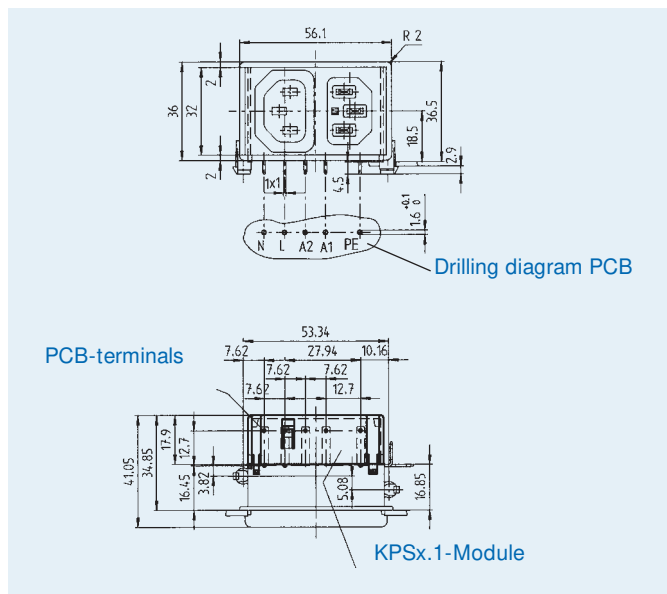
The overvoltage protection element diverts overvoltages to the earth potential, which are conductively, inductively or capacitively introduced onto the mains. The voltage limitation is effected within nanoseconds through an inert gas divertor and two varistors. The circuit is reversible and after diverting an overvoltage reassumes the high-ohm condition. An inadmissible heating up is prevented by two thermal links.

A signal for indication of the failure can be obtained at terminals A1 and A2.

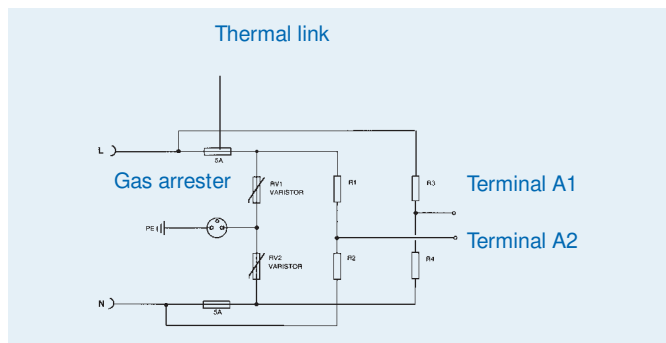
### Technical data

Max. operating voltage	125 V AC; 50/60 Hz; UL, CSA 250 V AC; 50/60 Hz; VDE, UL, CSA
Rated current	max. 10 A
Divertor dimensioning voltage	125 V AC / 250 V AC
Leakage current between L-PE	< 1 µA at max. operating voltage
Discharge capacity tested with combined surge	
– voltage	1,5 kV, form 1,2/50 µs
– short-circuit-current	750 A, form 8/20 µs
acc. to CSA 22.2 no 14-M91	5 kV, form 1,2/50 µs
acc. to UL1449	2 kV/1 kA, form 1,2/50 µs resp. 8/20 µs
Allowable ambient air temperatures	–25 °C to +40 °C
Degree of protection (front-side)	IP 40 acc. to IEC 60529
Protection class	suitable for equipment with prot. cl. I, acc. to IEC 61140
Terminals	for PCB
Materials: Housing	Thermoplastic, black, UL94 V-0

**Dimensions**



**Diagram**



**Order Numbers**

Type	Order no	Max. operating voltage	
KPS	KPS1.1	250 V AC	Standard version
	KPS2.1	125 V AC	Standard version

The surge protector can be combined with all types KP01 without cover (see page 20)