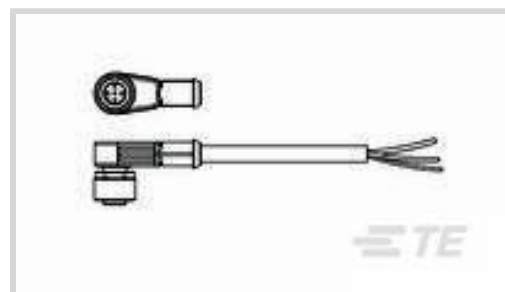




Cable Assemblies > Copper Cable Assemblies > M8/M12 Cable Assemblies > M12 A-Code Female R/A LED Pigtail



M8/M12 Application Type: **Sensor/Actuator**

Number of Positions: **4**

Connector & Keying Code: **A**

Connector Type (End A): **M12 Socket**

Cable Assembly Type: **M12 Pigtail**

[All M12 A-Code Female R/A LED Pigtail \(16\)](#)

Features

Product Type Features

Connector Type (End A)	M12 Socket
Cable Assembly Type	M12 Pigtail

Configuration Features

Status Indicator Type	LED
Number of Positions	4

Electrical Characteristics

Operating Voltage	24 VDC
-------------------	--------

Body Features

Cable Color	Black
Connector Color (End A)	Black
Jacket Material	PUR
Wire Color (Base)	Brown, White, Blue, Black
Connector & Keying Code	A

Contact Features

Contact Current Rating (Max)	4 A
------------------------------	-----

Mechanical Attachment

Thread Size	M12
-------------	-----



Connector Orientation (End A) Right Angle

Housing Features

Housing Material Plastic

Dimensions

Outside Cable Diameter 4.7 mm[.185 in]

Wire Size .326 mm²

Usage Conditions

Operating Temperature Range -40 – 80 °C[-40 – 176 °F]

Operation/Application

M8/M12 Application Type Sensor/Actuator

Shielded No

Packaging Features

Packaging Method Box

Other

Field Serviceable Yes

Cable Assembly Length 10 m

Cable Assembly Configuration Single Ended

Product Compliance

[For compliance documentation, visit the product page on TE.com>](#)

EU RoHS Directive 2011/65/EU Compliant

EU ELV Directive 2000/53/EC Compliant

China RoHS 2 Directive MIIT Order No 32, 2016 No Restricted Materials Above Threshold

EU REACH Regulation (EC) No. 1907/2006
 Current ECHA Candidate List: JUNE 2023 (235)
 Candidate List Declared Against: JAN 2022 (223)
 Does not contain REACH SVHC

Halogen Content Low Halogen - Br, Cl, F, I < 900 ppm per homogenous material. Also BFR/CFR/PVC Free

Solder Process Capability Not applicable for solder process capability


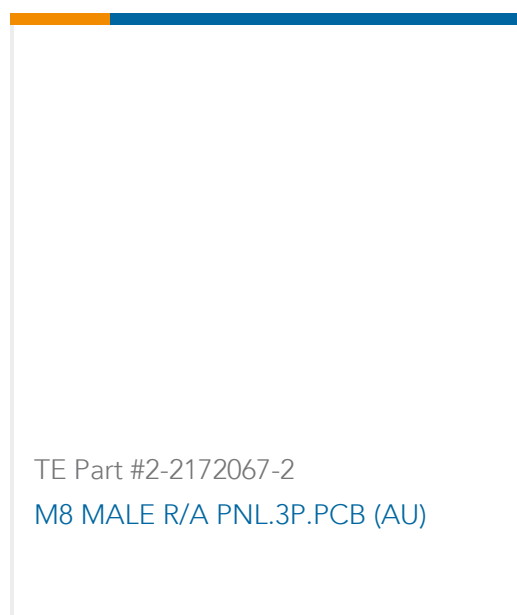
Product Compliance Disclaimer

This information is provided based on reasonable inquiry of our suppliers and represents our current actual knowledge based on the information they provided. This information is subject to change. The part numbers that TE has identified as EU RoHS compliant have a maximum concentration of 0.1% by weight in homogenous materials for lead, hexavalent chromium, mercury, PBB, PBDE, DBP, BBP, DEHP, DIBP, and 0.01% for cadmium, or qualify for an exemption to these limits as defined in the Annexes of Directive 2011/65/EU (RoHS2). Finished electrical and electronic equipment products will be CE marked as required by Directive 2011/65/EU. Components may not be CE marked. Additionally, the part numbers that TE has identified as EU ELV compliant have a maximum concentration of 0.1% by weight in homogenous materials for lead, hexavalent chromium, and mercury, and 0.01% for cadmium, or qualify for an exemption to these limits as defined in the Annexes of Directive 2000/53/EC (ELV). Regarding the REACH Regulation, the information TE provides on SVHC in articles for this part number is based on the latest European Chemicals Agency (ECHA) 'Guidance on requirements for substances in articles' posted at this URL: <https://echa.europa.eu/guidance-documents/guidance-on-reach>

Compatible Parts



Customers Also Bought



Documents

Product Drawings

M12 x 1.0 angled socket pigt SH 3 LED A

English

CAD Files

Customer View Model



[ENG_CVM_CVM_2273105-4_A.3d_igs.zip](#)

English

Customer View Model

[ENG_CVM_CVM_2273105-4_A.3d_stp.zip](#)

English

Customer View Model

[ENG_CVM_CVM_2273105-4_A.2d_dxf.zip](#)

English

3D PDF

3D

By downloading the CAD file I accept and agree to the [Terms and Conditions](#) of use.

Datasheets & Catalog Pages

[M8 / M12 Connector System Catalog](#)

English

[M8 / M12 Connector System Catalog](#)

Japanese

Product Specifications

[Product Specification](#)

English