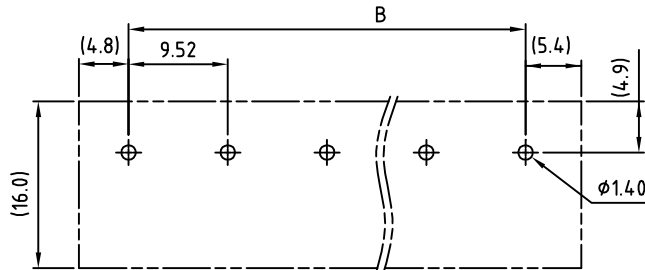
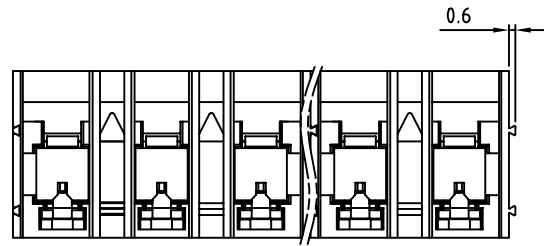
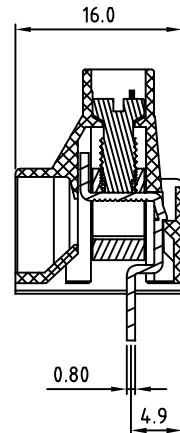
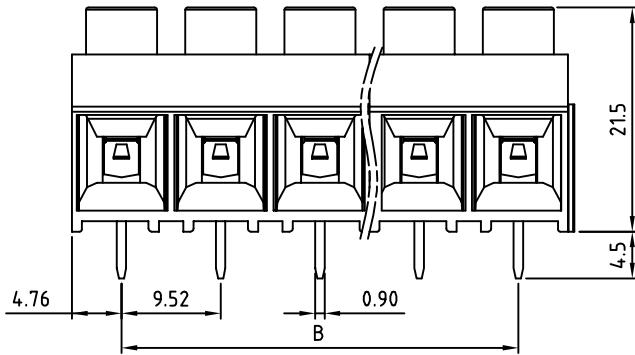
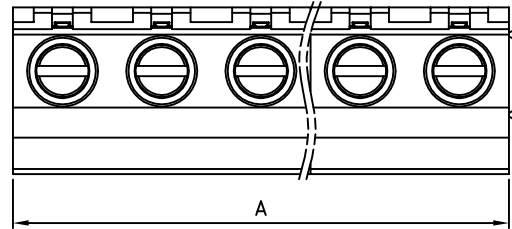


| | | | |
|--|------|-------------|----------|
| SIGN | DATE | DESCRIPTION | APPROVER |
| △ | | | |
| THIS IS CAD DRAWING, DO NOT REVISE MANUALLY!!! | | | |



P.C.B. LAYOUT

- Material:
- Insulator(housing): Thermoplastic (UL94V-0)
 - Metal housing: Brass, Nickel plated
 - Contacts: Brass, Tin plated
 - Terminal screw: Steel Zinc plating "-" slot type

- Electrical: cULus
- Voltage rating: 300 V
 - Current rating: 30 A
 - Wire range:
 - Solid wire(AWG): 10-24
 - Stranded wire(AWG): 10-24
 - Torque: 8.9 Lb-In
 - Screw: M3.5
 - Wire strip length: 7-8 mm
 - Withstanding Voltage: 2.2KV
 - Operating temperature: -40°C to +115°C
 - Soldering temperature: 250°C±10°C/5 Sec
- RoHS Compliant

PART NUMBER:

OSTKOXX2150

| | |
|--------------|---------------------|
| No. of Poles | COLOR |
| 02 2 Poles | 0: Black |
| 03 3 Poles | 5: Green (Standard) |
| ... | 6: Blue |
| 16 16 Poles | 8: Grey |

| | | | | | | | | | |
|------|--|-------|-------|--------|--------|--------|--------|--------|--------|
| POLE | | 2 | 3 | 4 | 5 | 6 | 7 | 8 | |
| A | | 19.04 | 28.56 | 30.48 | 47.60 | 57.12 | 66.64 | 76.16 | |
| B | | 9.52 | 19.04 | 28.56 | 30.48 | 47.60 | 57.12 | 66.64 | |
| Tol. | | ±0.15 | | | ±0.20 | | | | |
| POLE | | 9 | 10 | 11 | 12 | 13 | 14 | 15 | 16 |
| A | | 85.68 | 95.20 | 104.72 | 114.24 | 123.76 | 133.28 | 142.80 | 152.32 |
| B | | 76.16 | 85.68 | 95.20 | 104.72 | 114.24 | 123.76 | 133.28 | 142.80 |
| Tol. | | ±0.30 | | | | ±0.40 | | | |

THESE DRAWINGS AND SPECIFICATIONS ARE THE PROPERTY OF ON-SHORE TECHNOLOGY, INC. AND SHALL NOT BE REPRODUCED, COPIED OR USED IN ANY MANNER WITHOUT THE PRIOR WRITTEN CONSENT OF ON-SHORE TECHNOLOGY, INC.



| | | | | | | | |
|----------------------|------------------------------------|--------------------|--------------------|-----------------|-------------|------|-------|
| TITLE | OSTKO 9.52 Series (Single row Pin) | | | | | | |
| PART NO. | OSTKOXX2150 | | DWG NO. | OSTKOXX2150.DWG | | | |
| APPROVED | CHECKED | DESIGNED | DRAWN | CUST NO. | | | |
| Marvin 2009.04.07 | Marvin 2009.04.07 | Tony 2008.12.25 | Tony 2008.12.25 | | | | |
| | | | | | UNIT: mm | X. | ±0.50 |
| | | | | | SCALE: NONE | X.X | ±0.30 |
| | | | | SHEET: 01/01 | REV: A | X.XX | ±0.10 |
| | | | | | | X° | ±1° |