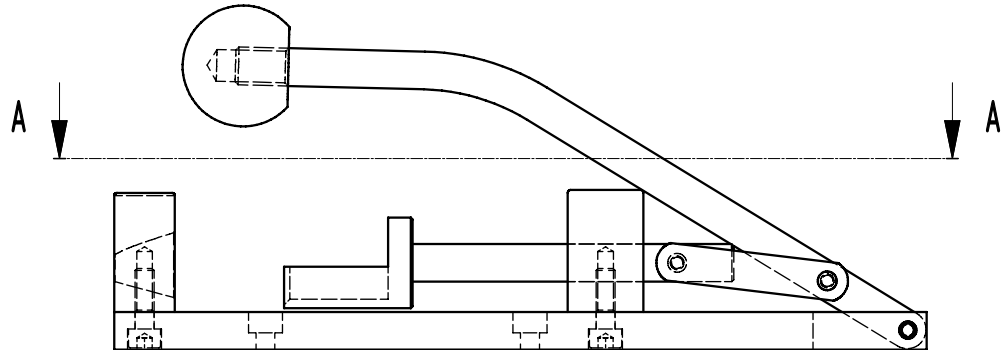
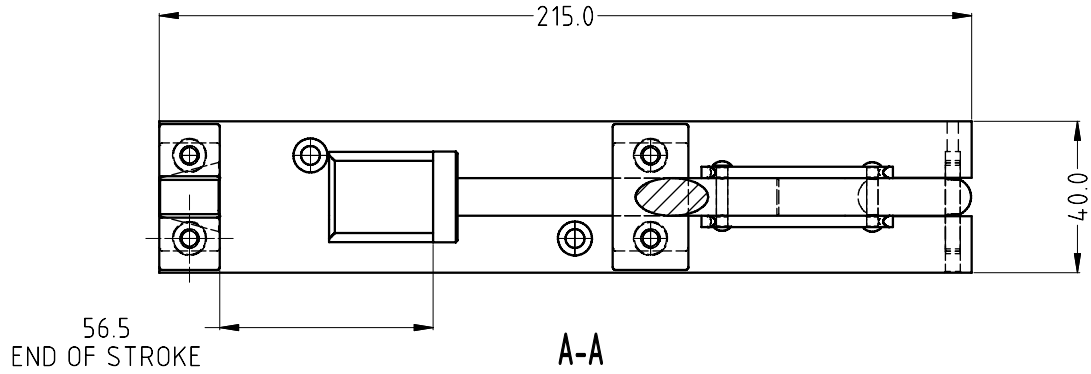
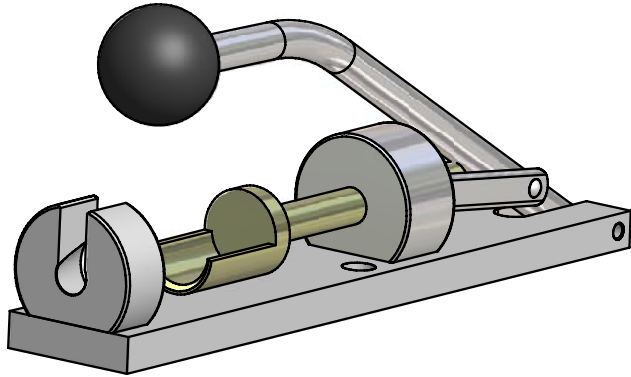


REVISION HISTORY				
REV	DESCRIPTION	BY	DATE	CHG No
1	RESTRUCTURE BOM	T.N	03/04/09	8815



CUSTOMER DWG

UNLESS OTHERWISE SPECIFIED TOLERANCE TO BE		THIS DOCUMENT IS THE PROPERTY OF AMPHENOL AUSTRALIA PTY LTD.. NO PART THEREOF MAY BE REPRODUCED AND USED WITHOUT THE PRIOR WRITTEN CONSENT OF THE OWNER			0	FIRST ISSUE	T.N	10/24/2002	
LINEAR	ANGULAR	CAD FILE: 52930002704210			REV.	CHANGE DETAILS	BY	DATE	CHG/No
X ± 0.5	X° ± 1	DRN:	T.N	DATE:10/24/2002	TITLE:		AC LINE SERIES		
X,X ± 0.1	X°X° ± 30'	MATL:	CKD:	P.M	DATE:05/05/03	ASSY TOOL		Amphenol	
X,XX ± 0.05	X°X°X° ± 15'	DO NOT SCALE	FINISH:	U.O.S	DATE:05/05/03	T2860		Amphenol Australia Pty.Ltd, 2 Fireways Blvd, Keysborough, Vic.3173	
DIMENSIONS IN MILIMETRES		THIRD ANGLE PROJECTION		SCALE:	1:2	PART No:	T2860	SIZE: A4	DRAWING NO. 52930002-704-2
								SHEET	2/2