

THIS DRAWING IS UNPUBLISHED. RELEASED FOR PUBLICATION  
 © COPYRIGHT - By - ALL RIGHTS RESERVED.

LOC		DIST		REVISIONS			
P	LTR	DESCRIPTION	DATE	DWN	APVD		
	G2	REVISED PER ECO-11-013204	27JUN11	HMR	MW		

1. OPERATING TEMPERATURE: -20°C TO 80°C.
2. STORAGE TEMPERATURE: -40°C TO 80°C.
3. CONTACT TIMING: NON-SHORTING.
4. CONTACT RATING: 0.4VA @ 20VDC.
5. CONTACT RATING MAXIMUM: 50mA 48V AC/DC.
6. CONTACT RATING MINIMUM: 1µA 20mV AC/DC.
7. GOLD PLATE OVER SILVER.
8. TIN-LEAD OVER NICKEL.
9. TIN OVER NICKEL.
10. INITIAL CONTACT RESISTANCE: LESS THAN 50 MILLIOHMS PER EIA 364-23B.
11. FINAL CONTACT RESISTANCE: 100 MILLIOHMS MAX PER EIA 364-23B.
12. INSULATION RESISTANCE: 500 MEGOHMS MIN AT 250VDC PER EIA 364-21C.
13. DIELECTRIC STRENGTH: 500VAC BETWEEN TERMINALS AND GROUND PER EIA 364-20B, CONDITION 1.
14. VIBRATION PER EIA 364-28D, CONDITION VII, LEVEL E.
15. MECHANICAL SHOCK PER EIA 364-27B, CONDITION A.
16. LIFE EXPECTANCY: ON-OFF ELECTRICAL SWITCHING OPERATIONS PER EIA 364-9C  
10 CYCLES PER MINUTE AT THE FOLLOWING RATED LOAD.

TYPE	MAXIMUM CONTACT RATING	0.4 VA	MINIMUM CONTACT RATING
D.E	10000 (OPERATIONS)	30000 (OPERATIONS)	30000 (OPERATIONS)

17. ACTUATION FORCE: 70-500g PER EIA 364-13B.
18. THERMAL SHOCK PER EIA 364-32C, -25°C TO 85°C.
19. HUMIDITY-TEMPERATURE CYCLING PER EIA 364-31B, METHOD III.
20. TEMPERATURE LIFE PER EIA 364-17B, METHOD B, TEMPERATURE TEST CONDITION 3, TIME CONDITION B.
21. RESISTANCE TO SOLDERING HEAT PER 109-202, TEST CONDITION B.
22. SOLDERABILITY PER EIA 364-52, CLASS 2, CATEGORY 1.

23. MARK PER 202-37, "tyco CHINA" MINIMUM REQUIREMENT.
24. ALL MATERIALS AND FINISHES SHALL COMPLY WITH EU DIRECTIVE 2002/95/EC OF 27JAN2003 (ROHS)

OBSOLETE

SEE SHEET 2 FOR PART NUMBER TABLES  
SEE SHEET 3 FOR DIMENSIONS

THIS DRAWING IS A CONTROLLED DOCUMENT.		DWN R BROWN 11DEC01	<b>TE</b> TE Connectivity				
DIMENSIONS: mm		CHK H WYNKOOP 11DEC01					
TOLERANCES UNLESS OTHERWISE SPECIFIED:		APVD H WYNKOOP 11DEC01	NAME SWITCH, SLIDE, RIGHT ANGLE S(**)GRA				
0 PLC ± - 1 PLC ± - 2 PLC ± 0.25 3 PLC ± - 4 PLC ± - ANGLES ± 0°30'		PRODUCT SPEC -					
MATERIAL SEE TABLE		FINISH SEE NOTES	APPLICATION SPEC -	SIZE A2	CAGE CODE 00779	DRAWING NO C=1571006	RESTRICTED TO -
CUSTOMER DRAWING			WEIGHT -	SCALE 3:1	SHEET 1 of 3	REV G2	

THIS DRAWING IS UNPUBLISHED. RELEASED FOR PUBLICATION  
 © COPYRIGHT - By - ALL RIGHTS RESERVED.

LOC	DIST	REVISIONS			
P	LTR	DESCRIPTION	DATE	DWN	APVD
AD	00	SEE SHEET 1	-	-	-

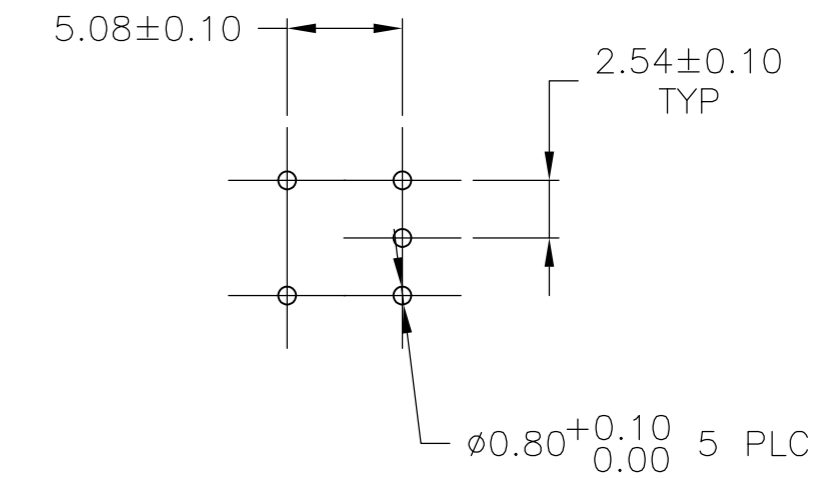
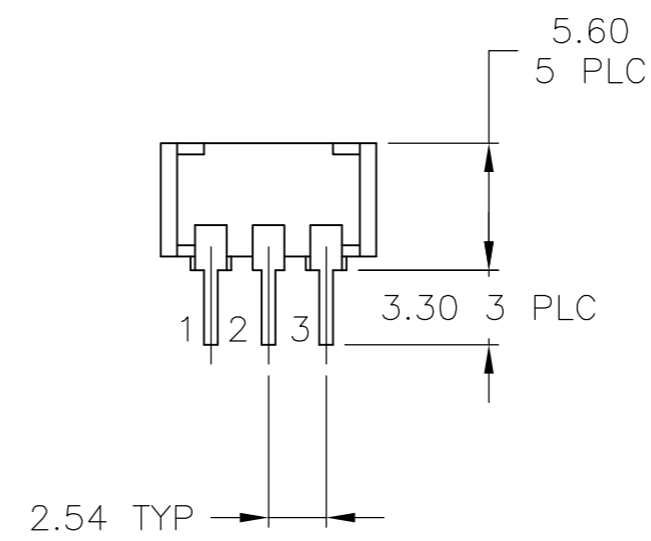
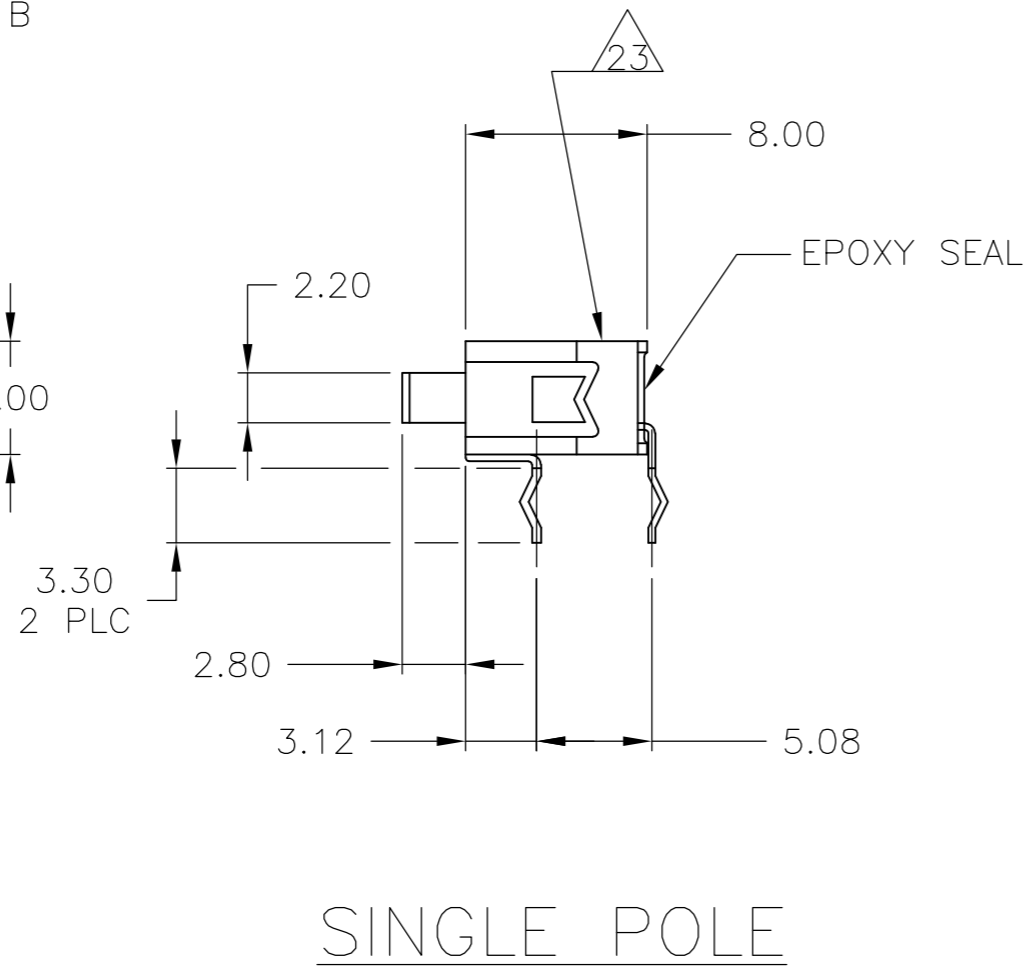
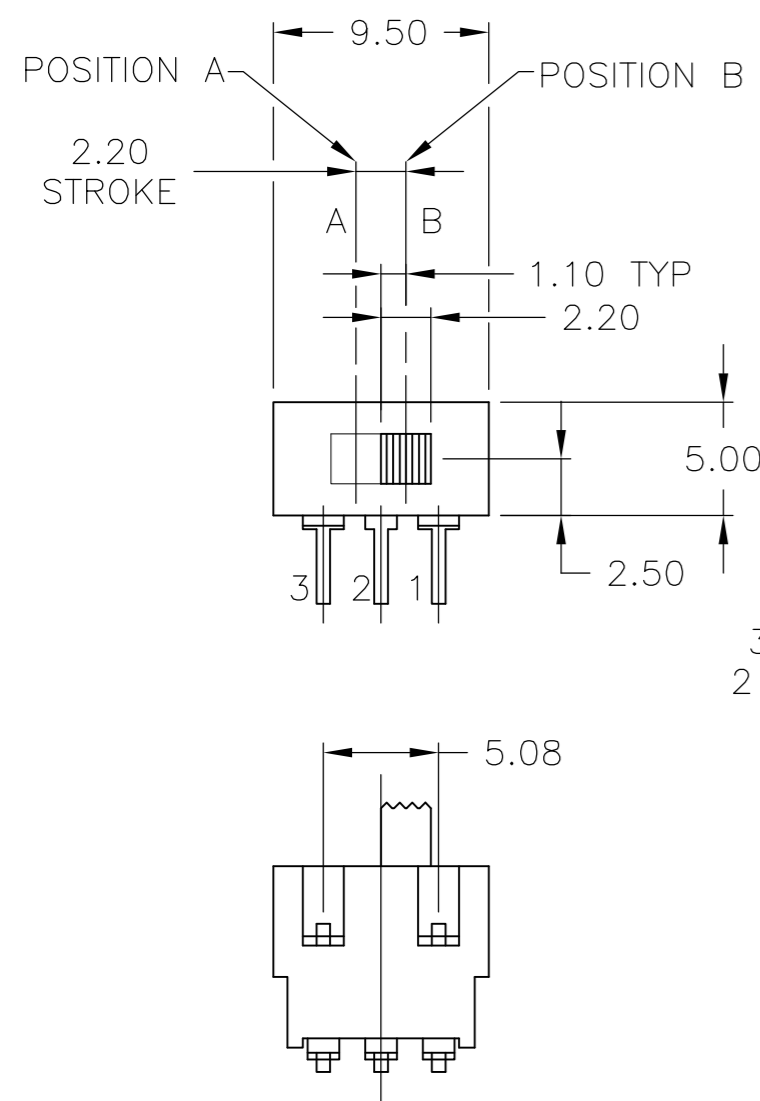
COLOR-WHITE	PET FILM UL94-HB	SLIDE PLATE
COLOR-BLACK	PA46 UL94V-0 30% GLASS FILLED	TERMINAL BOARD
-	STAINLESS STEEL	COIL SPRING
COLOR-WHITE	PA46 UL94V-0 30% GLASS FILLED	PLUNGER
-	EPOXY	TERMINAL SEAL
7	PHOSPHOR BRONZE	MOVABLE CONTACT
7	PHOSPHOR BRONZE	FIXED CONTACT
7	PHOSPHOR BRONZE	TERMINAL -51 THRU -54
8	PHOSPHOR BRONZE	TERMINAL -1 THRU -4
COLOR-YELLOW	PA46 UL94V-0 30% GLASS FILLED	ACTUATOR
9	BRASS	FRAME
COLOR-GRAY	PA46 UL94V-0 30% GLASS FILLED	CASE
FINISH	MATERIAL	PART DESCRIPTION

24	SUPERCEDE BY 1825031-4	ON 2-3 5-6	OFF	ON 2-1 5-4	DP3T	S2EGPC04	5-1571006-4
24	SUPERCEDE BY 1825031-3	ON 2-3 5-6	NONE	ON 2-1 5-4	DPDT	S2DGRA04	5-1571006-3
24	SUPERCEDE BY 1825031-2	ON 2-3	OFF	ON 2-1	SP3T	S1EGRA04	5-1571006-2
24	SUPERCEDE BY 1825031-1	ON 2-3	NONE	ON 2-1	SPDT	S1DGRA04	5-1571006-1
	SUPERCEDE BY 5-1571006-4	ON 2-3 5-6	OFF	ON 2-1 5-4	DP3T	S2EGRA	1571006-4
	SUPERCEDE BY 5-1571006-3	ON 2-3 5-6	NONE	ON 2-1 5-4	DPDT	S2DGRA	1571006-3
	SUPERCEDE BY 5-1571006-2	ON 2-3	OFF	ON 2-1	SP3T	S1EGRA	1571006-2
	SUPERCEDE BY 5-1571006-1	ON 2-3	NONE	ON 2-1	SPDT	S1DGRA	1571006-1
					POSITION A	POSITION B	
		CIRCUIT ARRANGEMENT			FUNCTION	ALCOSWITCH PART NUMBER	TYCO PART NUMBER
		CIRCUIT CHARACTERISTICS					

THIS DRAWING IS A CONTROLLED DOCUMENT.		DWN R BROWN 11DEC01	TE Connectivity	
DIMENSIONS: mm		CHK H WYNKOOP 11DEC01		
TOLERANCES UNLESS OTHERWISE SPECIFIED:		APVD H WYNKOOP 11DEC01	NAME SWITCH, SLIDE, RIGHT ANGLE S(**)GRA	
0 PLC ± - 1 PLC ± - 2 PLC ± 0.25 3 PLC ± - 4 PLC ± - ANGLES ± 0°30'		PRODUCT SPEC -	SIZE A2	
MATERIAL SEE SHEET 2		APPLICATION SPEC -	CAGE CODE 00779	DRAWING NO 1571006
FINISH SEE SHEET 2		WEIGHT -	RESTRICTED TO -	SCALE 3:1
CUSTOMER DRAWING		SHEET 2 of 3		REV G2

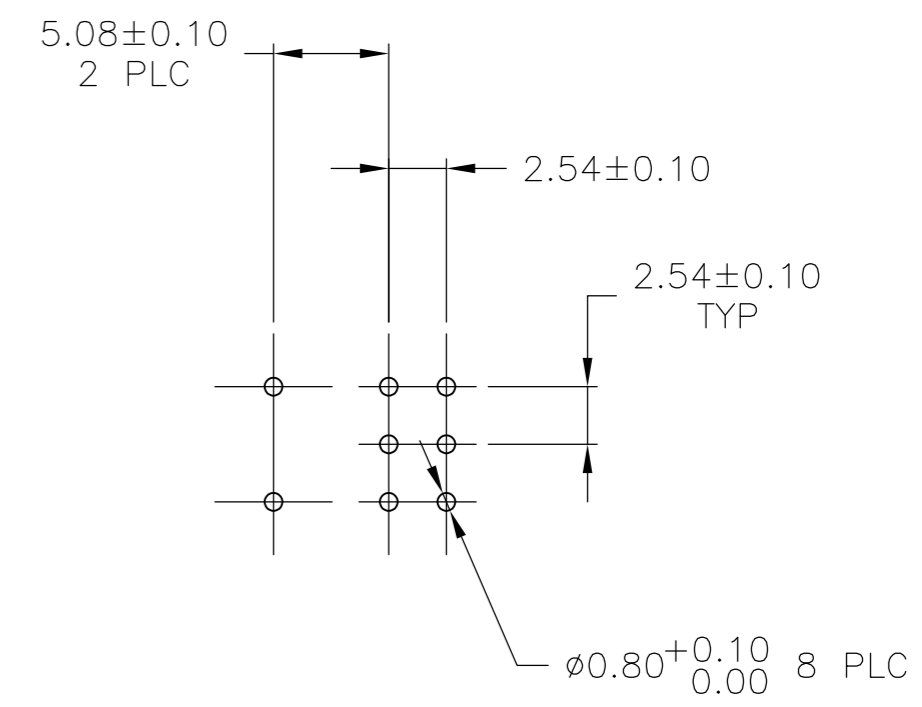
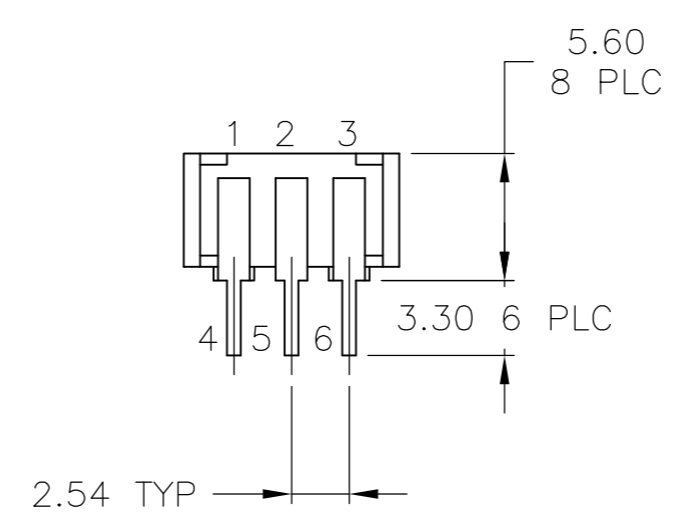
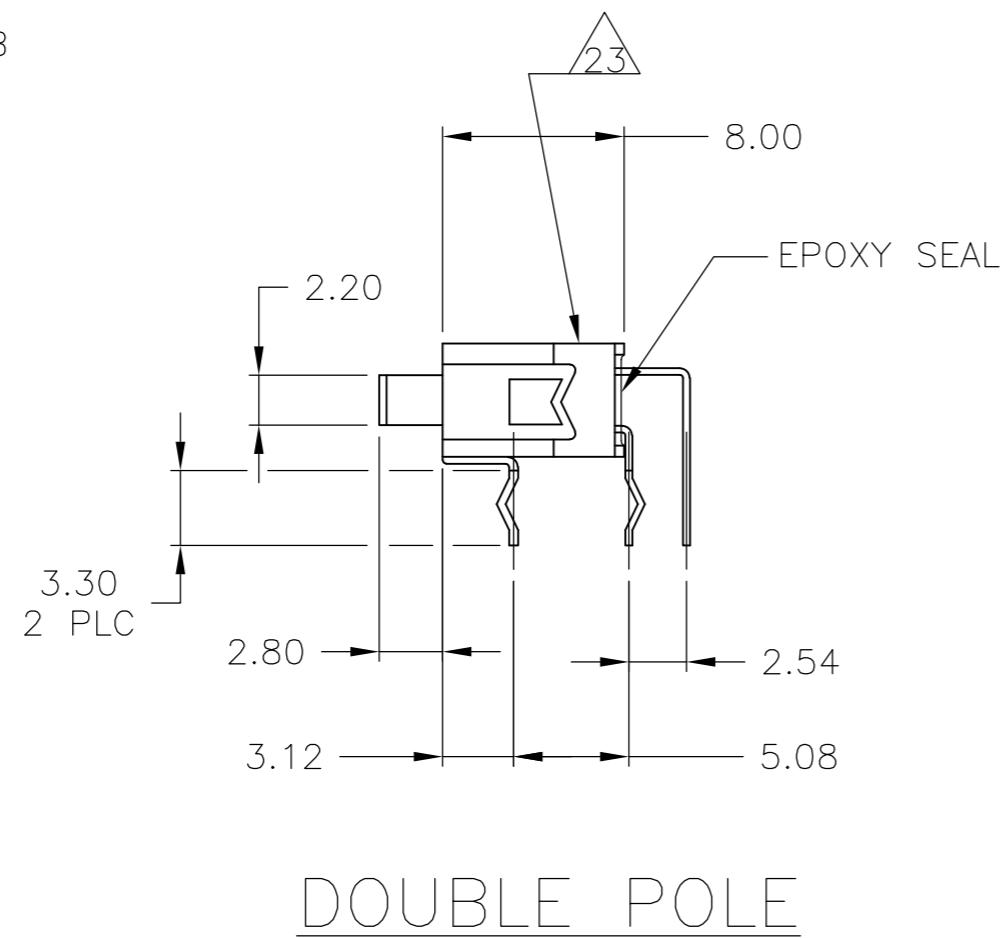
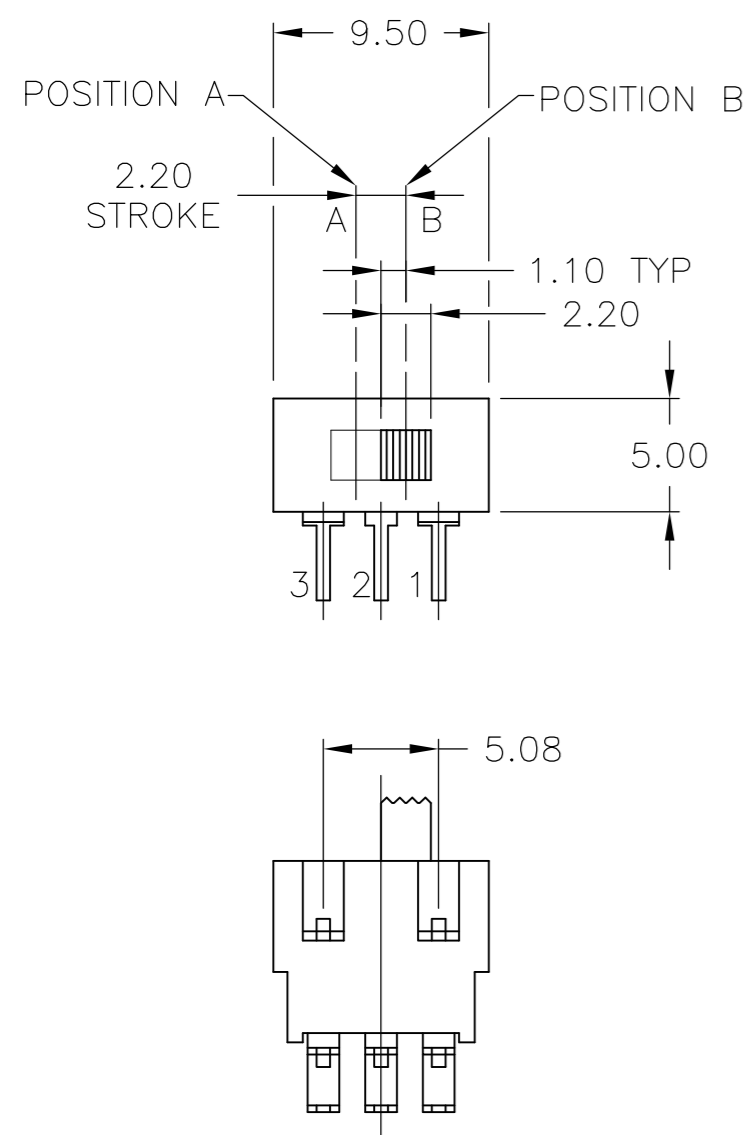
THIS DRAWING IS UNPUBLISHED. RELEASED FOR PUBLICATION  
 © COPYRIGHT - By - ALL RIGHTS RESERVED.

LOC		DIST		REVISIONS				
P	LTR	DESCRIPTION	DATE	DWN	APVD			
AD	00	SEE SHEET 1	-	-	-			



RECOMENDED P.C. HOLE LAYOUT  
SINGLE POLE

SINGLE POLE



RECOMENDED P.C. HOLE LAYOUT  
DOUBLE POLE

DOUBLE POLE

THIS DRAWING IS A CONTROLLED DOCUMENT.		DWN	R BROWN	11DEC01		TE Connectivity					
DIMENSIONS: mm		CHK	H WYNKOOP	11DEC01		NAME					
TOLERANCES UNLESS OTHERWISE SPECIFIED:		APVD	H WYNKOOP	11DEC01		SWITCH, SLIDE, RIGHT ANGLE S(**)GRA					
0 PLC ± - 1 PLC ± - 2 PLC ± 0.25 3 PLC ± - 4 PLC ± - ANGLES ± 0°30'		PRODUCT SPEC	-			SIZE	CAGE CODE	DRAWING NO	RESTRICTED TO		
MATERIAL SEE SHEET 2		FINISH	SEE SHEET 2		WEIGHT	A2 00779 C=1571006		-			
CUSTOMER DRAWING					SCALE	3:1		SHEET	3 OF 3	REV	G2