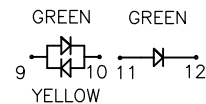
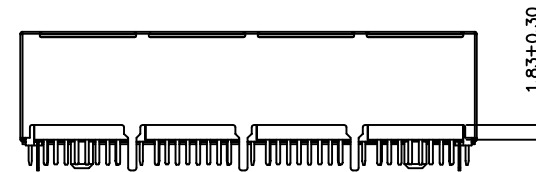
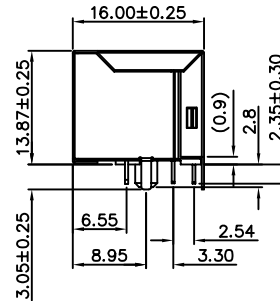
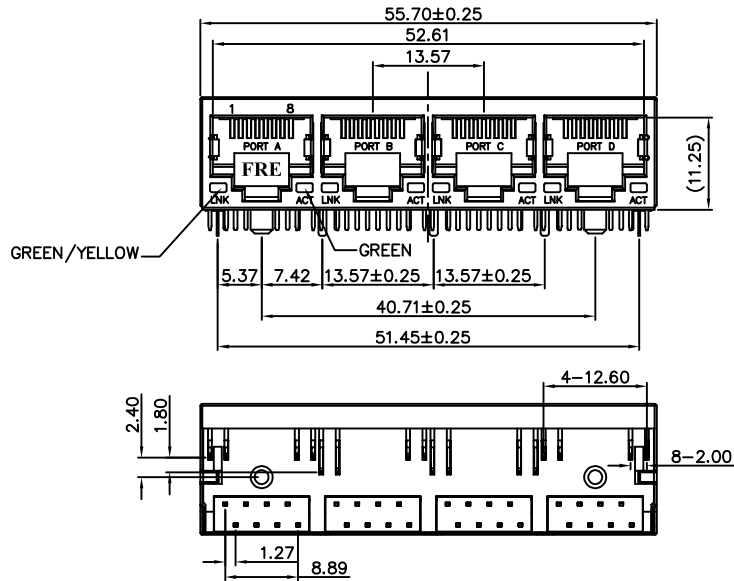
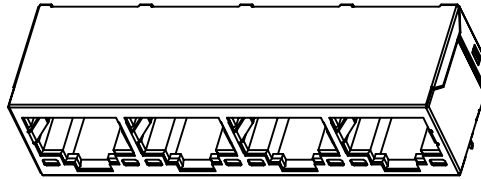
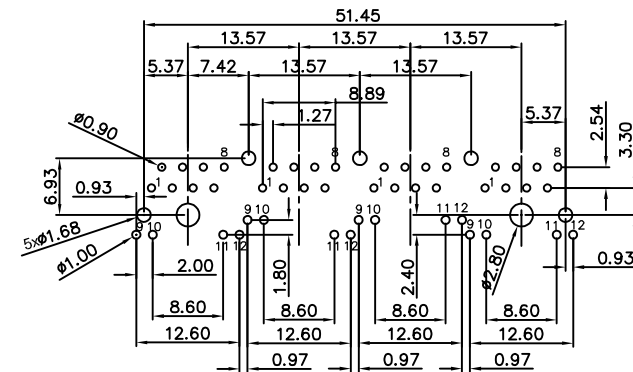


REVISION RECORD		
REV	DESCRIPTION	DRFT
10	NEW RELEASE	Ashelly 11/23/09
11	DIELECTRIC STRENGTH CHANGE	Alice 03/05/12
12	UPDATE LAYOUT TO EASY READER	Rick Wang 03/13/17



LED COLOR DISPLAY



PC Board Layout Component Side Shown(1.6mm)

NOTES:

ELECTRICAL:

- VOLTAGE RATING : 125 VAC RMS .
- CURRENT RATING : 1.5 AMP .
- CONTACT RESISTANCE : 45 MILLIOHMS MAX.
- INSULATION RESISTANCE : 1000 MEGOHMS MIN @ 500 VDC.
- DIELECTRIC STRENGTH : 1500 VDC RMS 60Hz, 1MIN. BETWEEN TERMINALS AND GROUND



MECHANICAL:

- HOUSING MATERIAL : NYLON+30 GF. UL94V-0. COLOR-BLACK.
- INSERT MATERIAL : NYLON+30 GF. UL94V-0. COLOR-BLACK.
- CONTACT MATERIAL : PHOSPHOR BRONZE t=0.35 mm.
: GOLD PLATING OVER NICKEL.
- SHIELD MATERIAL : COPPER ALLOY
PLATED NI
- OPERATING LIFE: 750 CYCLES MIN.

ENVIRONMENTAL:

- STORAGE: -40°C TO +85°C.
- OPERATION: -40°C TO +85°C.
- WAVE SOLDERING TEMPERATURE: 255~265°C (5~10 SECONDS)
- MATING/UNMATING FORCE : 2.27 KG (ABOUT 5 LBS) CAN BE MET FOR MATING.
: 2.27 KG SHOULD BE OK FOR UN-MATING.
BETWEEN PLUG AND JACK.
- RETENTION STRENGTH : 11 LBSFOR FOUR DIRECTION(RIGHT, LEFT, UP AND DOWN),

MATES WITH MODULAR PLUG CONFORMING TO
FCC PART 68, SUBPART F.
CUL FILE NO. E163191

PART NUMBER	REV.	PLATING	GOLD
E5J88-032-01-L	A	15u"	

MM (INCH)		DFTO Ashelly	DATE 10/22/08	Pulse Electronics	RoHS Compliant
TOLERANCES EXCEPT AS NOTED		CHKD Alice	DATE 03/05/12		
MM		APPLV Tim	DATE 03/05/12	TITLE latch down Connector, 1x4 led jack	
.0 ± 0.20	±	MATERIAL :			
.00 ± 0.15	±	QT*Y :		DRAWING NO. E5J88-032-XX-L	
.000 ± 0.075	±	FINISH :		/PART NO. E5J88-032-XX-L	
ANGLES ± 0.5°		SCALE : 20:13		DO NOT SCALE DRAWING	
THIRD ANGLE PROJECTION				SHEET 1 OF 1	
				SIZE REV A3 12	

8

7

6

5

4

3

2

1

Mouser Electronics

Authorized Distributor

Click to View Pricing, Inventory, Delivery & Lifecycle Information:

Pulse:

[E5J88-032-01-L](#)