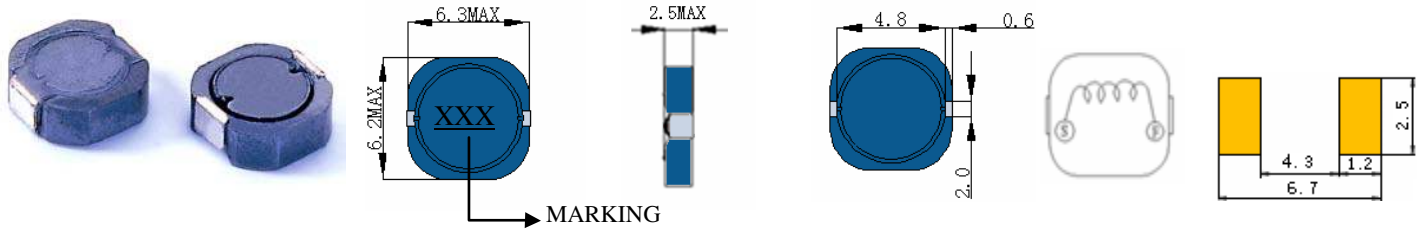


# SC62CB

## SMD POWER INDUCTORS



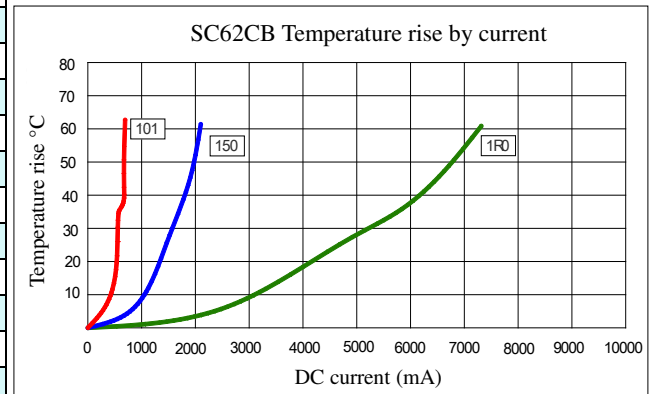
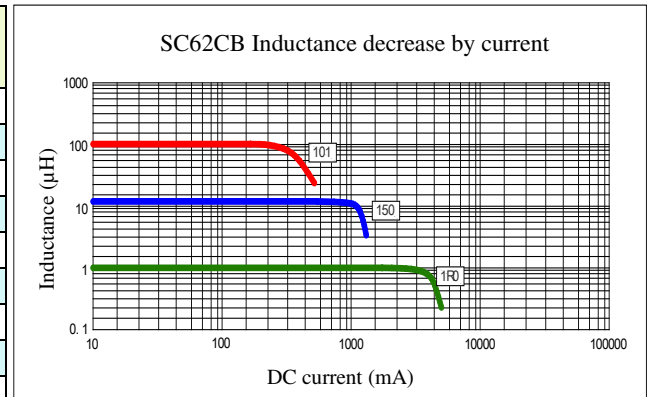
### • Features

1. Magnetically shielded construction
2. LOW Profile (2.5mm max. height x 6.3mm square)
3. Low DC resistance makes this product very suitable for large current applications



## ELECTRICAL CHARACTERISTICS

Part Number	Inductance (uH) (1)	Test Frequency	DC Resistance (Ω MAX) (2)	Saturation Current (3) (A)	Temperature Current (4) (A)
SC62CB-1R0	1.0	100KHZ	16m	3.48	5.00
SC62CB-1R5	1.5	100KHZ	18m	2.83	4.00
SC62CB-2R0	2.0	100KHZ	21m	2.44	3.40
SC62CB-3R3	3.3	100KHZ	30m	1.89	3.23
SC62CB-4R3	4.3	100KHZ	39m	1.65	3.00
SC62CB-6R2	6.2	100KHZ	60m	1.37	2.38
SC62CB-100	10	100KHZ	80m	1.07	1.82
SC62CB-120	12	100KHZ	94m	0.97	1.63
SC62CB-150	15	100KHZ	120m	0.87	1.46
SC62CB-180	18	100KHZ	140m	0.79	1.31
SC62CB-220	22	100KHZ	188m	0.71	1.17
SC62CB-270	27	100KHZ	212m	0.64	1.05
SC62CB-330	33	100KHZ	244m	0.58	0.94
SC62CB-390	39	100KHZ	306m	0.53	0.84
SC62CB-470	47	100KHZ	390m	0.48	0.76
SC62CB-560	56	100KHZ	432m	0.44	0.68
SC62CB-680	68	100KHZ	588m	0.40	0.65
SC62CB-820	82	100KHZ	670m	0.36	0.61
SC62CB-101	100	100KHZ	813m	0.33	0.58



(1). Inductance tolerance for 1.0uH~6.2uH:  $\pm 30\%$ , for 10uH~100uH:  $\pm 20\%$ . Tested at 0.25V, 0ADC and 25°C

(2). DCR measured at 25°C.

(3). The DC current at which the inductance decreases by 30% from its initial value.

(4). The DC current that results in a 40°C temperature rise from 25°C ambient.

[Click here for QUANTITY PER REEL & PACKING INFORMATION](#)

Custom versions available upon request.

© 2019 Signal Transformer – Specification subject to change without notice. 12.19



[belfuse.com/signal](http://belfuse.com/signal)

128 Atlantic Avenue, Lynbrook, NY 11563  
Toll Free 866-239-5777 • Tel 516-239-5777 • Fax 516-239-7208  
[Sales@signaltransformer.com](mailto:Sales@signaltransformer.com) • [techhelp@signaltransformer.com](mailto:techhelp@signaltransformer.com)