



M12 Rail PG Clamp

TE Internal #: 1-2312547-2

Standard Circular Connectors, Cable-to-Cable, 8 Position, Sealable, Wire & Cable, Signal, Cable Mount (Free-Hanging), Nickel, Brass, M12 Rail PG Clamp

[View on TE.com >](#)

Connectors > Circular Connectors > Standard Circular Connectors > M12 Straight D4 PG Clamp



Connector System: **Cable-to-Cable**  
Number of Positions: **8**  
Sealable: **Yes**  
Connector & Contact Terminates To: **Wire & Cable**  
Contact Current Rating (Max): **2 A**

[All M12 Straight D4 PG Clamp \(12\)](#)

Features

Product Type Features

|                                   |                  |
|-----------------------------------|------------------|
| Product Type                      | Connector Kit    |
| Connector System                  | Cable-to-Cable   |
| Sealable                          | Yes              |
| Connector & Contact Terminates To | Wire & Cable     |
| Circular Connector Type           | Plug             |
| Shell Type                        | Full Metal Shell |

Configuration Features

|                     |    |
|---------------------|----|
| Keying              | A  |
| Number of Positions | 8  |
| Contacts Preloaded  | No |

Electrical Characteristics

|                   |        |
|-------------------|--------|
| Operating Voltage | 30 VDC |
|-------------------|--------|



Signal Characteristics

|           |        |
|-----------|--------|
| Data Rate | 1 Gb/s |
|-----------|--------|

Body Features

|   |                               |
|---|-------------------------------|
| Environmental Protection                    | Yes                           |
| Weight                                      | 25 g[.0552 lb]                |
| Environmental Protection Type               | Elastomer Sealed              |
| Shell Plating Material                      | Nickel                        |
| Shell Base Material                         | Brass                         |
| Circular Connector Insulation Material Type | Low Fire Hazard Thermoplastic |
| Hermetically Sealed                         | Yes                           |

Contact Features

|                                 |     |
|---------------------------------|-----|
| Contact Current Rating (Max)    | 2 A |
| Circular Connector Contact Type | Pin |

Mechanical Attachment

|                         |                            |
|-------------------------|----------------------------|
| Connector Mounting Type | Cable Mount (Free-Hanging) |
| Polarization Code       | A                          |
| Mating Alignment Type   | Keyed                      |
| Mating Retention        | With                       |

Dimensions

|                                      |            |
|--------------------------------------|------------|
| Compatible Insulation Diameter Range | 5.5 – 9 mm |
|--------------------------------------|------------|

Usage Conditions

|                             |                           |
|-----------------------------|---------------------------|
| IP Dust Sealing Level       | 6                         |
| IP Water Sealing Level      | IP67                      |
| Operating Temperature Range | -40 – 85 °C[-40 – 185 °F] |

Operation/Application

|                     |            |
|---------------------|------------|
| Durability Rating   | 250 Cycles |
| Circuit Application | Signal     |
| Shielded            | Yes        |

Industry Standards

|                        |          |
|------------------------|----------|
| UL Flammability Rating | UL 94V-0 |
|------------------------|----------|

Packaging Features

|                    |   |
|--------------------|---|
| Packaging Quantity | 1 |
|--------------------|---|



Other

|                   |     |
|-------------------|-----|
| Field Serviceable | Yes |
|-------------------|-----|

Product Compliance

For compliance documentation, visit the product page on TE.com>

|   |  |
|---|--|
| EU RoHS Directive 2011/65/EU                  | Compliant with Exemptions  |
| EU ELV Directive 2000/53/EC                   | Not Yet Reviewed   |
| China RoHS 2 Directive MIIT Order No 32, 2016 | Restricted Materials Above Threshold   |
| EU REACH Regulation (EC) No. 1907/2006        | Current ECHA Candidate List: JUNE 2023 (235)<br>Candidate List Declared Against: JUNE 2023 (235)<br>SVHC > Threshold:<br>Pb (3.5% in Component Part)<br><b>Article Safe Usage Statements:</b><br>Do not eat, drink or smoke when using this product. Wash thoroughly after handling. Recycle if possible and dispose of the article by following all applicable governmental regulations relevant to your geographic location. |
| Halogen Content                               | Low Halogen - Br, Cl, F, I < 900 ppm per homogenous material. Also BFR/CFR/PVC Free  |
| Solder Process Capability                     | Not reviewed for solder process capability   |

Product Compliance Disclaimer

This information is provided based on reasonable inquiry of our suppliers and represents our current actual knowledge based on the information they provided. This information is subject to change. The part numbers that TE has identified as EU RoHS compliant have a maximum concentration of 0.1% by weight in homogenous materials for lead, hexavalent chromium, mercury, PBB, PBDE, DBP, BBP, DEHP, DIBP, and 0.01% for cadmium, or qualify for an exemption to these limits as defined in the Annexes of Directive 2011/65/EU (RoHS2). Finished electrical and electronic equipment products will be CE marked as required by Directive 2011/65/EU. Components may not be CE marked. Additionally, the part numbers that TE has identified as EU ELV compliant have a maximum concentration of 0.1% by weight in homogenous materials for lead, hexavalent chromium, and mercury, and 0.01% for cadmium, or qualify for an exemption to these limits as defined in the Annexes of Directive 2000/53/EC (ELV). Regarding the REACH Regulation, the information TE provides on SVHC in articles for this part number is based on the latest European Chemicals Agency (ECHA) 'Guidance on requirements for substances in articles' posted at this URL: <https://echa.europa.eu/guidance-documents/guidance-on-reach>

Compatible Parts



TE Part # 1-2314097-1  
M12 CRIMP CONTACT PIN 0.8MM  
AWG22/AWG24



TE Part # 1-2823557-1  
CRIMP TOOL FOR CRIMP FLANGE  
/SLEEVE




TE Part # 1-2823560-1  
ASSEMBLY TOOL HANDLE FOR  
CRIMP FLANGE



TE Part # 1-2823561-1  
UNIVERSAL INSERT (ALL M12 CODES)





TE Part # CAT-M1-M1  
M12 Assembly Tooling



TE Part # CAT-R131-IN722  
Crimp Insert for Use with 1-2823557-1




TE Part # 601966-1  
CRIMPING TOOL M22520/2-01



TE Part # 601967-1  
CRIMPING TOOL M22520/1-01

Also in the Series

M12 Rail PG Clamp



Standard Circular Connectors(22)


Customers Also Bought



TE Part #1-2314097-2  
M12 Crimp Contact for A8 Code



TE Part #1-2308323-2  
M12 A-CODED F-8 CAB GLAND  
CONECTR FEMALE



TE Part #5745563-1  
HD KIT, SCREWLOCK FEMALE

Documents

Product Drawings

M12 A-CODE M-8 CABLE GLAND CONECTR MALE

English

CAD Files

Customer View Model

ENG\_CVM\_CVM\_1-2312547-2\_B.3d\_stp.zip

English

Customer View Model

ENG\_CVM\_CVM\_1-2312547-2\_B.2d\_dxf.zip

English

Customer View Model

ENG\_CVM\_CVM\_1-2312547-2\_B.3d\_igs.zip

English

3D PDF



3D

By downloading the CAD file I accept and agree to the [Terms and Conditions](#) of use.

Datasheets & Catalog Pages

M12 Rail Straight Connector

English