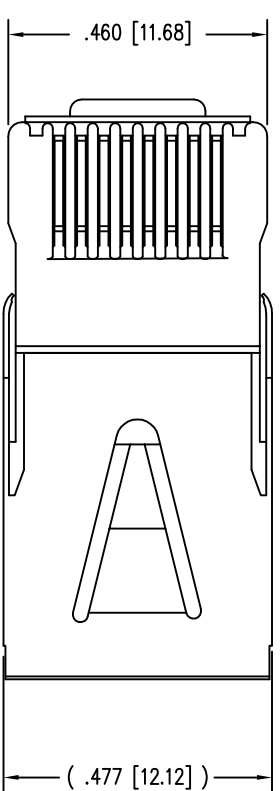
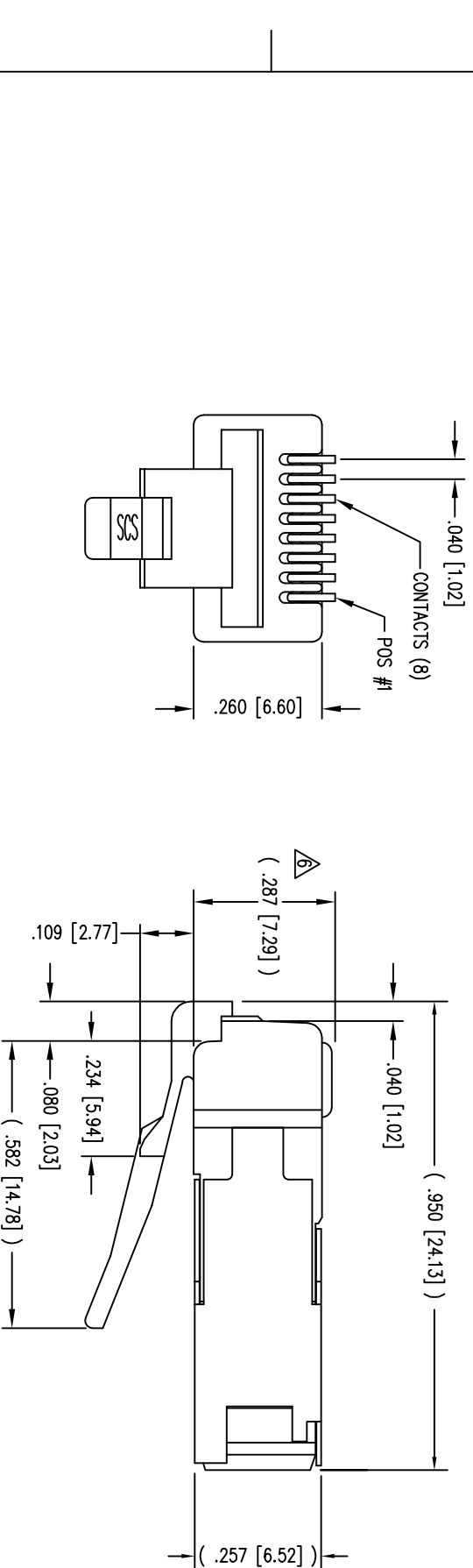


DATE	REV	EON	APP'D. BY
2-7-08	A0	8352	TRM
2-14-11	A1	9128	TRM
5-23-12	A2	9477	SMN

B




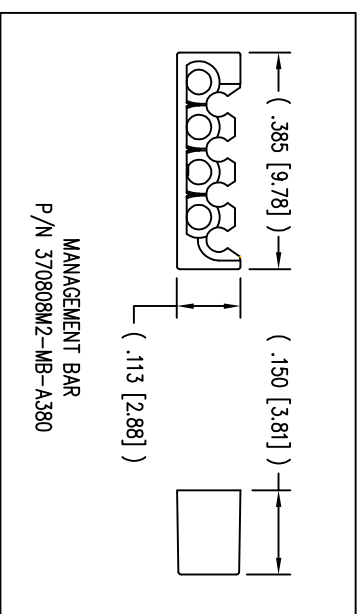
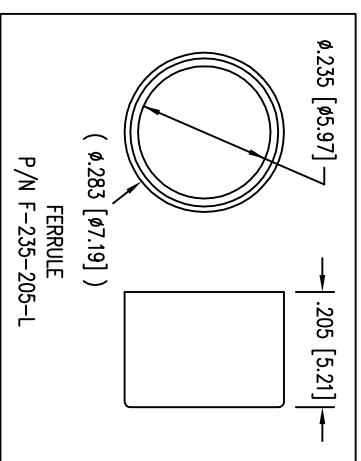
B



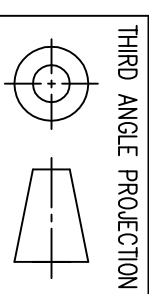
- NOTES:
- 1- PLUG KIT CONSISTS OF :  
PRE-INSERTED PLUG HOUSING & SHIELD  
MANAGEMENT BAR  
FERRULE
  - 2- MATERIALS :  
FRONT HOUSING PLASTIC : CLEAR POLYCARBONATE, UL 94-V0  
MANAGEMENT BAR : CLEAR POLYCARBONATE, UL 94-V0  
SHIELD : TIN PLATED BRASS  
CONTACTS : PHOSPHOR BRONZE, SELECTIVE GOLD PLATING  
FERRULE : NICKEL OR TIN PLATED BRASS
  - 3- CONTACTS TERMINATE STRANDED & SOLID CONDUCTORS UP TO .042 [1.07] OUTSIDE DIAMETER OF INSULATION.
  - 4- FOR PRODUCT SPECIFICATION SEE PRO26-01.
  - 5- DIMENSIONS AND TOLERANCES COMPLY WITH TIA-1096 STANDARD.
  - 6- TERMINATED PLUG HEIGHT: .237 [6.02] ±.005 [0.13]
  - 7- DESIGNED FOR CATEGORY 5/5e APPLICATIONS.

A

A



BULK	50 MICRO-INCHES [1.27um]	943-SP-370808SM2-A411
PACKAGE	CONTACT PLATING IN MATING AREA	PART NUMBER



**Bel Stewart Connector**  
 11118 Susquehanna Trail South  
 Glen Rock, PA 17327-9199  
 (717) 235-7512 Fax: (717) 235-7954  
<http://www.stewartconnector.com>

DO NOT SCALE DRAWING DRAWING IS SUBJECT TO CHANGE WITHOUT NOTICE	THIS DRAWING AND THE SUBJECT MATTER SHOWN THEREON ARE CONFIDENTIAL, AND THE PROPRIETARY PROPERTY OF BEL STEWART CONNECTOR AND SHALL NOT BE REPRODUCED, COPIED, OR USED IN ANY MANNER WITHOUT PRIOR WRITTEN CONSENT OF BEL STEWART CONNECTOR. THIS PRODUCT MAY BE PROTECTED BY ONE OR MORE OF THE FOLLOWING US PATENTS: 5628647 6402559 6409533 6524728 7753717 8033863 OTHER PATENTS MAY BE PENDING.	DRN BY: TRM	DATE: 2-7-08
DIMENSIONS: INCHES [METRIC]		APP'D BY: DHG	DATE: 2-7-08
UNLESS OTHERWISE SPECIFIED TOLERANCES ARE ±.005 [0.13] ANGLES ARE ± 1°	SHEET NO. 1 OF 1	DWG NO. CT370024	REV. A2