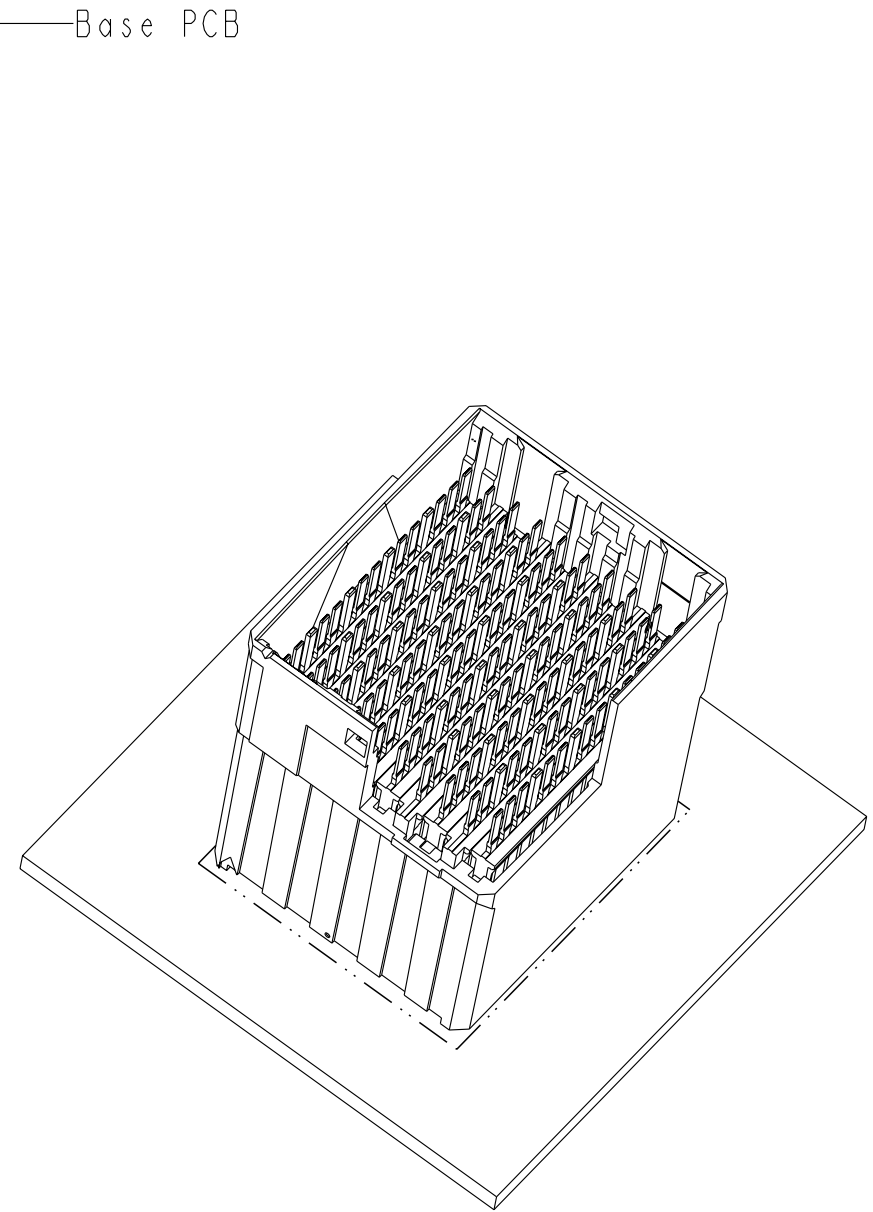
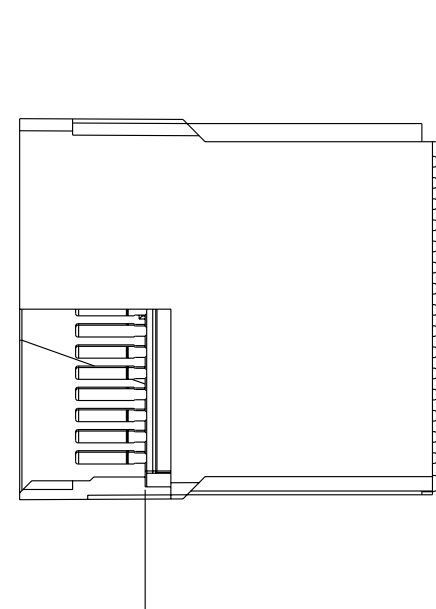
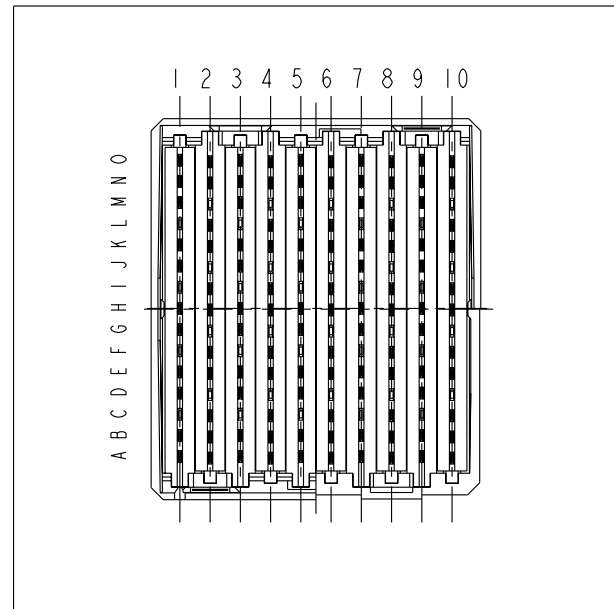
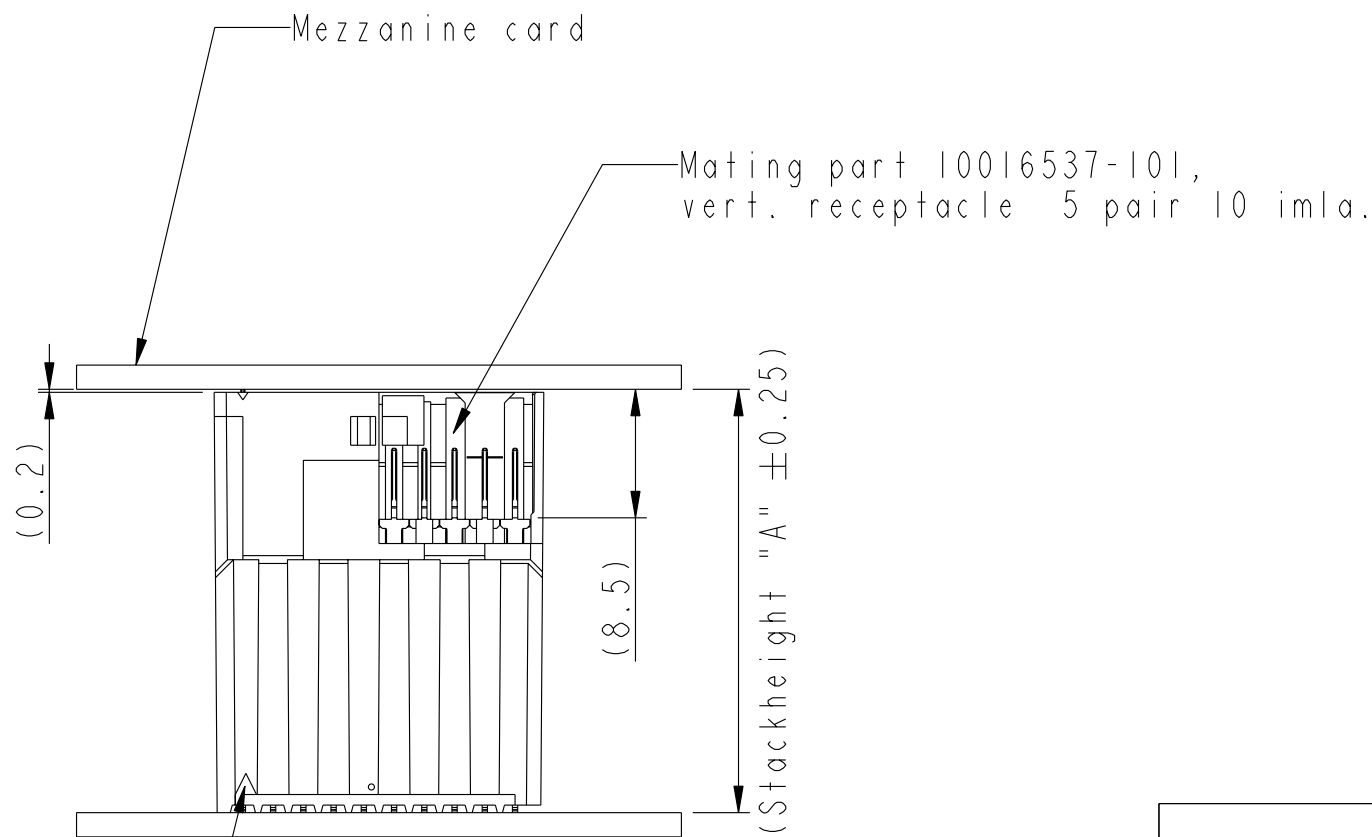


PART NUMBER:
SEE TABLE SHEET 2



(Mating level "B" ± 0.15)

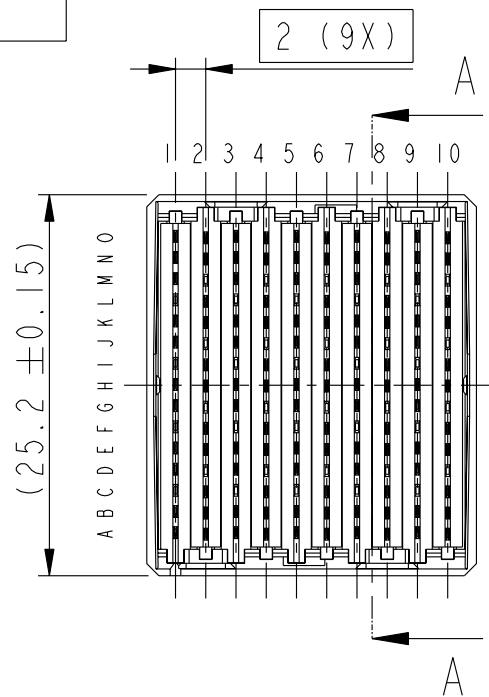


External reference for pin 1

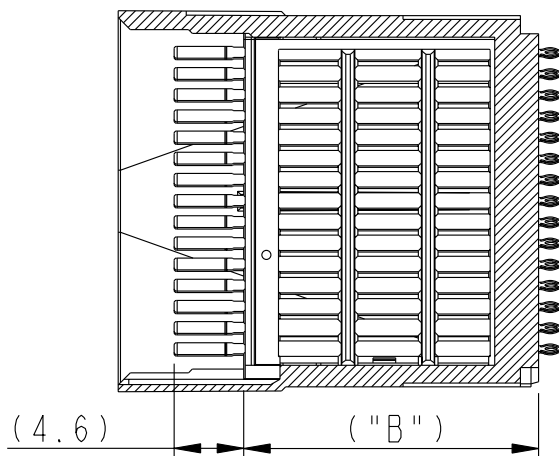
rev	ecn no	dr	date
A	H06-0012	RWE	2006-02-06
B	H06-0105	RWE	2006-06-20
C	S06-0307	DT	2006-09-12
D	S07-0112	DT	2007-04-13
E	S07-0169	DT	2007-05-18
-	-	-	-
-	-	-	-

www.fciconnect.com			surface <input checked="" type="checkbox"/>	tolerance std	projection	MM
				ISO 406 ISO 1101		
			TOLERANCES UNLESS OTHERWISE SPECIFIED			A3
Dr	P. Poorter	2005-05-09	ANGULAR	0.X	\pm	
Eng	D. Tan	2007-05-18	LINEAR	0.XX	\pm	
Chr	D. Tan	2007-05-18	0° \pm °	0.XXX	\pm	ECN
Appr	Joey Ng	2007-05-18	Product family		AirMax VS	Spec ref
			Title		AirMax VS Mezzanine Vhdrs Assy	
			dwg no		10056246	
			Rev.		E	
			catalog no		CUSTOMER	
			sheet 1 of 4			

PART NUMBER:
SEE TABLE



View without protection cover



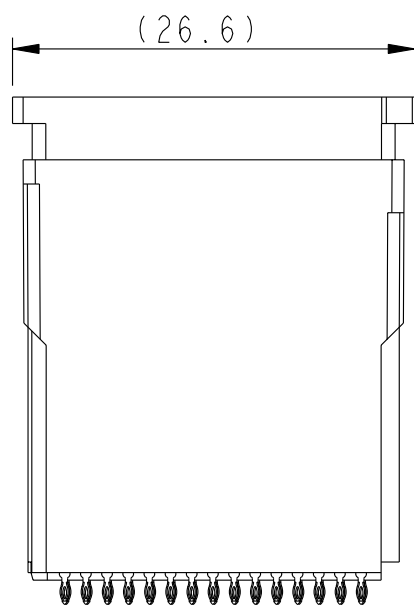
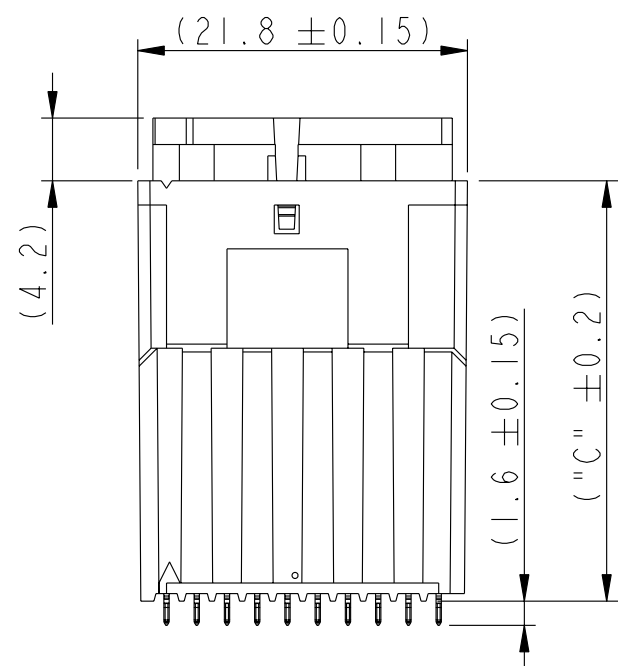
SECTION A-A

Triangle indicates position A1. See note 10

See note 11

See Note 12

P/N Marking Area



**Not all stack height have been tooled up. For product availability, please check FCI website.

PRODUCT P/N**	SYSTEM STACK HEIGHT "A"	MATING LEVEL "B"	CONNECTOR HEIGHT "C"
10056246-101ILF	14	5.5	13.8
10056246-102ILF	16	7.5	15.8
10056246-103ILF	18	9.5	17.8
10056246-104ILF	20	11.5	19.8
10056246-105ILF	22	13.5	21.8
10056246-106ILF	24	14.5	23.8
10056246-107ILF	26	17.5	25.8
10056246-108ILF	28	19.5	27.8
10056246-109ILF	30	21.5	29.8
10056246-110ILF	25	16.5	24.8

P/N: 10056246-XYZA LF

LF: Lead free product (see note 7)

Protection cover, 1 = present (std); 0 = not present

Stack height, see table

Plating: 1=Telcordia CO 4 GAS



title AirMax VS Mezzanine Vhdrs Assy
Press-fit, 10 Imla, 2mm, 150 Pos
catalog no -

dwg no

10056246

Rev.
E

CUSTOMER

sheet 2 of 4

A

B

C

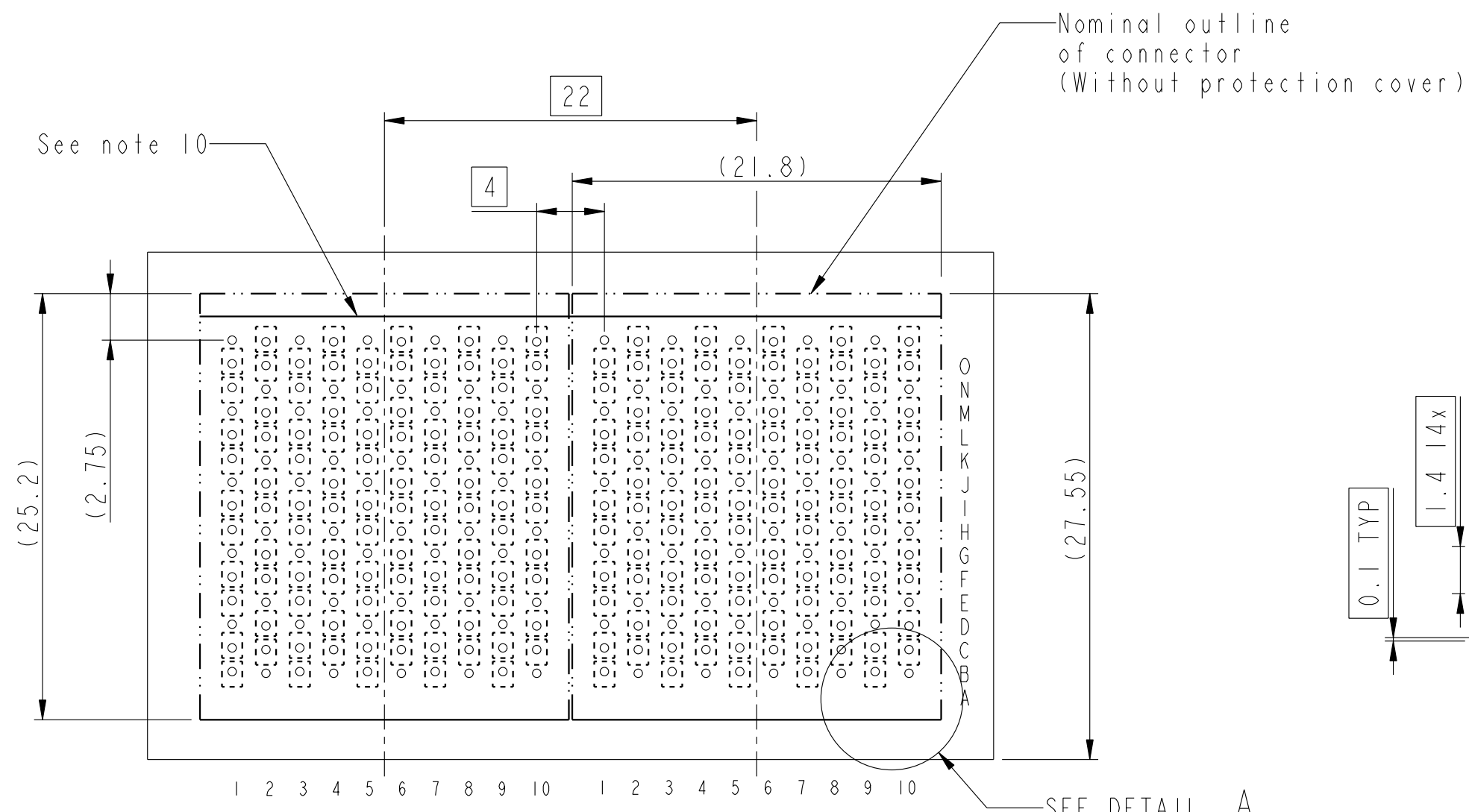
D

A

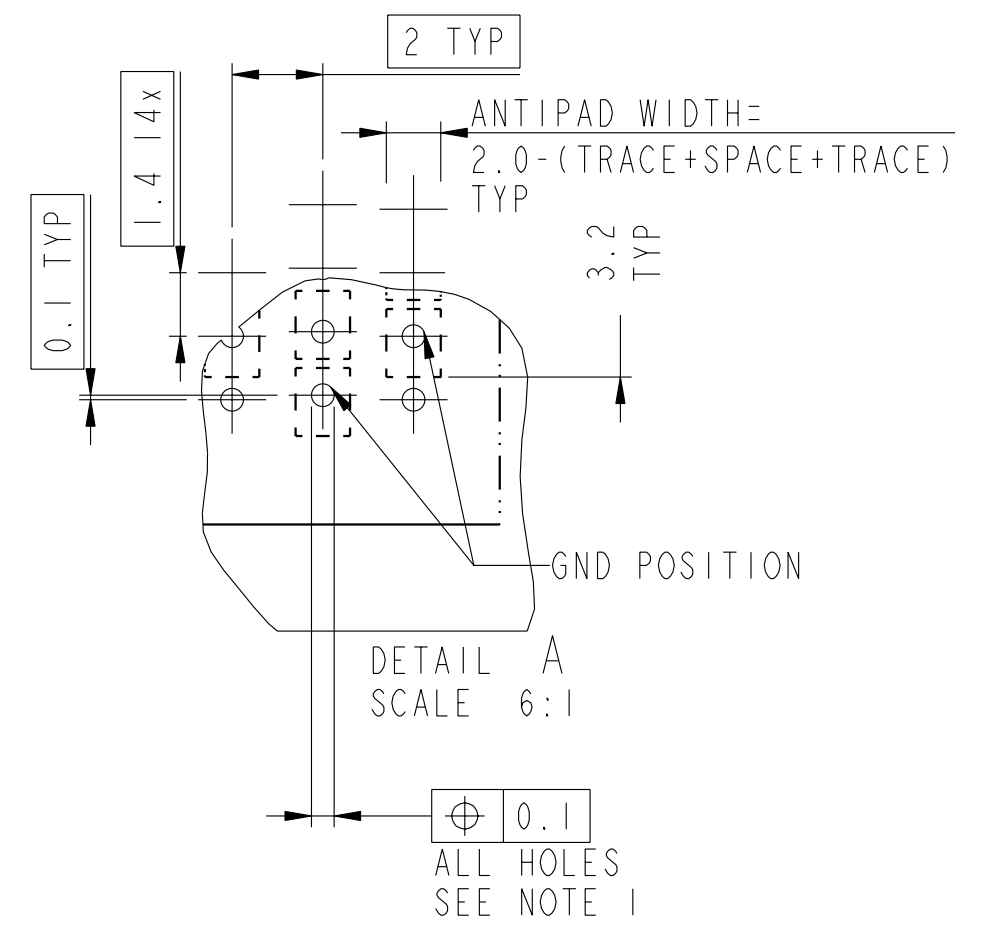
B

C

D

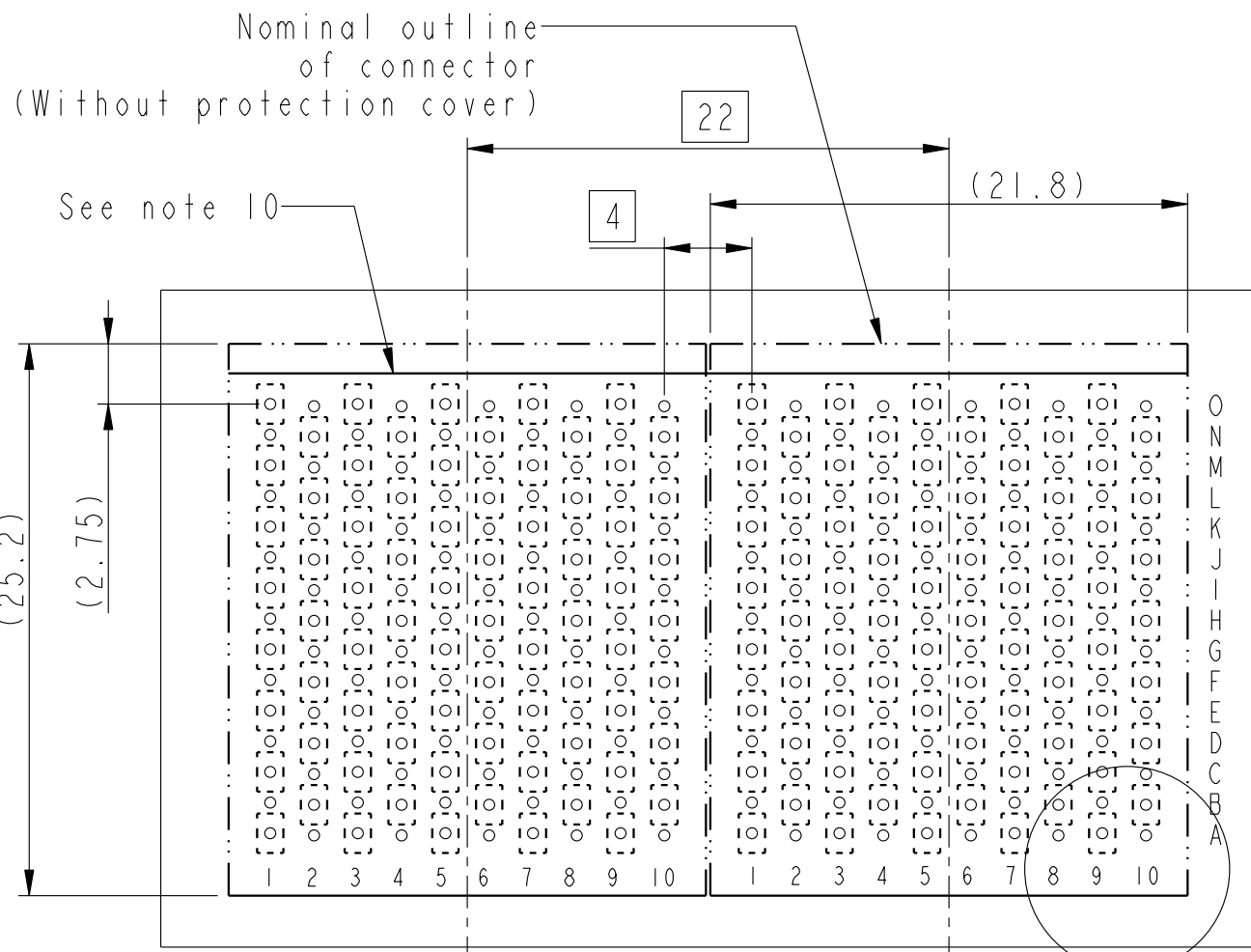


RECOMMENDED PCB LAYOUT HEADER
FOR DIFFERENTIAL APPLICATIONS
COMPONENT SIDE
(TWO ADJACENT FOOTPRINTS SHOWN)



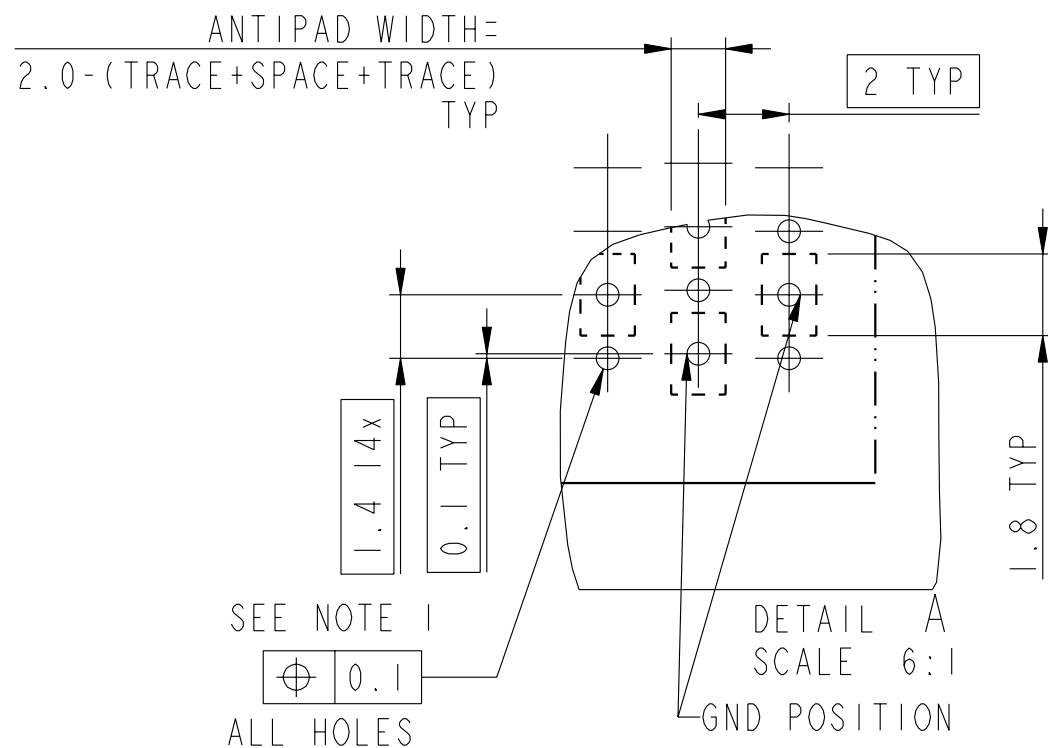
Copyright FCI.

	Title AirMax VS Mezzanine Vhdrs Assy Press-fit, 10 Imla, 2mm, 150 Pos	dwg no 10056246	Rev. E
	catalog no -	CUSTOMER	sheet 3 of 4



RECOMMENDED PCB LAYOUT HEADER
FOR SINGLE ENDED APPLICATIONS
COMPONENT SIDE
(TWO ADJACENT FOOTPRINTS SHOWN)

SEE DETAIL A



NOTES:

- Connector materials:
Housing: High temp thermoplastic, natural, UL94-V0
Protection cover: High temp thermoplastic, black, UL94-V0
Overmold plastic: High temp thermoplastic, black, UL94-V0
Contact: Copper alloy
- Contact plating:
Separate Interface: Performance-based plating, qualified to meet the requirements of FCI product specification GS-12-239, including telcordia GR-1217-CORE (November 1995) central office
Press-fit tails: Pure tin over nickel
- Product specification: GS-12-379
- Application specification: GS-20-069
Flat rock insertion into PCB by pushing on top of surface protection cover.
- Product marking (Partnumber, lotcode).
- See customer drawing 10045979 for information on PCB hole.
- Lead free partnumbers meet the European Union Directives and other country regulations as described in GS 22-008.
- The housing should withstand exposure to 260° peak temperature for 40 seconds in a convection, reflow or vapour phase reflow oven.
- Packaging specification GS-14-1087 meets GS-14-920 lead free labeling specification.
- Cut-out of connector at opposite side of position AI indicator. It is recommended to print this visible line on the PCB to indicate proper orientation. Other visible polarisation marks are AI indicator and printing side.
- Gripping feature to remove protection cover by standard pliers.
- Gripping feature to remove protection cover by fingers.

	Title AirMax VS Mezzanine Vhdrs Assy Press-fit, 10 Imla, 2mm, 150 Pos	dwg no 10056246	Rev. E
	catalog no -	CUSTOMER	sheet 4 of 4