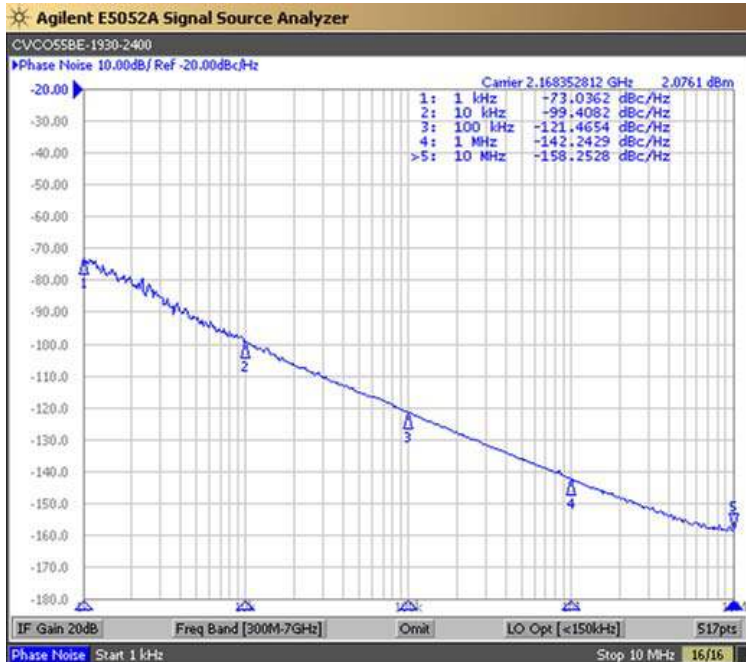


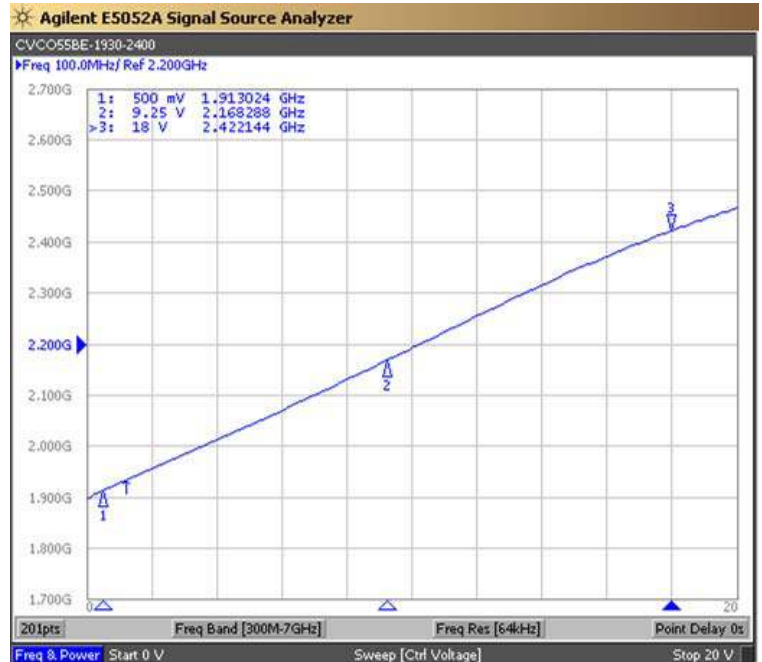


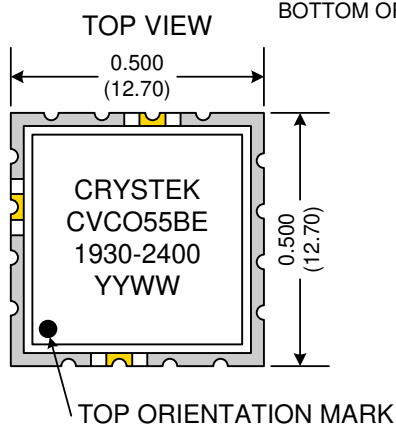
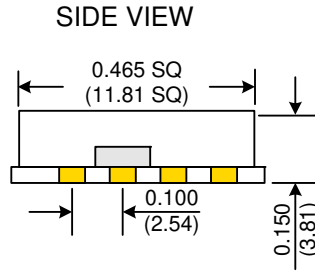
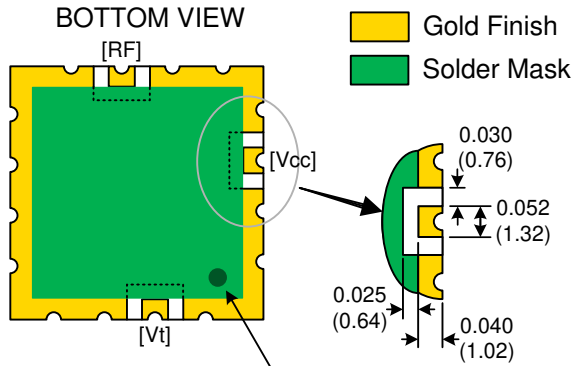
PERFORMANCE SPECIFICATION	MIN	TYP	MAX	UNITS
Lower Frequency:			1930	MHz
Upper Frequency:	2400			MHz
Tuning Voltage:	0.5		18.0	VDC
Supply Voltage:	7.6	8.0	8.4	VDC
Output Power:	-3.0	0	+3.0	dBm
Supply Current:			35	mA
Harmonic Suppression (2 <sup>nd</sup> Harmonic):		-15		dBc
Pushing:		1.0	2.0	MHz/V
Pulling, all Phases:		2.5	5.0	MHz pk-pk
Tuning Sensitivity:		40		MHz/V
Phase Noise @ 10kHz offset:		-100	-97	dBc/Hz
Phase Noise @ 100kHz offset:		-120	-117	dBc/Hz
Load Impedance:		50		$\Omega$
Input Capacitance:			27	pF
Operating Temperature Range:	-40		+85	$^{\circ}$ C
Storage Temperature Range:	-45		+90	$^{\circ}$ C

Phase Noise (1 Hz BW, Typical)

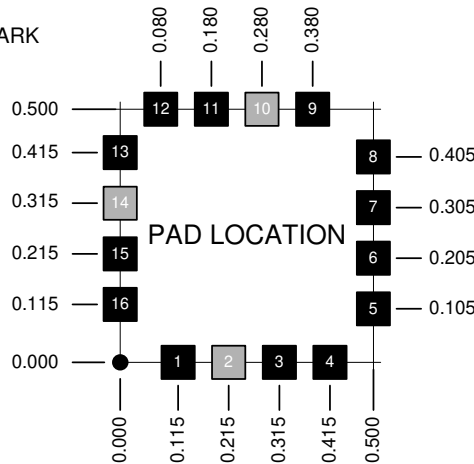


Tuning Curve (Typical)





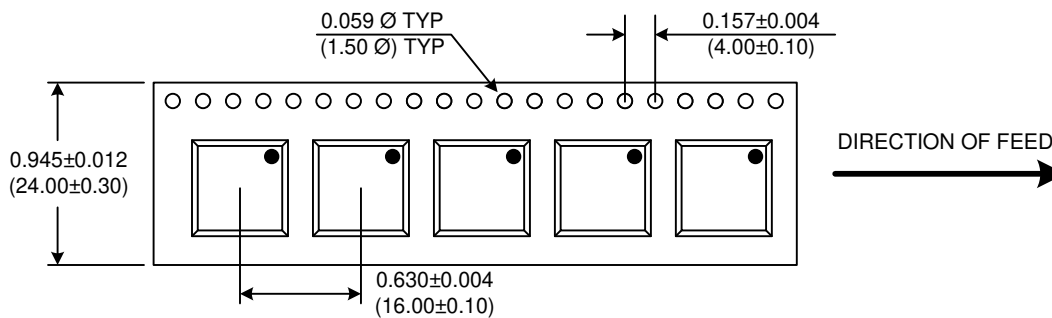
BOTTOM ORIENTATION MARK



Pad	Connection
2	Vt
10	RF-OUTPUT
14	Vcc
Others	GROUND

- Unless otherwise specified, Dimensions are in:  $\frac{IN}{(mm)}$
- Pad Location Dimensions are in: Inches

**TAPE AND REEL**



Drawing not to scale

**Product Control:**

Crystek Part Number:	CVCO55BE-1930-2400	Release Date:	25-Feb-2014
Revision Level:	G	Responsible:	C. Vales

Specification is subject to change without notice