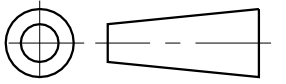


		0,2	0,35	0,5	1,0	
		0,5	0,75	1,0	1,5	

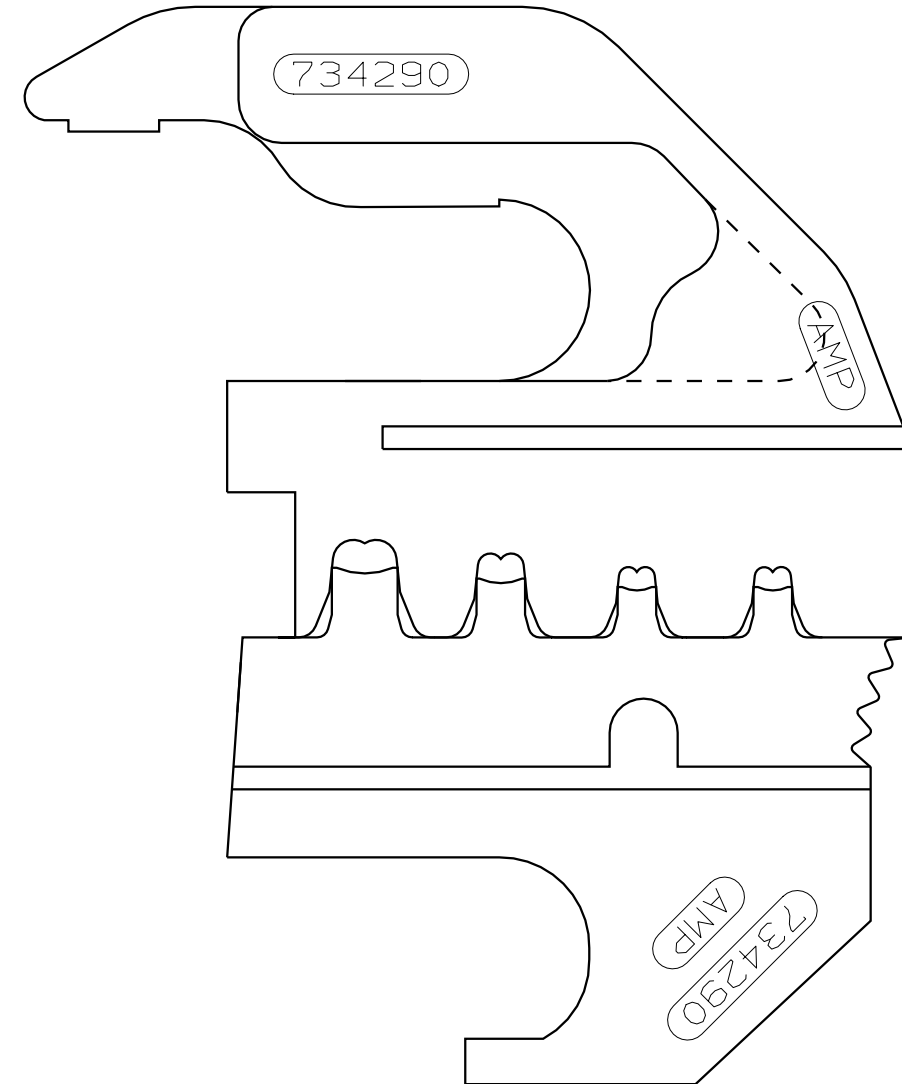
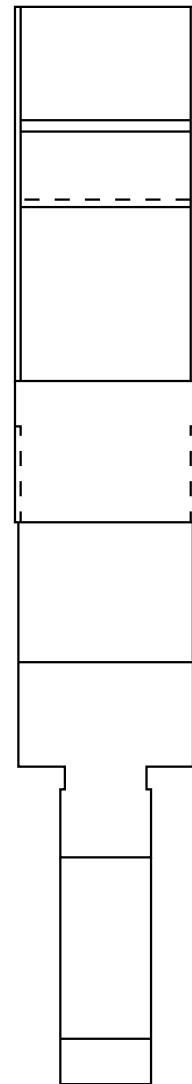
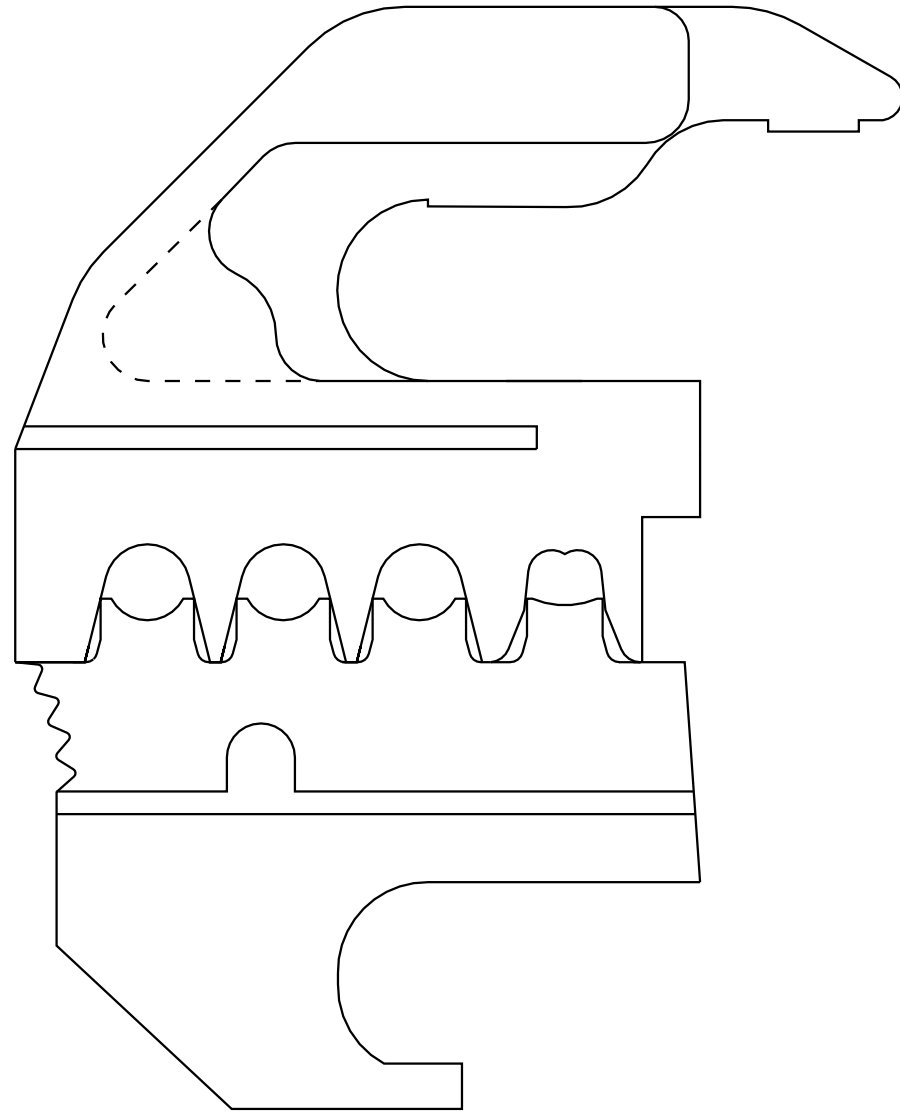
DO NOT SCALE
DIMENSIONS IN mm

METRIC

THIRD ANGLE
PROJECTION



NOTE: INCL. LOCATOR PN.734290-1



DIE SET	CONT PN	WIRE RANGE	INSUL RANGE
734290-0	929951	0,2-0,5	ø1,6 MAX
	929927	0,35-0,75	ø1,9 MAX
	929953	0,5-1,0	ø2,0 MAX
	929955	1,0-1,5	ø2,3 MAX

	BLACK FINISH	STEEL MATERIAL	734290-0 PARTNUMBER
CUSTOMER DRAWING FOR REFERENCE ONLY WILL NOT BE UPDATED	AMP		AMP-HOLLAND B.V. 's-Hertogenbosch, The Netherlands.
	THIS DRAWING IS UNPUBLISHED RELEASED FOR PUBLICATION 1989		
© COPYRIGHT 1989 BY AMP-HOLLAND B.V. ALL INTERNATIONAL RIGHTS RESERVED. AMP PRODUCTS MAY BE COVERED BY U.S. AND FOREIGN PATENTS AND/OR PATENTS PENDING.			
DR. P. BEIJNON	DATE 11-05-89	WIRE RANGE -	NAME DIE SET FOR MICRO TIMER
CHK. R. VOS	DATE -	INSUL. RANGE -	REV. DATE 11 05 89
APP. L.V. SOEST	DATE -	SIZE A3	SHEET 1 OF 1
		DWG. No. 734290	REV. LTR. 0

8 7 6 5 4 3 2 1

F
E
D
C
B
A