

6

5

4

3



2

1

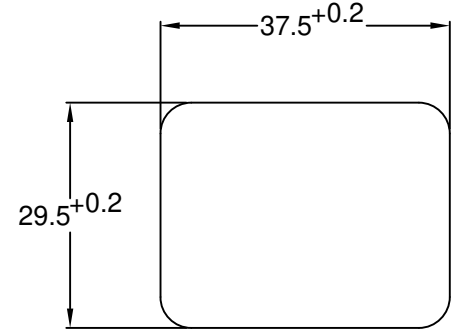
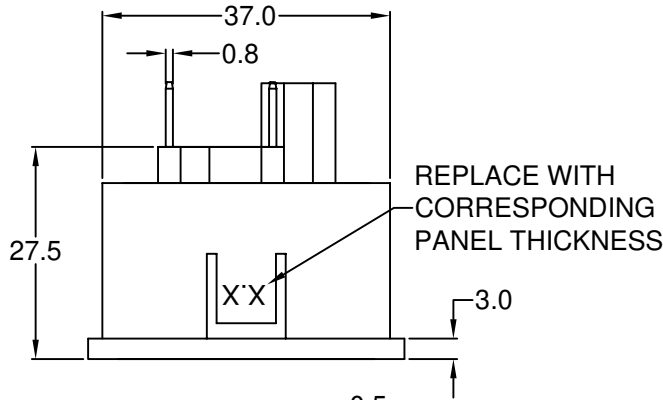
**MATERIAL AND FINISH**

Insulator: Nylon 66, UL-94V-0 rated  
Contacts: Brass, Nickel plated

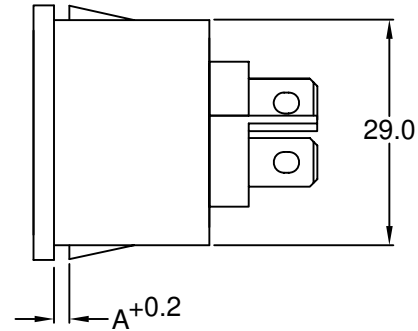
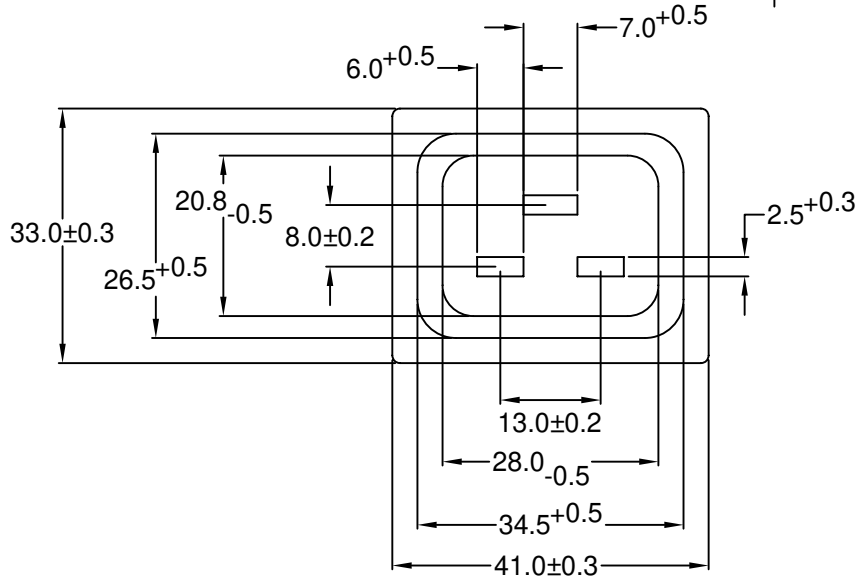
**ELECTRICAL SPECIFICATIONS:**

Current rating: 16A  \ 20A   
Voltage rating: 250 VAC  
Insulation resistance: 100 Mohm min. @ 500VDC  
Dielectric withstanding voltage: 2000VAC for one minute.

**RoHS COMPLIANT**

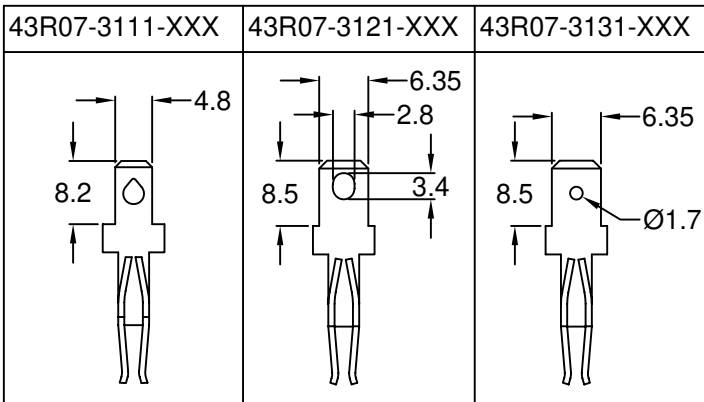


**RECOMMENDED PANEL CUTOUT**



P/N	A	MAX. PANEL THICKNESS
43R07-31X1-120	1.2	1.2
43R07-31X1-150	1.5	1.5
43R07-31X1-170	1.7	1.7
43R07-31X1-200	2.0	2.0
43R07-31X1-250	2.5	2.5

**ADDITIONAL PANEL THICKNESS AVAILABLE ON REQUEST**



TOLERANCE UNLESS OTHERWISE SPECIFIED  
X ± 1  
X.X ± 0.4  
X.XX ± 0.20

DRAWN BY	PB	DATE:	3/7/05
CHECK BY		DATE:	
APPR BY		DATE:	

**Power Dynamics, Inc.**

Phone: 973 560-0019 Whippany, New Jersey Fax: 973 560-0076

PART: 16/20A IEC 60320 APPL. OUTLET; QC  
TERMINALS; PANEL MOUNT; SNAP-IN

PART #: <b>43R07-31X1-XXX</b>		SHEET 1 of 1
SIZE: A	ALL DIMENSIONS FOR REFERENCE ONLY DIMENSIONS ARE IN MILLIMETERS	REV:
SCALE: NTS		

D

C

B

A

REVISIONS	CHNG	CHK	APPR
	CHANGE		
	DATE		
	REV		

6

5

4

3

2

1