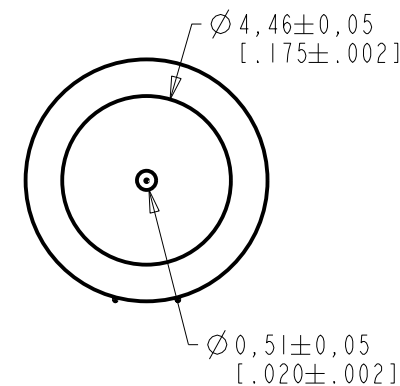
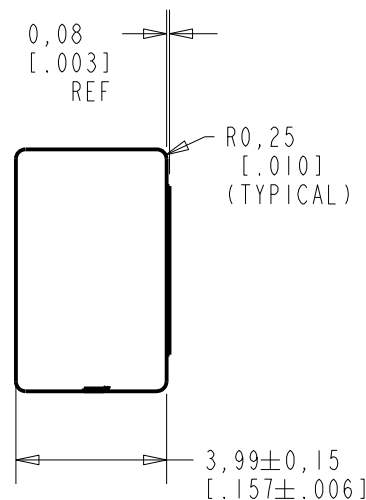
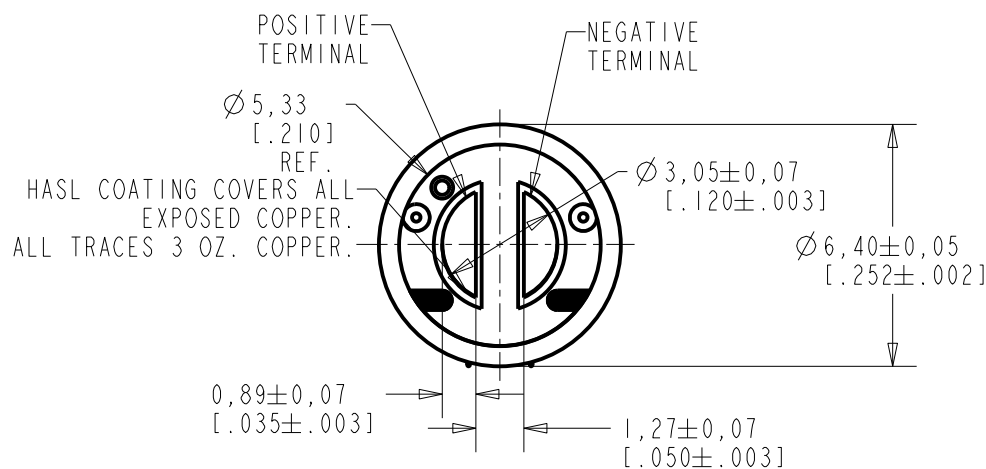


SR-31843-000

SHT 1.1

NOTES:

1 A POSITIVE GOING VOLTAGE AT THE POSITIVE TERMINAL, RELATIVE TO NEGATIVE TERMINAL, CAUSES A DECREASE IN PRESSURE AT THE SOUND OUTLET.



SCALE 2:1

NOMINAL WEIGHT  
0.26 GRAMS

DIMENSIONS IN MILLIMETERS [INCHES]

Revision	C.O. #	Implementation Date	RELEASE LEVEL	REVISION
C	CI0116443	11-20-14	Active	C
B	CI0116253	9-25-14		
A	CI0115013	8-21-13		

SCALE: 5:1		DR. BY	DATE
DO NOT SCALE DRAWING		LW	8-21-13
TITLE: RECEIVER		CK. BY	DATE
OUTLINE DRAWING		GJP	8-28-13
SR-31843-000		APP. BY	DATE
SHT 1.1		GJP	8-28-13

**KNOWLES ELECTRONICS**  
ITASCA, ILLINOIS U.S.A.

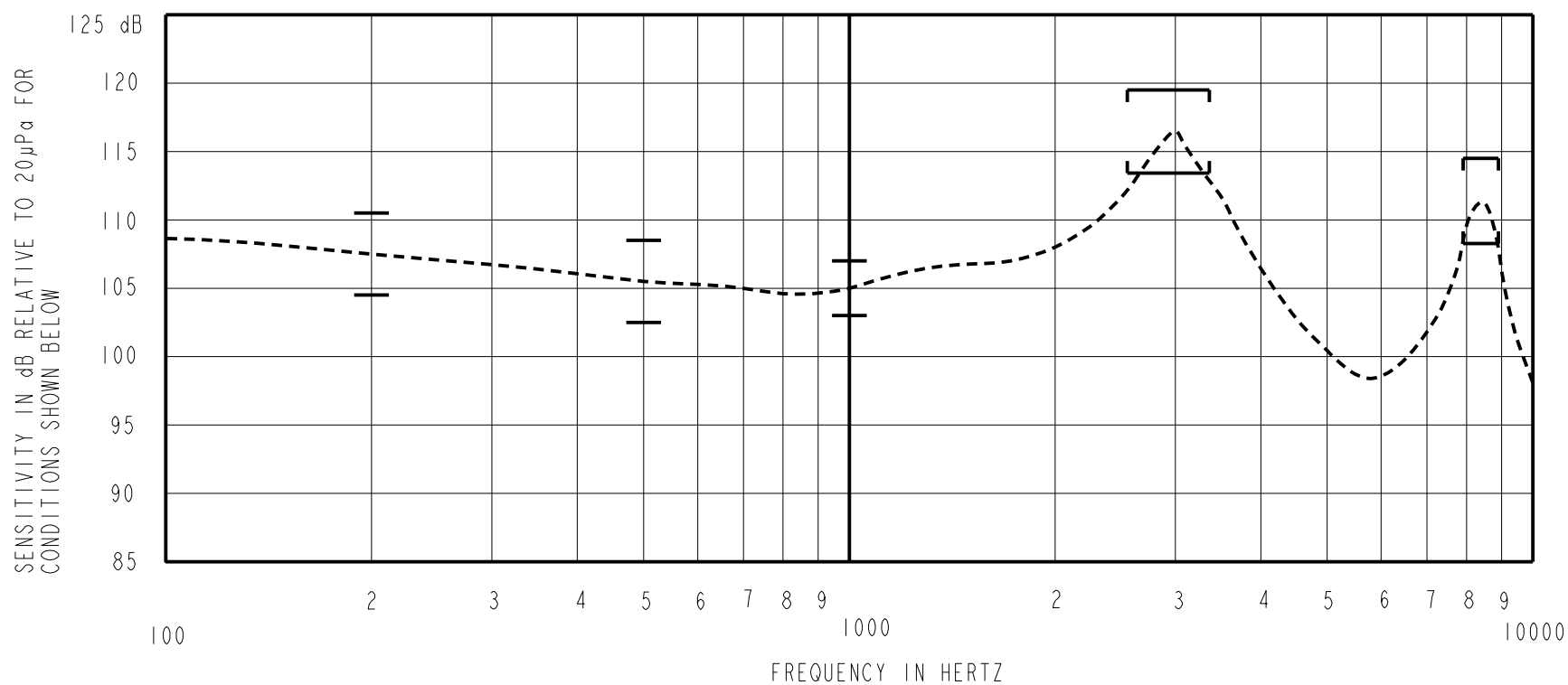
THE SIRENS SR-31843-000 IS A MAGNETIC BALANCED ARMATURE RECEIVER OPTIMIZED FOR USE IN EARPHONES.

NO DAMPING

SR-31843-000

SHEET 2.1

NOTE: SPECIFICATIONS FOLLOWED BY AN ASTERISK (\*) ARE 100 % TESTED



ACOUSTICAL

SENSITIVITY

DEVICE WILL PRODUCE THE SPL LISTED BELOW UNDER TEST CONDITIONS DESCRIBED IN TABLE 3.

NOMINAL SENSITIVITY AT 1kHz IS dB RELATIVE TO 20µPa. ALL OTHER VALUES IN dB RELATIVE TO THE SENSITIVITY AT 1kHz.

LIMIT TYPE	FREQUENCY (Hz)	MINIMUM	NOMINAL	MAXIMUM
REL	200	-0.5	+2.5	+5.5
REL	500	-2.5	+0.5	+3.5
REF	1000	-2.0	105	+2.0
PEAK	2600-3400	+8.5	+11.5	+14.5
PEAK	7900-8900	+3.5	+6.5	+9.5

TABLE 1

TOTAL HARMONIC DISTORTION

DEVICE WILL NOT EXCEED TOTAL HARMONIC DISTORTION LEVELS LISTED BELOW.

FREQUENCY (Hz)	AC DRIVE (V rms)	DC BIAS (V)	MAX (%)
1/3 PEAK (TYP. 964)	0.1	0	5
1/2 PEAK (TYP. 1446)	0.1	0	5
1/3 PEAK (TYP. 964)	0.3	0	10
1/2 PEAK (TYP. 1446)	0.3	0	10

TABLE 2

TEST CONDITIONS

NOMINAL SOURCE VOLTAGE	0.1 V rms, 0 mA DC BIAS
SOURCE IMPEDANCE	<1 Ohm
TUBING	7mm [.236"] LONG, 2.2mm [.039"] I.D.
COUPLER CAVITY	IEC 60318-4 ("711") COUPLER

TABLE 3

ELECTRICAL

DC RESISTANCE	25.0 Ohms ± 10%
IMPEDANCE @ 500 Hz	32.5 Ohms ± 15%
IMPEDANCE @ 1 KHz	46.0 Ohms ± 20%

TABLE 4

ISOLATION: CASE WILL BE ELECTRICALLY ISOLATED FROM THE COIL CIRCUIT.

MECHANICAL CHARACTERISTICS

SOLDER TYPE: SAC305 (LEAD FREE)  
 SOLDERING TEMPERATURE: 400°C FOR 2 SECONDS MAX.  
 STORAGE TEMPERATURE: -40°C TO 63°C  
 OPERATING TEMPERATURE: 0°C TO 63°C

AT EXTREME ENDS OF THE OPERATING TEMPERATURE THE SENSITIVITY WILL NOT VARY MORE THAN ±3 dB FROM ROOM TEMPERATURE

Revision	C.O. #	Implementation Date	RELEASE LEVEL	REVISION
C	C10116443	11-20-14	Active	C
B	C10116253	9-25-14		
A	C10115013	8-21-13		

<p>KNOWLES ELECTRONICS                      ITASCA, ILLINOIS U.S.A.</p>	WHEN TEST LIMITS ARE USED TO ESTABLISH INCOMING INSPECTION ACCEPTANCE/REJECTION CRITERIA, CORRELATION OF TEST EQUIPMENT WITH KNOWLES IS ALSO REQUIRED FOR ELIMINATION OF EQUIPMENT AND TEST METHOD VARIATION	DR. BY DATE LW 8-21-13
	TITLE: RECEIVER	GJP 8-28-13
	PERFORMANCE SPECIFICATION	APP. BY DATE GJP 8-28-13
	SR-31843-000 SHT 2.1	