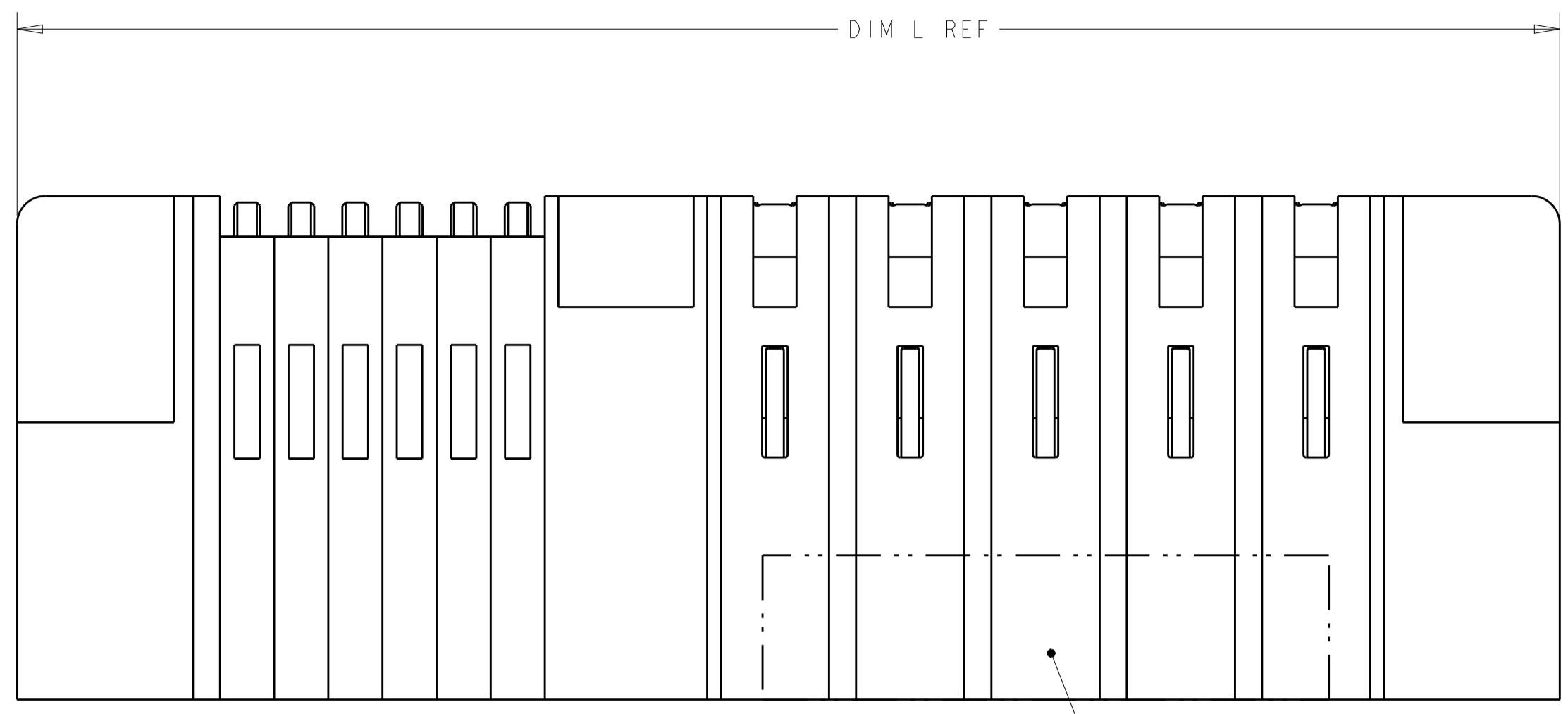
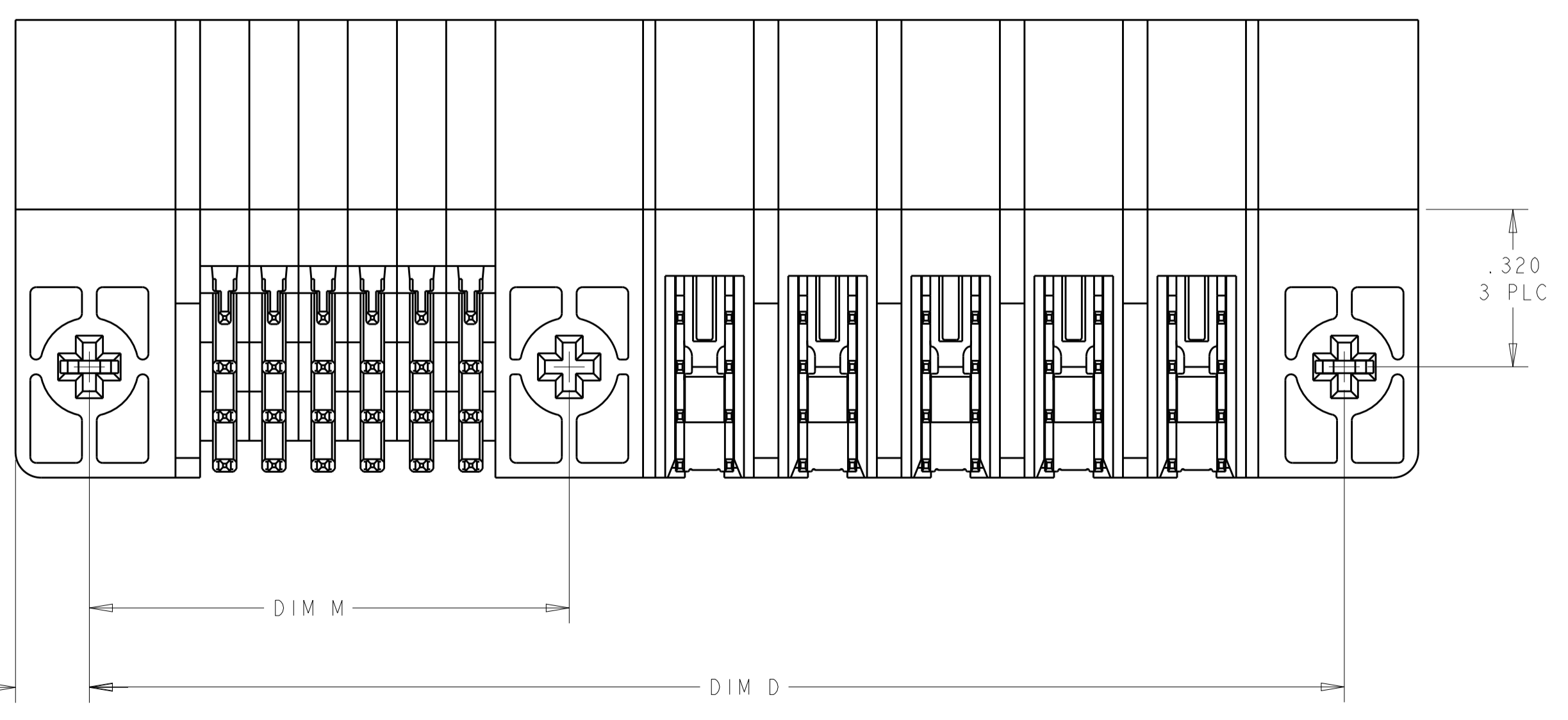
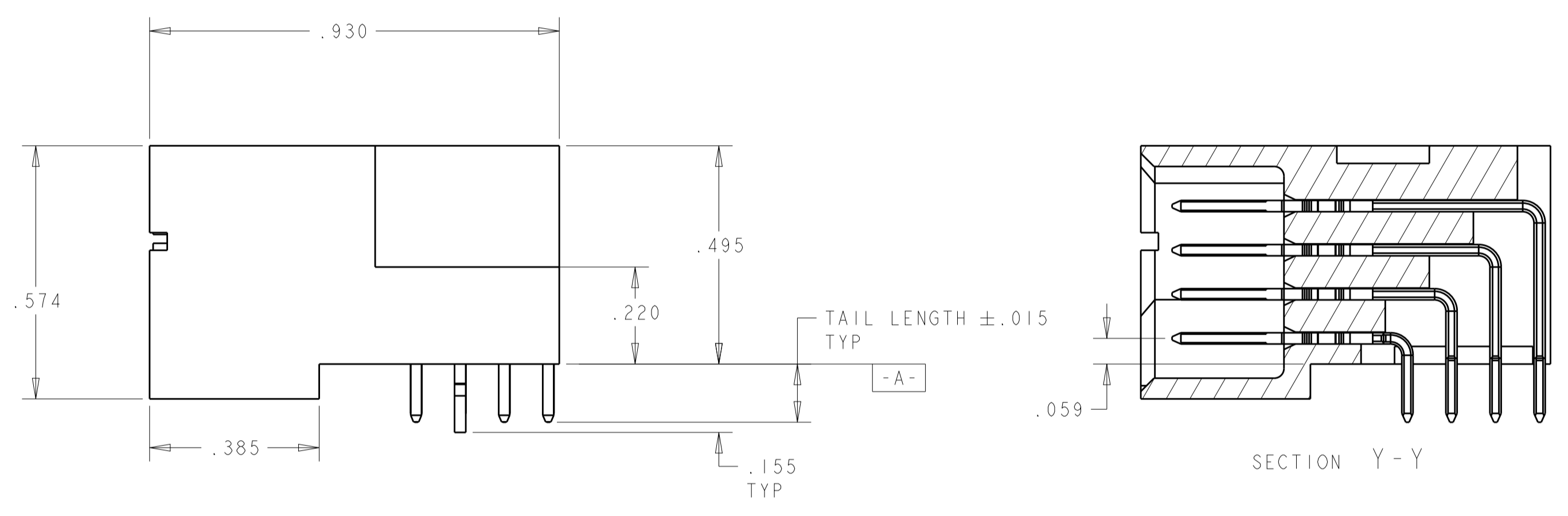
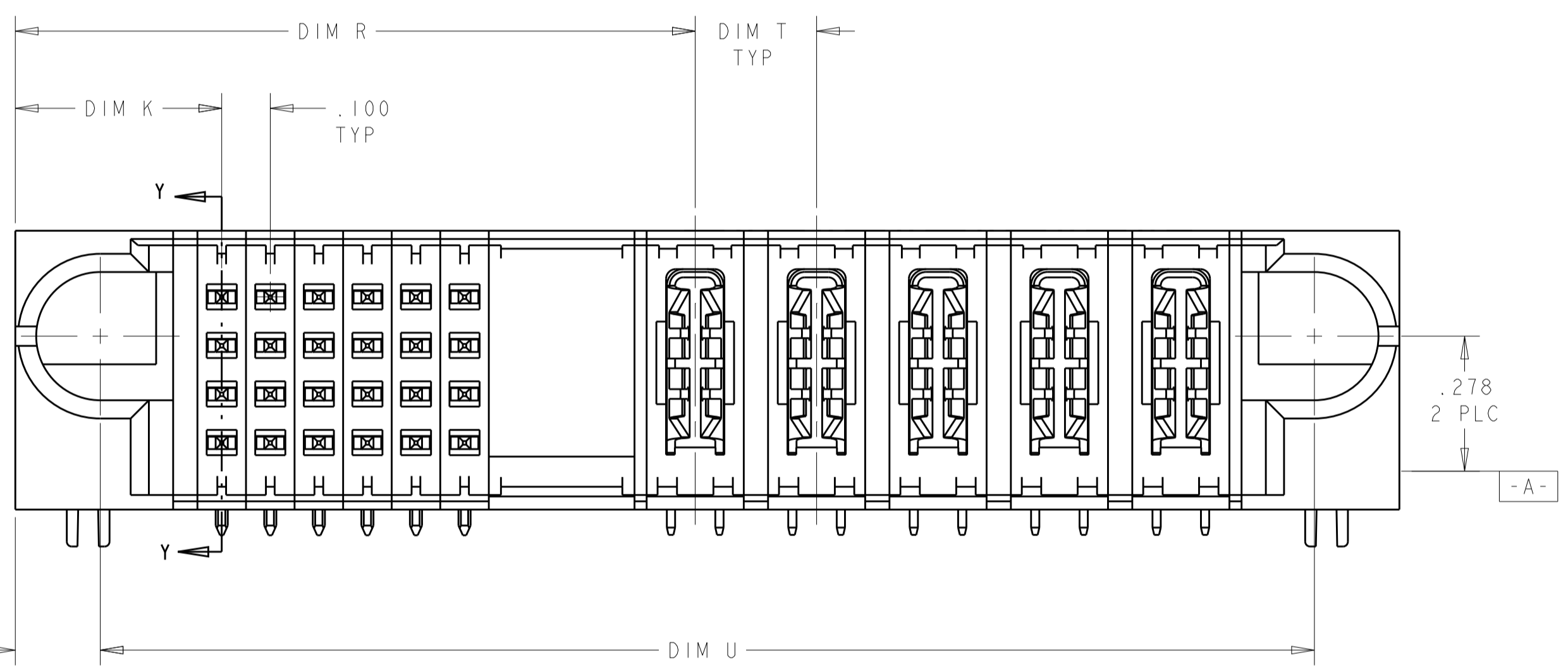


LOC		DIST		REVISIONS			
ES	00	P	LTH	DESCRIPTION	DATE	DWN	APVD
		G		ADD NEW DASH NUMBER 2-8	15DEC2014	CZ	SZ
		G1		ADD NEW DASH NUMBER 2-9	13FEB2015	CZ	SZ
		G2		REV PER ECO-17-013298	11SEP2017	WY	SZ



1. CENTER MODULE OPTION AVAILABLE
2. "AMP", PART NUMBER, AND DATECODE TO BE MARKED IN AREA SHOWN.
3. MATERIAL:
HOUSING - GLASS FILLED HIGH TEMP THERMO PLASTIC, UL94 V-0
SIGNAL CONTACT - COPPER ALLOY
POWER CONTACT - HIGH CONDUCTIVITY COPPER ALLOY
4. CONTACT PLATING:
NOBLE METAL PLATED ON THE CONTACT FUNCTIONAL AREA OF POWER AND SIGNAL CONTACTS.
5. MECHANICAL CONNECTOR KEEP OUT ZONE.
6. DATUM AND BASIC DIMENSIONS ESTABLISHED BY CUSTOMER.
7. PCB-ALL HOLE DIAMETERS ARE FINISHED HOLE SIZES.
8. PCB- .0453±.0010 DRILLED HOLES PLATED WITH .0003 MIN Sn OVER .001 TO .003 CU PLATING TO ACHIEVE A .040±.003 DIA HOLE
9. VARIABLE DIMENSION, SEE SHEET 2
10. FOR DETAIL DIMENSION ,PLEASE REFER TO TABLE



.150 REF

THIS DRAWING IS A CONTROLLED DOCUMENT.		DWN R.GRZYBOWSKI 02FEB05	TE Connectivity
DIMENSIONS: INCHES		CHK M.PERCHEKKE 02FEB05	
TOLERANCES UNLESS OTHERWISE SPECIFIED:		APVD M.PERCHEKKE	NAME
0 PLC ±.01	1 PLC ±.01	PRODUCT SPEC	RIGHT ANGLE HEADER ASSY W/GUIDES MULTI-BEAM XL
2 PLC ±.005	3 PLC ±.005	APPLICATION SPEC	
4 PLC ±.0020	ANGLES ±.2°	FINISH	
MATERIAL		WEIGHT	
		CUSTOMER DRAWING	
SCALE N/A		SHEET 1 OF 13	REV G2

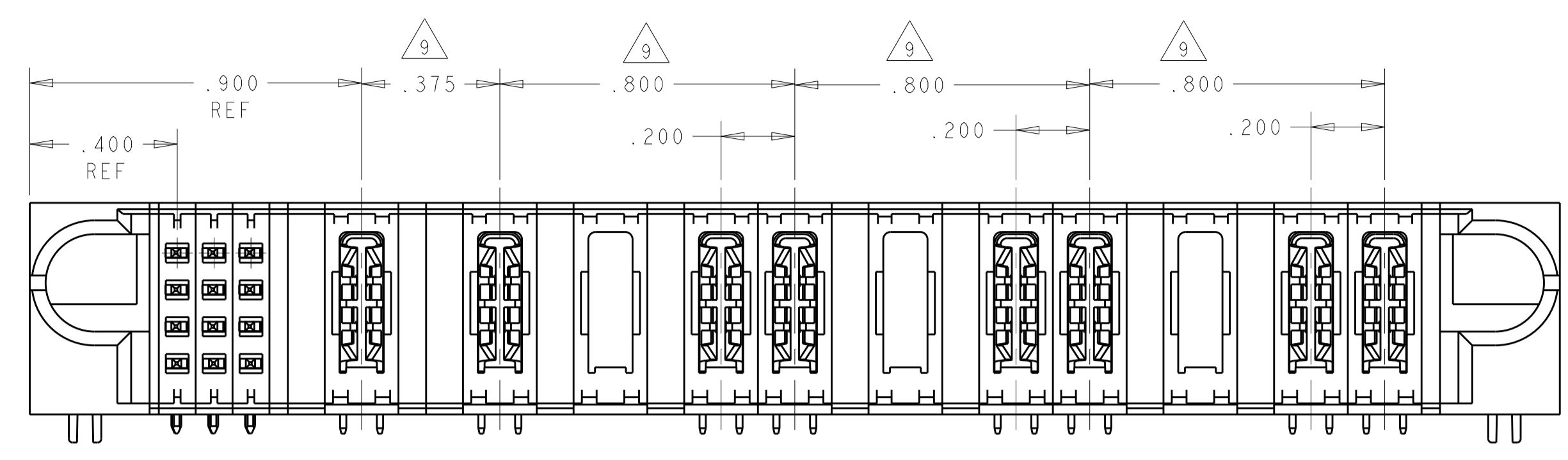
THIS DRAWING IS UNPUBLISHED. RELEASED FOR PUBLICATION 20
 © COPYRIGHT 20 TE CONNECTIVITY ALL RIGHTS RESERVED.

LOC	DIST	REVISIONS					
		P	LTN	DESCRIPTION	DATE	DWN	APVD
ES	00	-	-	SEE SHEET 1	-	-	-

DIM U	DIM T	DIM M	DIM R	DIM D	DIM K	DIM L	DESCRIPTION	PART NUMBER
1.125	-	-	-	1.175	.400	1.475	32S	3-6450121-0
.800	-	-	-	.850	.375	1.150	20S	2-6450121-9
1.875	-	-	-	1.875	.400	2.175	60S	2-6450121-8
2.950	.200	-	1.050	3.000	.375	3.300	24S + 10P	2-6450121-7
2.650	.250	-	1.050	2.700	.375	3.000	24S + 7P	2-6450121-5
2.400	.250	-	1.050	2.450	.375	2.750	24S + 6P	2-6450121-4
2.900	.250	-	1.050	2.950	.375	3.250	24S + 8P	2-6450121-3
2.000	-	-	-	2.050	.375	2.350	68S	2-6450121-2
1.100	-	-	-	1.150	.375	1.450	32S	2-6450121-1
6.075	.200	-	1.375	6.125	.375	6.425	36S + 24P	2-6450121-0
4.025	△	-	2.125	4.075	.375	4.375	60S + 8P	1-6450121-9
2.925	.200	-	1.025	2.975	.375	3.275	24S + 10P	1-6450121-8
2.400	.250	-	1.050	2.450	.375	2.750	24S + 6P	1-6450121-6
1.700	.250	-	.850	1.750	.375	2.050	16S+4P	1-6450121-5
3.325	-	-	-	3.375	.400	3.675	120S	1-6450121-3
4.400	.250	-	1.050	4.450	.375	4.750	24S + 14P	1-6450121-2
1.900	.250	-	1.050	1.950	.375	2.250	24S + 4P	1-6450121-1
1.800	.250	-	.950	1.850	.375	2.150	20S + 4P	1-6450121-0
1.800	.250	-	.950	1.850	.375	2.150	20S + 4P	6450121-4
1.850	.300	-	1.125	1.900	.375	2.200	24S + 3ACP	6450121-3
2.400	.250	-	1.050	2.450	.375	2.750	24S + 6P	6450121-2
3.800	△ ₉	-	.900	3.850	.400	4.150	12S + 11P	6450121-1

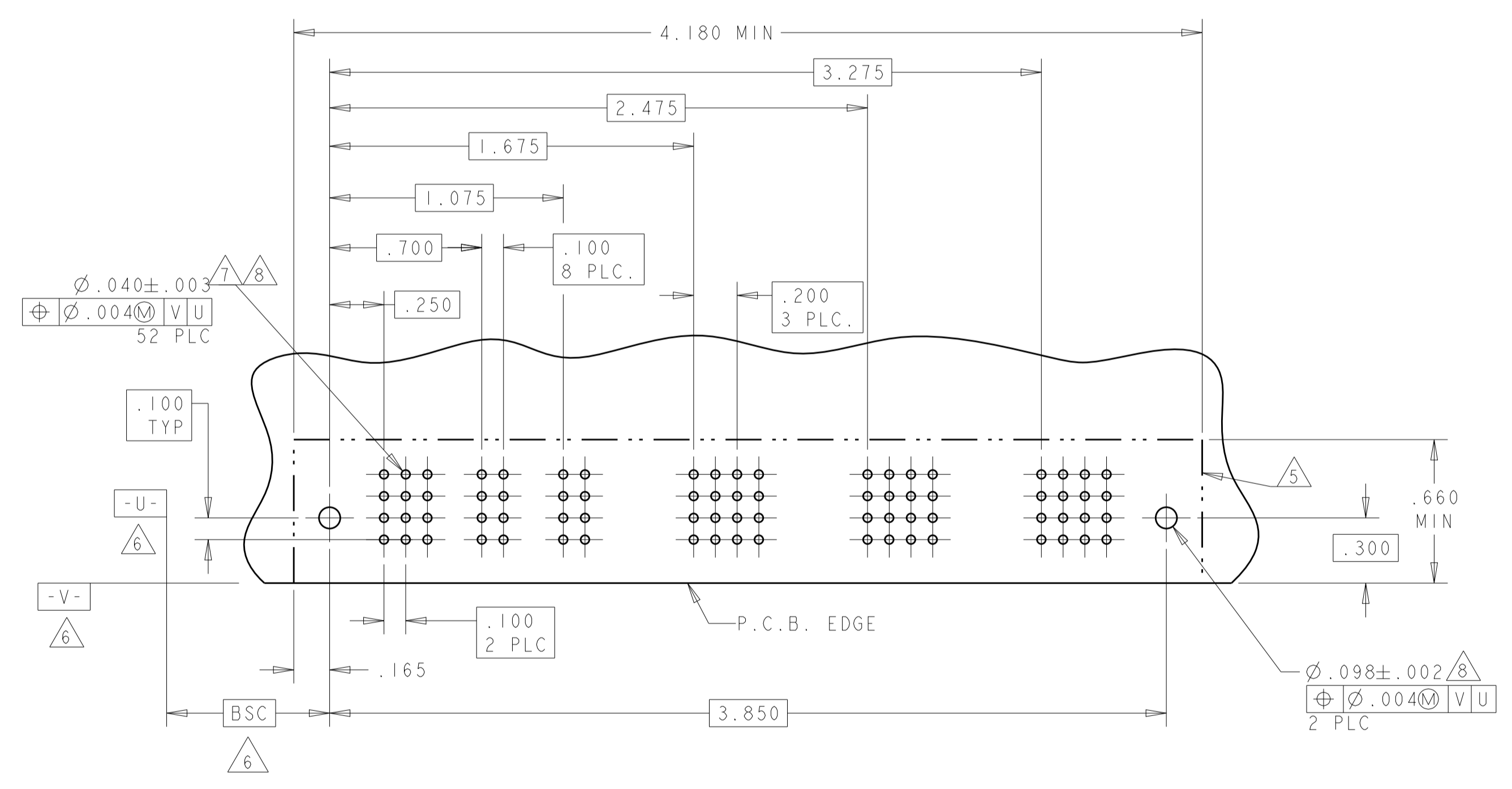
THIS DRAWING IS A CONTROLLED DOCUMENT.		DWN R. GRZYBOWSKI CHK M. PERCHERKE	02FEB05 02FEB05		TE Connectivity
DIMENSIONS: INCHES	TOLERANCES UNLESS OTHERWISE SPECIFIED:	APVD M. PERCHERKE	NAME RIGHT ANGLE HEADER ASSY W/GUIDES MULTI-BEAM XL		
	0 PLC ±. 2 PLC ±.01 3 PLC ±.005 4 PLC ±.0020 ANGLES ±.0020	PRODUCT SPEC 108-1973	APPLICATION SPEC 114-13038	SIZE A100779	CAGE CODE 6450121
MATERIAL	FINISH	WEIGHT	CUSTOMER DRAWING	SCALE N/A	SHEET 2 OF 13

LOC	DIST	REVISIONS			
ES	00	REV	DATE	BY	APPV
		1	SEE SHEET 1		



SCALE 3:1

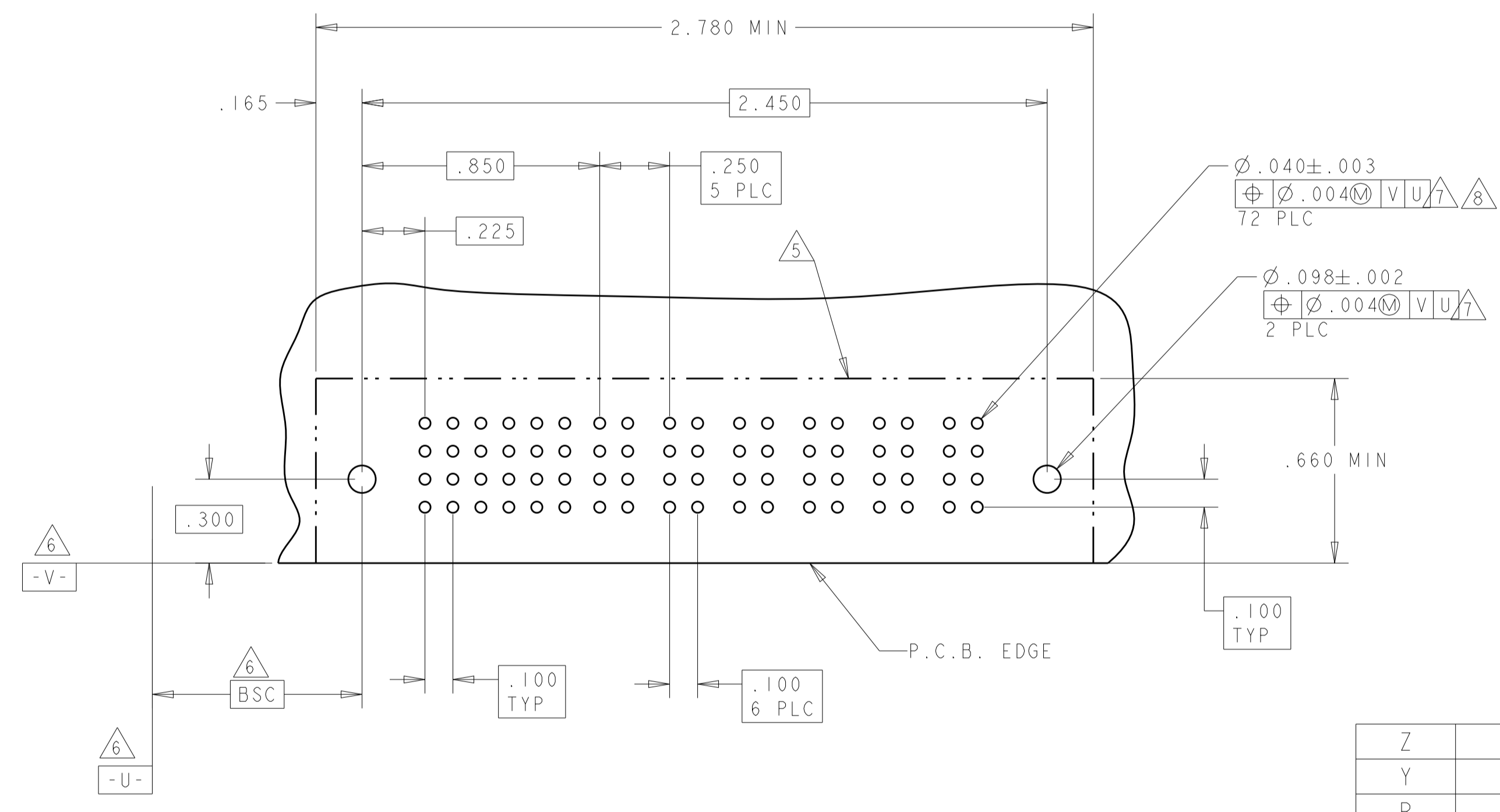
PART NUMBER	ROWS	SIGNAL			POWER										
		1	2	3	P1	P2	P3	P4	P5	P6	P7	P8	P9	P10	P11
6450121-1	D C B A	J	J	J	PM	PM		PM	PM		PM	PM		PM	PM
		K	K	K											
		N	N	N											
		S	S	S											
12S + 11P															



PART NUMBER	ROWS	SIGNAL						POWER					
		1	2	3	4	5	6	P1	P2	P3	P4	P5	P6
6450121-2	D C B A	J	J	J	J	J	J	PM	PM	PM	PM	PM	PM
		K	K	K	K	K	K						
		N	N	N	N	N	N						
		S	S	S	S	S	S						
24S + 6P													

PART NUMBER	ROWS	SIGNAL						POWER					
		1	2	3	4	5	6	P1	P2	P3	P4	P5	P6
2-6450121-4	D C B A	J	J	J	J	J	J		PM	PM	PM	PM	
		K	K	K	K	K	K						
		N	N	N	N	N	N						
		S	S	S	S	S	S						
24S + 6P													

NO CONTACTS LOADED



6450121-2 & 2-6450121-4 RECOMMENDED PCB LAYOUT

Z	STD	.090	D
Y	STD	.090	C
R	STD	.090	B
O	STD	.090	A
E	MLBF	.135	D
F	MLBF	.135	C
G	MLBF	.135	B
H	MLBF	.135	A
J	STD	.135	D
K	STD	.135	C
N	STD	.135	B
S	STD	.135	A
CODE	MATING SEQUENCE	TAIL LENGTH	ROW
SIGNAL CONTACT			

CODE	TAIL LENGTH
PA	.090
PM	.135
CODE	TAIL LENGTH
POWER CONTACT	

THIS DRAWING IS A CONTROLLED DOCUMENT. DIMENSIONS: INCHES. TOLERANCES UNLESS OTHERWISE SPECIFIED: 0 PLC ±.01, 1 PLC ±.01, 2 PLC ±.01, 3 PLC ±.005, 4 PLC ±.002, ANGLES ±.020. MATERIAL: FINISH: .

OWN: R. GRZYBOWSKI 02FEB05, CHK: M. PERCHERKE 02FEB05, APVD: M. PERCHERKE. PRODUCT SPEC: 108-1973, APPLICATION SPEC: 114-13038, WEIGHT: .

NAME: RIGHT ANGLE HEADER ASSY W/GUIDES MULTI-BEAM XL. SIZE: A1, CAGE CODE: 100779, DRAWING NO: 6450121, SCALE: N/A, SHEET 3 OF 13, REV: G2.

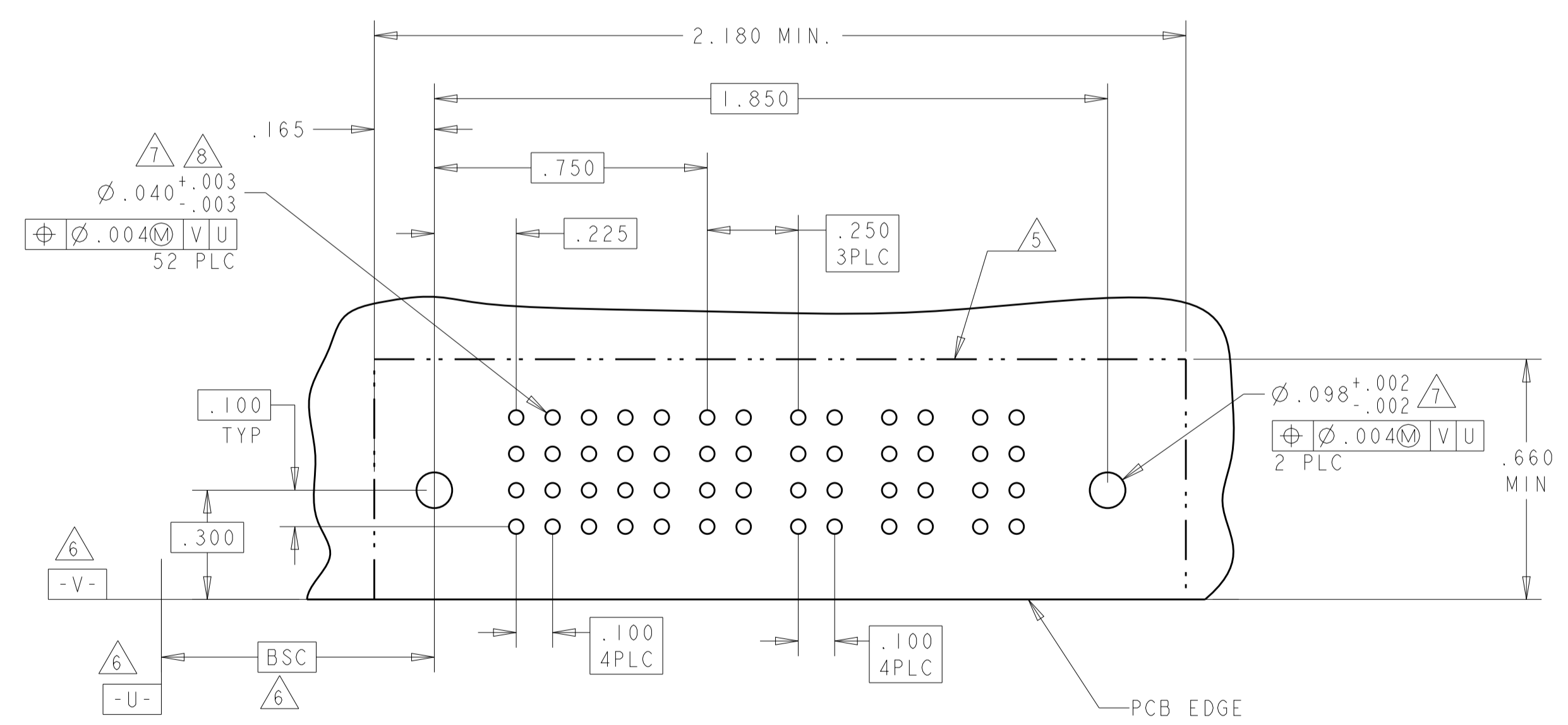
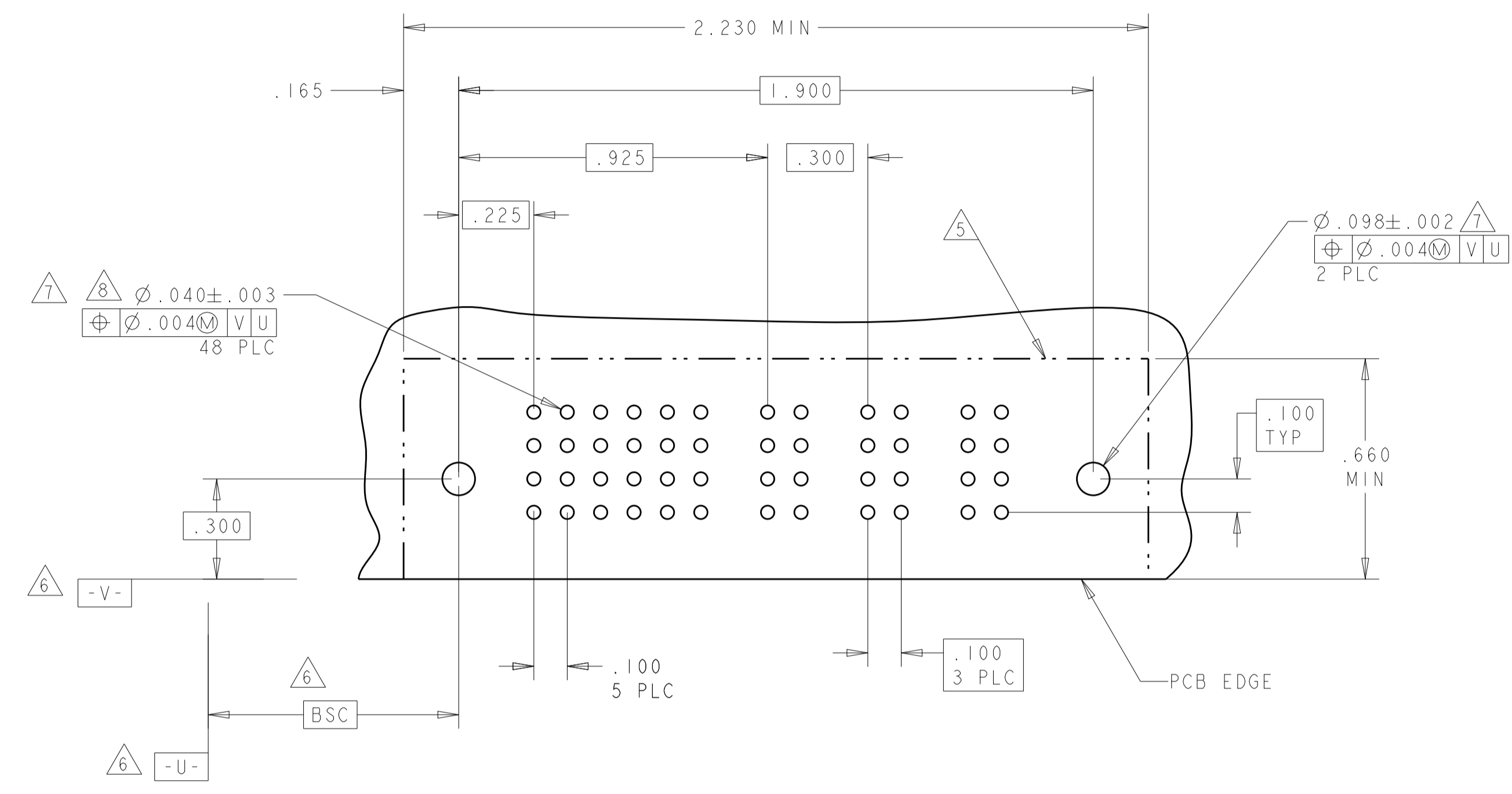
STE TE Connectivity. CUSTOMER DRAWING.

LOC		DIST		REVISIONS			
ES	00	P	LTN	DESCRIPTION	DATE	OWN	APVD
				SEE SHEET 1			

PART NUMBER	ROWS	SIGNAL						POWER			
		1	2	3	4	5	6	P1	P2	P3	
6450121-3	D	J	J	J	J	J	J	PM	PM	PM	
	C	K	K	K	K	K	K				
	B	N	N	N	N	N	N				
	A	S	S	S	S	S	S				
24S + 3ACP		HD								HD	

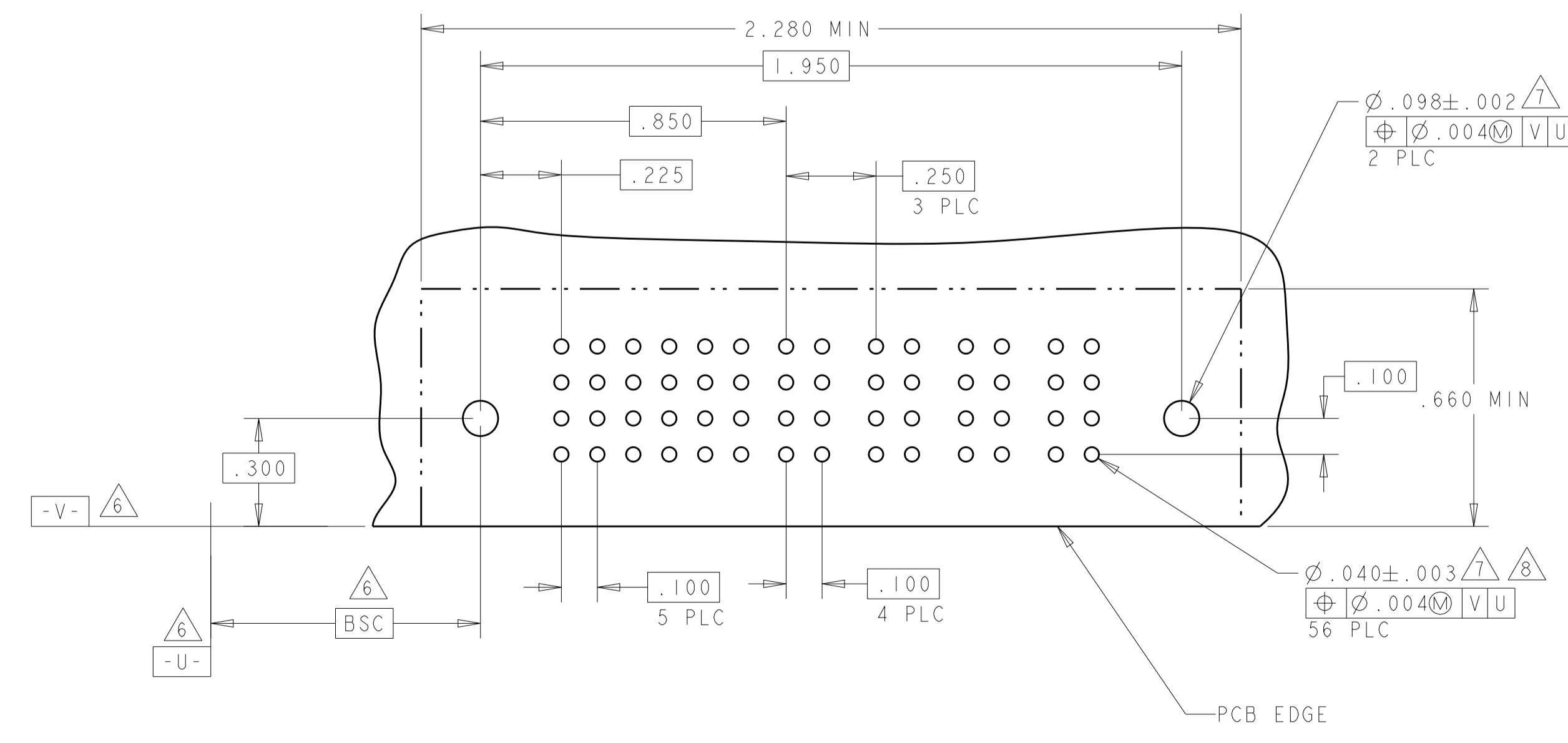
PART NUMBER	ROWS	SIGNAL					POWER			
		1	2	3	4	5	P1	P2	P3	P4
6450121-4	D	J	J	J	J	J	PM	PM	PM	PM
	C	K	K	K	K	K				
	B	N	N	N	N	N				
	A	S	S	S	S	S				
20S + 4P		HD							HD	

PART NUMBER	ROWS	SIGNAL					POWER			
		1	2	3	4	5	P1	P2	P3	P4
I-6450121-0	D	J	J	J	J	J	PM	PM	PM	PM
	C	K	K	K	K	K				
	B	N	N	N	N	N				
	A	S	S	S	S	S				
20S + 4P		HD							HD	



PCB LAYOUT FOR P/N: 6450121-4, I-6450121-0

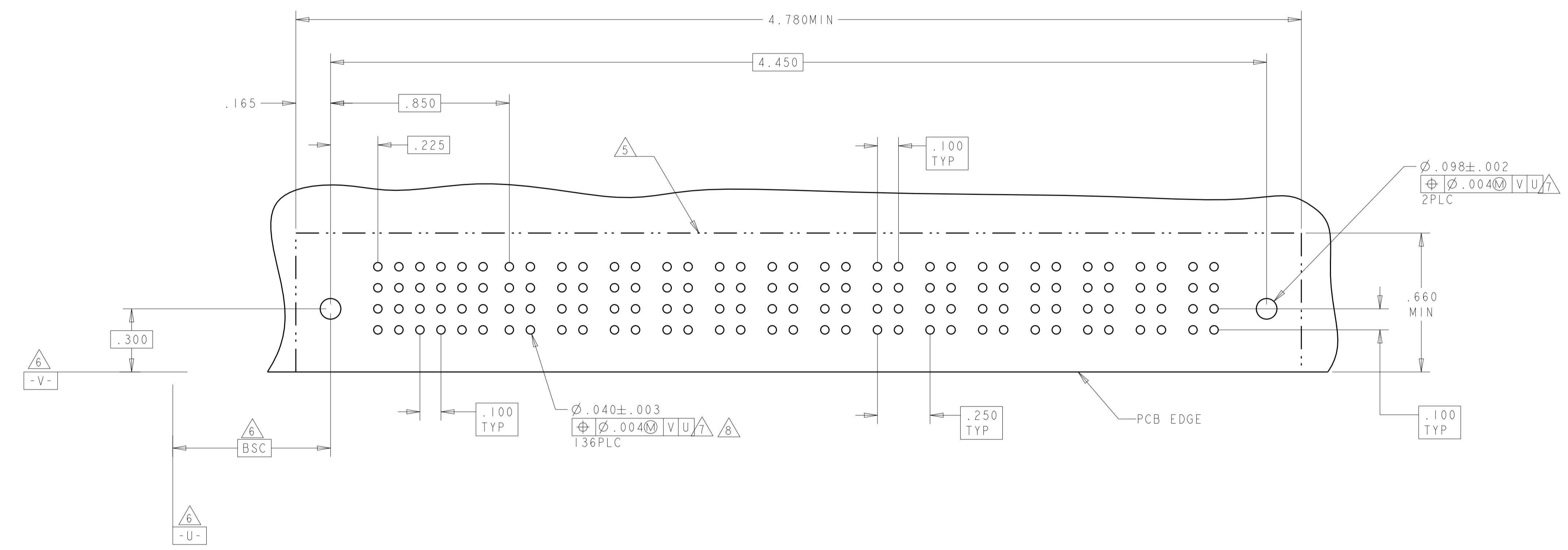
PART NUMBER	ROWS	SIGNAL						POWER			
		1	2	3	4	5	6	P1	P2	P3	P4
I-6450121-1	D	J	J	J	J	J	J	PM	PM	PM	PM
	C	K	K	K	K	K	K				
	B	N	N	N	N	N	N				
	A	S	S	S	S	S	S				
24S + 4P		HD								HD	



THIS DRAWING IS A CONTROLLED DOCUMENT.		OWN: R. GRZYBOWSKI 02FEB05	TE Connectivity
DIMENSIONS: INCHES		CHK: M. PERCHERKE 02FEB05	
TOLERANCES UNLESS OTHERWISE SPECIFIED:		APVD: M. PERCHERKE	NAME: RIGHT ANGLE HEADER ASSY W/GUIDES MULTI-BEAM XL
0 PLC ±.01 1 PLC ±.01 2 PLC ±.01 3 PLC ±.005 4 PLC ±.002 ANGLES ±.020		PRODUCT SPEC: 108-1973	SIZE: 114-13038
MATERIAL: FINISH:		APPLICATION SPEC: 114-13038	RESTRICTED TO: A100779
		WEIGHT: CUSTOMER DRAWING	SCALE: N/A SHEET 4 OF 13 REV: G2

LOC	DIST	REVISIONS					
		P	LTN	DESCRIPTION	DATE	DMN	APVD
ES	00	-	-	SEE SHEET 1	-	-	-

PART NUMBER	ROWS	SIGNAL						POWER																	
		1	2	3	4	5	6	P1	P2	P3	P4	P5	P6	P7	P8	P9	P10	P11	P12	P13	P14				
1-6450121-2	D	J	J	J	J	J	J	PM	PM	PM	PM	PM	PM	PM	PM	PM	PM	PM	PM	PM	PM	PM			
	C	K	K	K	K	K	K																		
	B	N	N	N	N	N	N																		
	A	S	S	S	S	S	S																		
24S + 14P																									



THIS DRAWING IS A CONTROLLED DOCUMENT.

DIMENSIONS: INCHES	TOLERANCES UNLESS OTHERWISE SPECIFIED: 0 PLC ±. 1 PLC ±.01 2 PLC ±.01 3 PLC ±.005 4 PLC ±.0020 ANGLES ±.2°	FINISH	FINISH
-----------------------	--	--------	--------

OWN: R. GRZYBOWSKI 02FEB05	CHK: M. PERCHERKE 02FEB05	APVD: M. PERCHERKE	NAME: RIGHT ANGLE HEADER ASSY W/GUIDES MULTI-BEAM XL
PRODUCT SPEC: 108-1973		APPLICATION SPEC: 114-13038	
MATERIAL: -		WEIGHT: -	
CUSTOMER DRAWING		SCALE: N/A SHEET 5 OF 13 REV: G2	

STC TE Connectivity

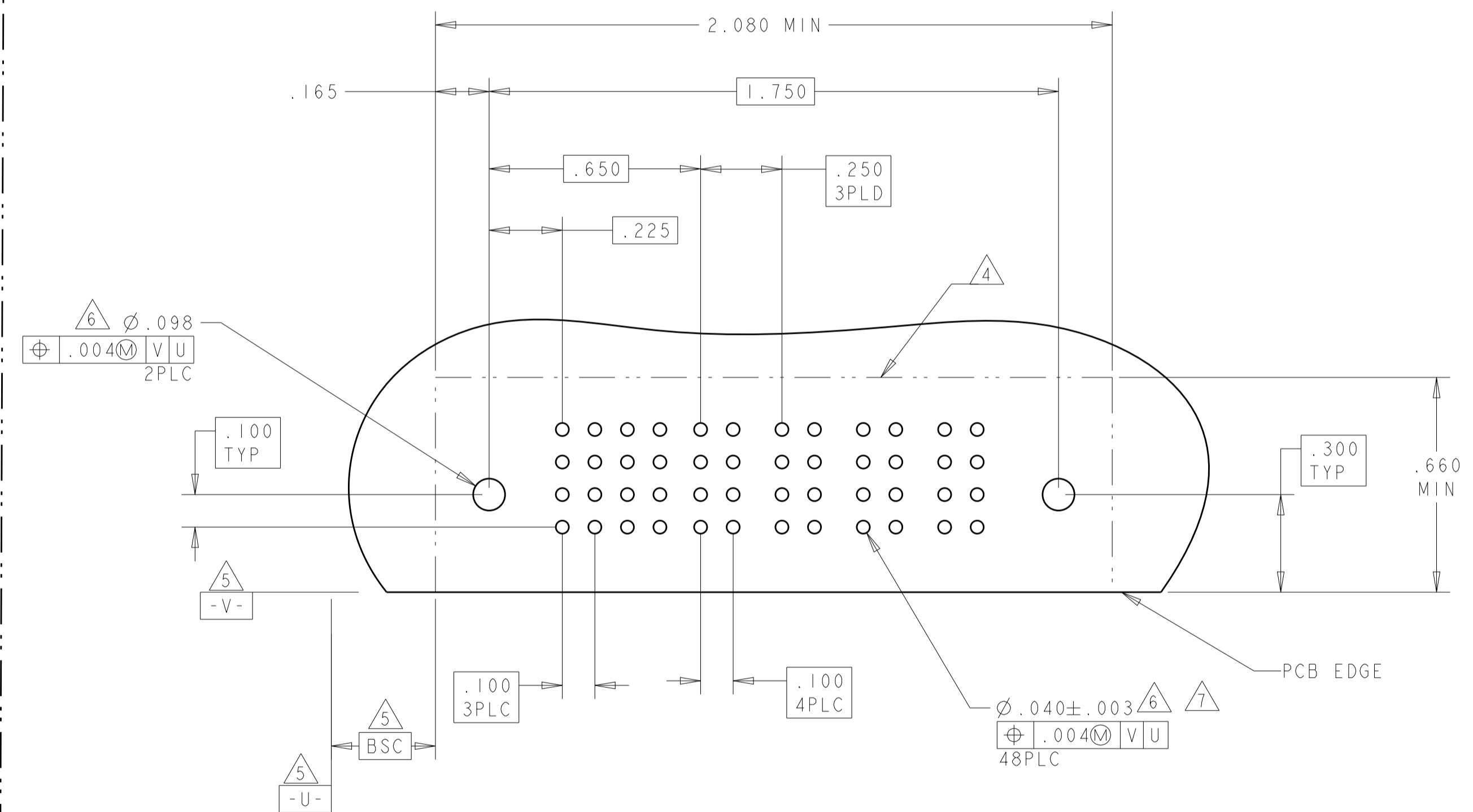
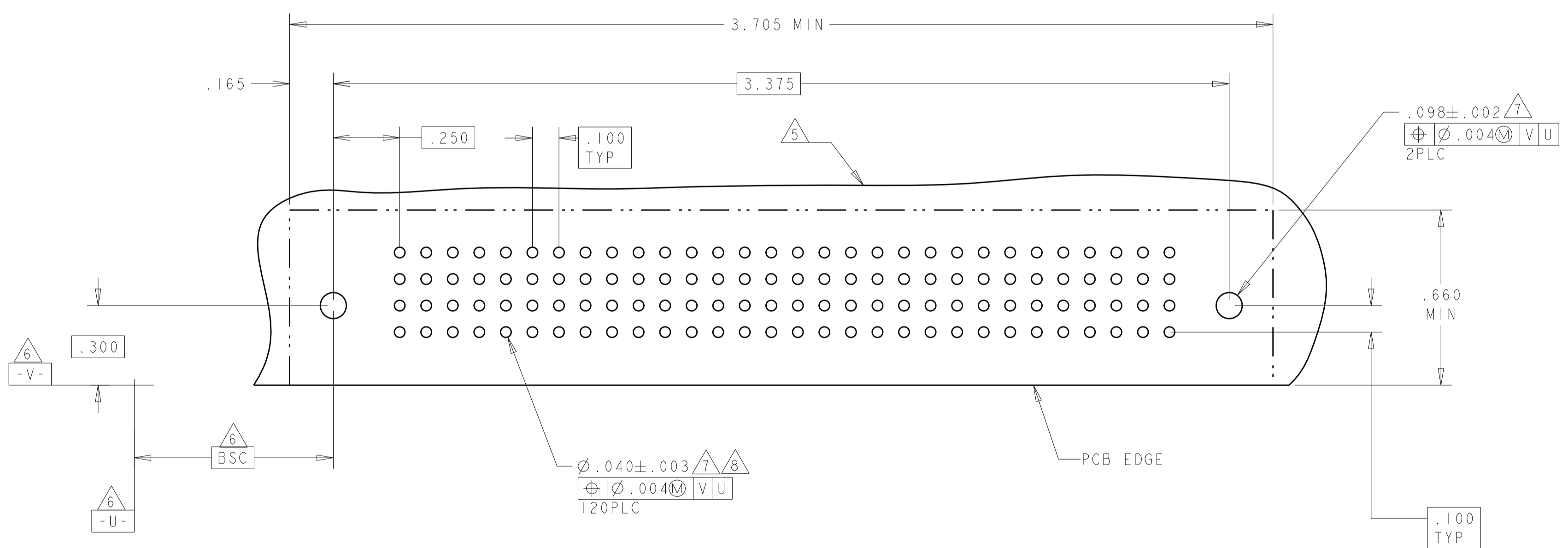
LOC	DIST	REVISIONS					
ES	00	P	LTN	DESCRIPTION	DATE	DWN	APVD
		-		SEE SHEET 1			

PART NUMBER	ROWS	SIGNAL																													
		1	2	3	4	5	6	7	8	9	10	11	12	13	14	15	16	17	18	19	20	21	22	23	24	25	26	27	28	29	30
1-6450121-3	D	E	E	E	E	E	E	E	E	E	E	E	E	E	E	E	E	E	E	E	E	E	E	E	E	E	E	E	E	J	
	C	F	F	F	F	F	F	F	F	F	F	F	F	F	F	F	F	F	F	F	F	F	F	F	F	F	F	F	F		
	B	G	G	G	G	G	G	G	G	G	G	G	G	G	G	G	G	G	G	G	G	G	G	G	G	G	G	G	G		
	A	S	S	H	H	H	H	H	H	H	H	H	S	S	H	H	H	H	H	H	H	H	H	H	H	H	H	H	H	H	

NO CONTACTS LOADED

PART NUMBER	ROWS	SIGNAL				POWER			
		1	2	3	4	P1	P2	P3	P4
1-6450121-5	D	J	J	J	J				
	C	K	K	K	K	PM	PM	PM	PM
	B	N	N	N	N				
	A	S	S	S	S				

16S + 4P



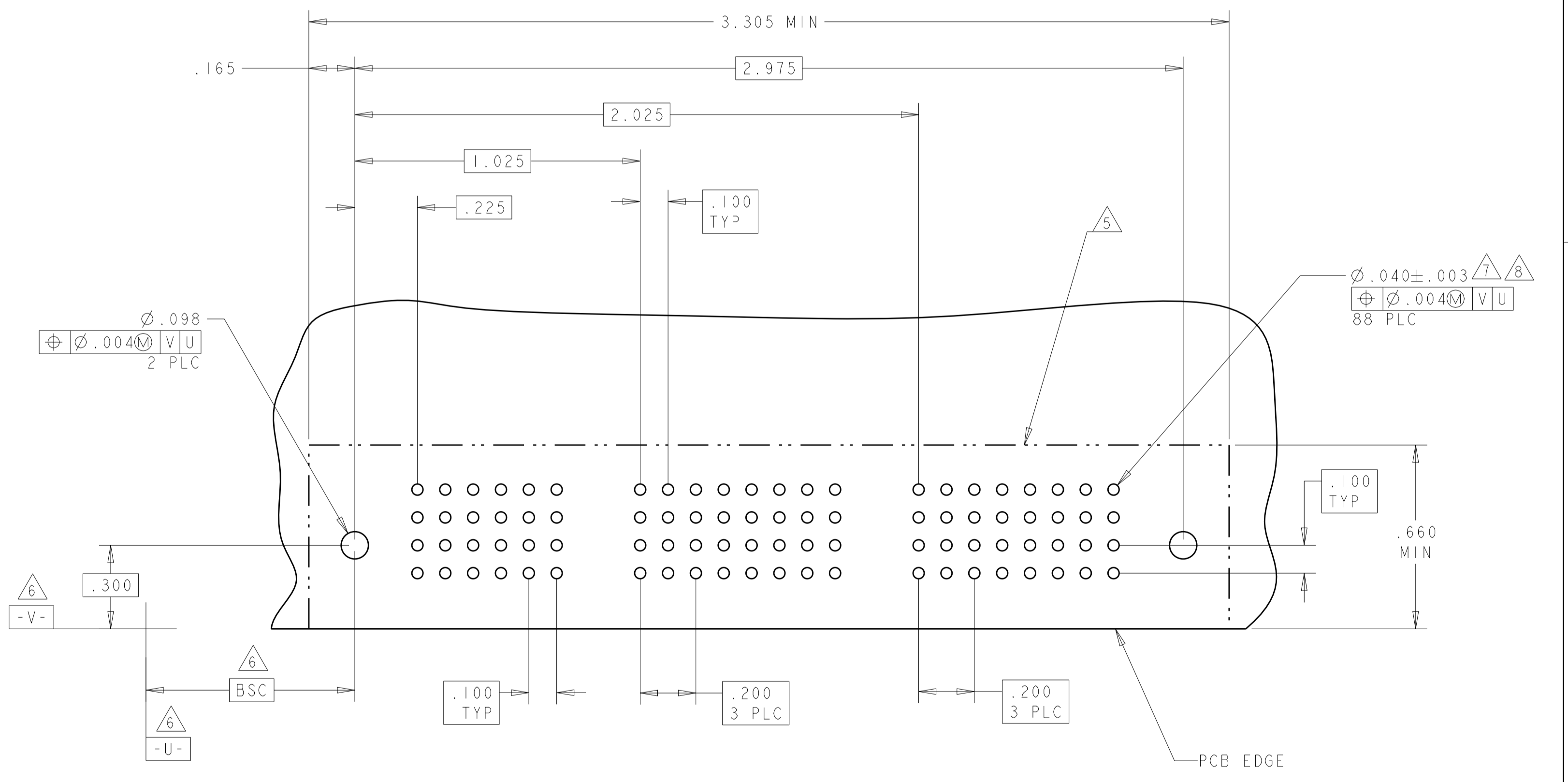
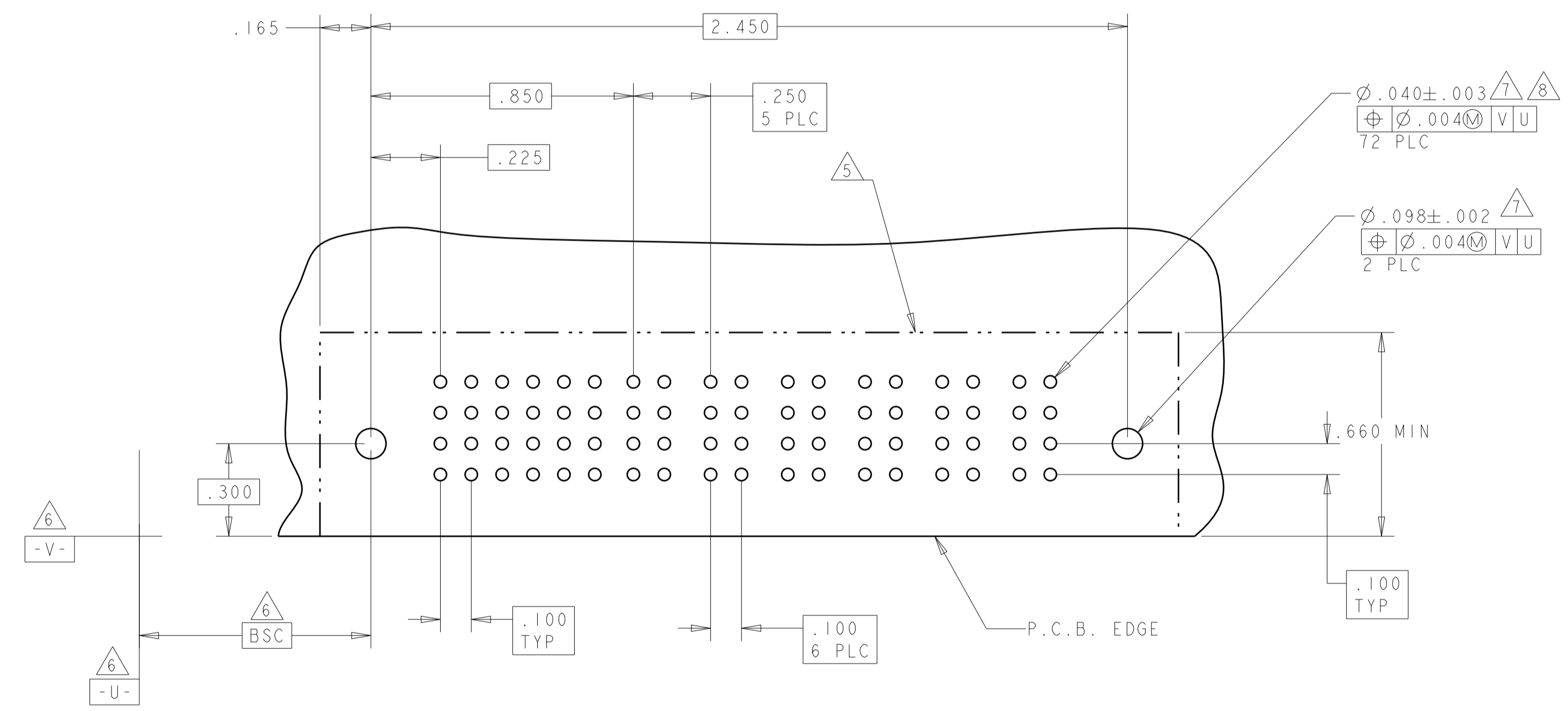
THIS DRAWING IS A CONTROLLED DOCUMENT.		DWN: R. GRZYBOWSKI 02FEB05	TE Connectivity
DIMENSIONS: INCHES		CHK: M. PERCHERKE 02FEB05	
TOLERANCES UNLESS OTHERWISE SPECIFIED:		APVD: M. PERCHERKE	NAME: RIGHT ANGLE HEADER ASSY W/GUIDES MULTI-BEAM XL
0 PLC ± .01	1 PLC ± .01	PRODUCT SPEC: 108-1973	SIZE: 114-13038
2 PLC ± .01	3 PLC ± .005	APPLICATION SPEC: 114-13038	RESTRICTED TO: -
4 PLC ± .0020	ANGLES ± .2°	WEIGHT: -	SCALE: N/A
MATERIAL: -	FINISH: -	CUSTOMER DRAWING	SHEET 6 OF 13

LOC		DIST		REVISIONS			
ES	00	P	LTN	DESCRIPTION	DATE	DMN	APVD
		-		SEE SHEET 1			

PART NUMBER	ROWS	SIGNAL						POWER							
		1	2	3	4	5	6	P1	P2	P3	P4	P5	P6		
1-6450121-6	D C B A	J	J	J	J	J	J	PM	PM	PM	PM	PM	PM		
		K	K	K	K	K	K								
		N	N	N	N	N	G								
		S	S	S	S	S									
24S + 6P		HD												HD	

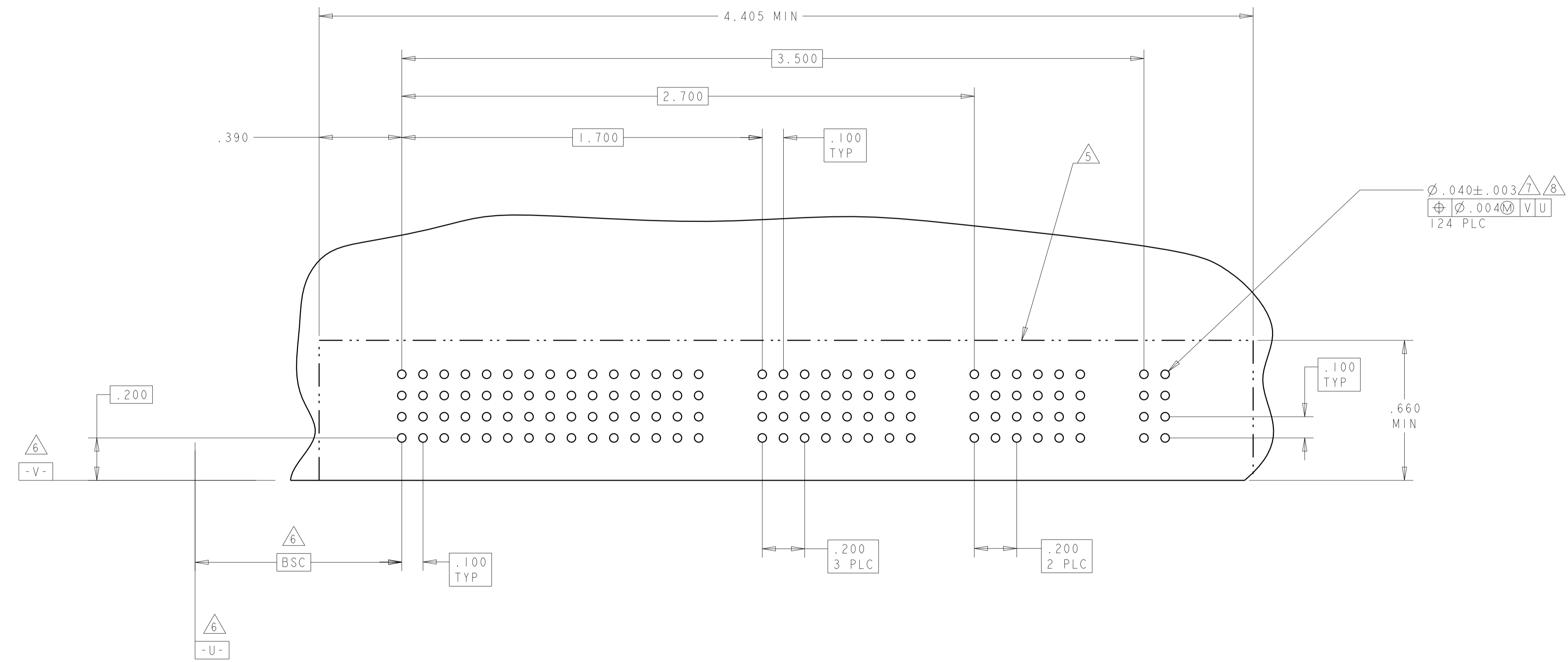
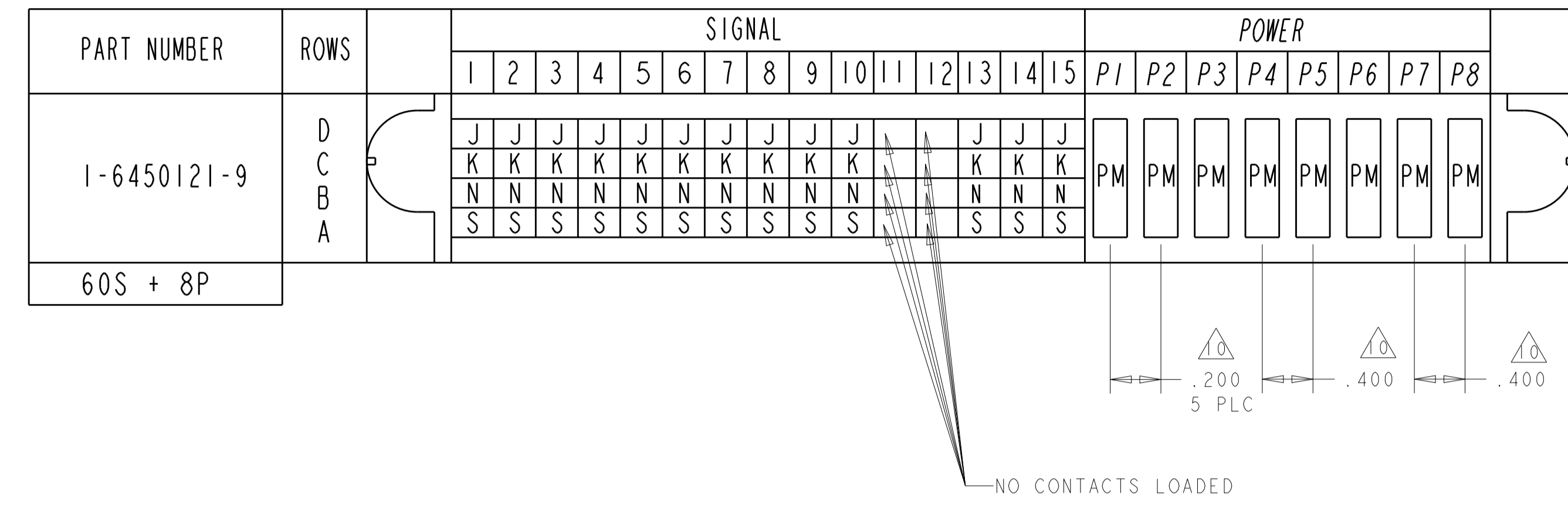
PART NUMBER	ROWS	SIGNAL						POWER										
		1	2	3	4	5	6	P1	P2	P3	P4	P5	P6	P7	P8	P9	P10	
1-6450121-8	D C B A	J	J	J	J													
		K	K	K	K	K												
		N	N	N	N	N												
		S	S	S	S													
24S + 10P		HD												HD				

NO CONTACTS LOADED



THIS DRAWING IS A CONTROLLED DOCUMENT.		DMN: R. GRZYBOWSKI 02FEB05	TE Connectivity
DIMENSIONS: INCHES		CHK: M. PERCHERKE 02FEB05	
TOLERANCES UNLESS OTHERWISE SPECIFIED:		APVD: M. PERCHERKE	NAME: RIGHT ANGLE HEADER ASSY W/GUIDES MULTI-BEAM XL
0 PLC ±.01		PRODUCT SPEC: 108-1973	SIZE: A100779
1 PLC ±.01		APPLICATION SPEC: 114-13038	CAGE CODE: C=6450121
2 PLC ±.01		WEIGHT: -	RESTRICTED TO: -
3 PLC ±.005		CUSTOMER DRAWING	SCALE: N/A
4 PLC ±.0020			SHEET 7 OF 13
ANGLES: ±.2°			REV: G2

LOC		DIST		REVISIONS			
ES	00	P	LTN	DESCRIPTION	DATE	DWN	APVD
		-		SEE SHEET 1			



THIS DRAWING IS A CONTROLLED DOCUMENT. DWN: R. GRZYBOWSKI 02FEB05
 CHK: M. PERCHERKE 02FEB05

TE Connectivity

RIGHT ANGLE HEADER ASSY W/GUIDES MULTI-BEAM XL

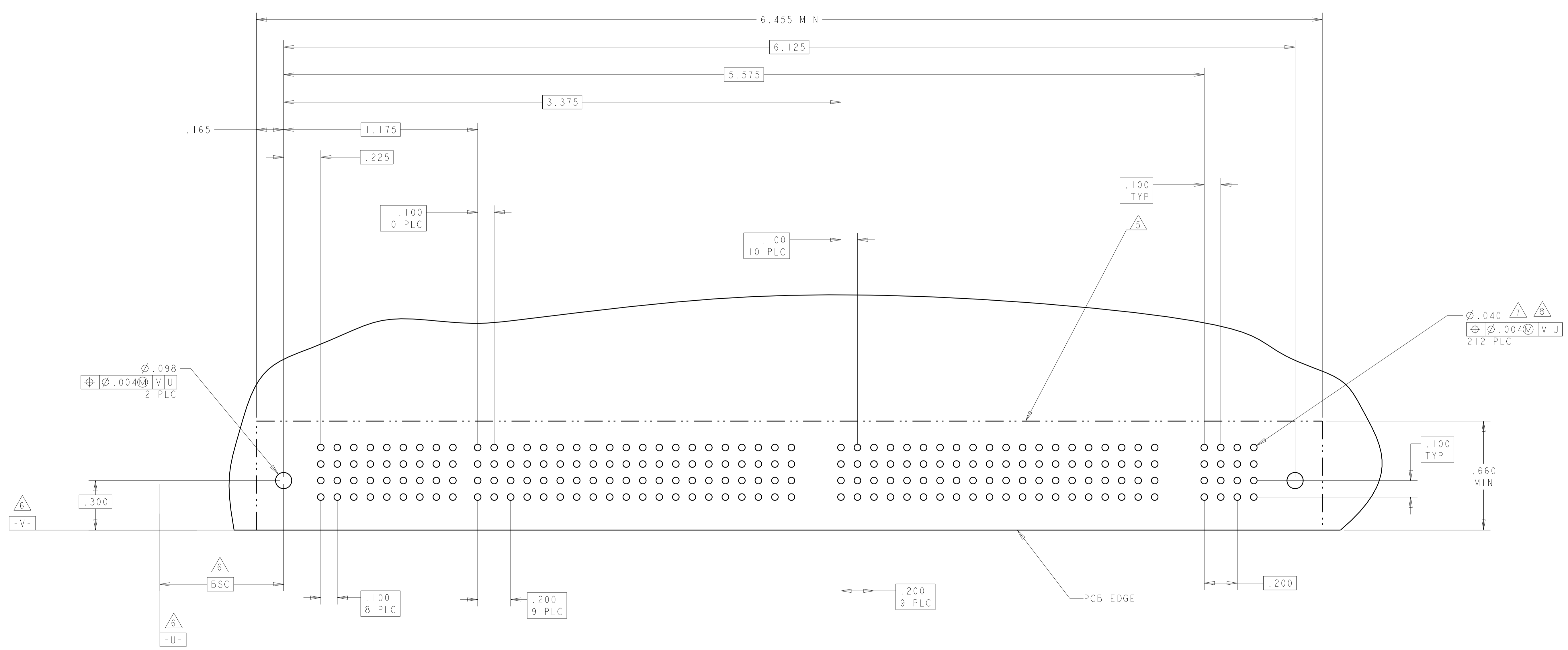
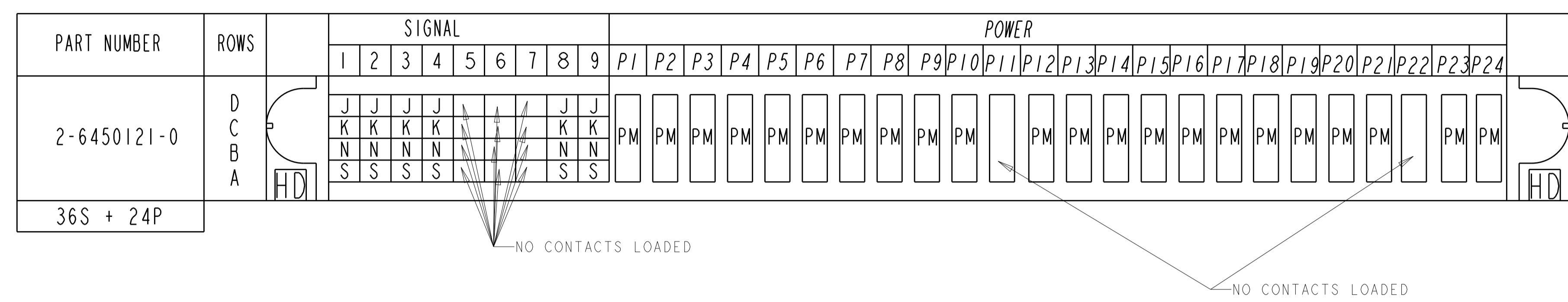
108-1973

114-13038

100779C=6450121

SCALE: N/A SHEET 8 OF 13 REV G2

LOC	DIST	REVISIONS					
		P	LTN	DESCRIPTION	DATE	DWN	APVD
ES	00	-	-	SEE SHEET 1	-	-	-



THIS DRAWING IS A CONTROLLED DOCUMENT.		DWN R. GRZYBOWSKI 02FEB05	 TE Connectivity
DIMENSIONS: INCHES		CHK M. PERCHERKE 02FEB05	
TOLERANCES UNLESS OTHERWISE SPECIFIED: 0 PLC ±. 1 PLC ±.01 2 PLC ±.01 3 PLC ±.005 4 PLC ±.0020 ANGLES ±.020		APVD M. PERCHERKE	NAME RIGHT ANGLE HEADER ASSY W/GUIDES MULTI-BEAM XL
MATERIAL		PRODUCT SPEC 108-1973	SIZE 114-13038
FINISH		APPLICATION SPEC 114-13038	RESTRICTED TO
		WEIGHT	A100779C=6450121
		CUSTOMER DRAWING	SCALE N/A SHEET 9 OF 13 REV G2

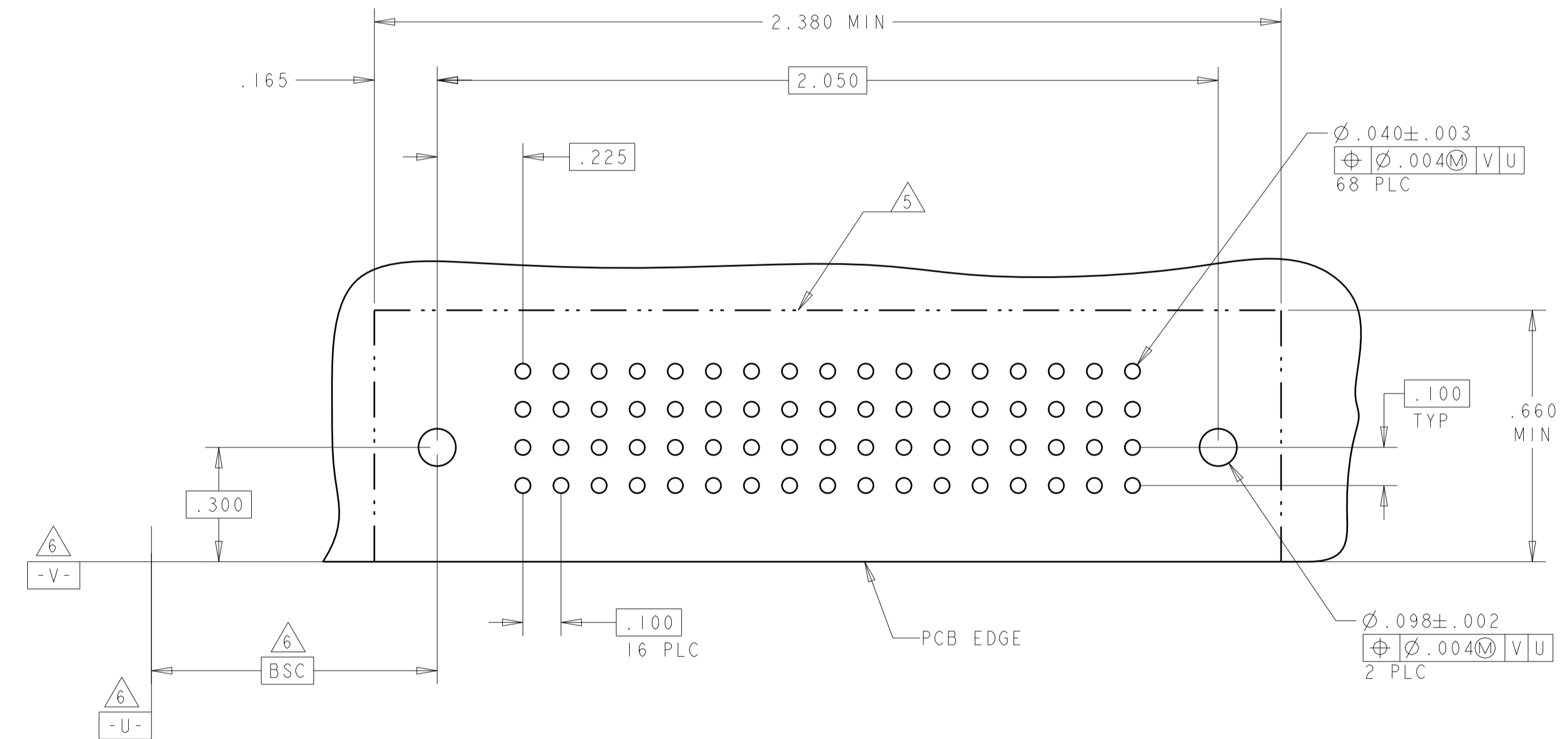
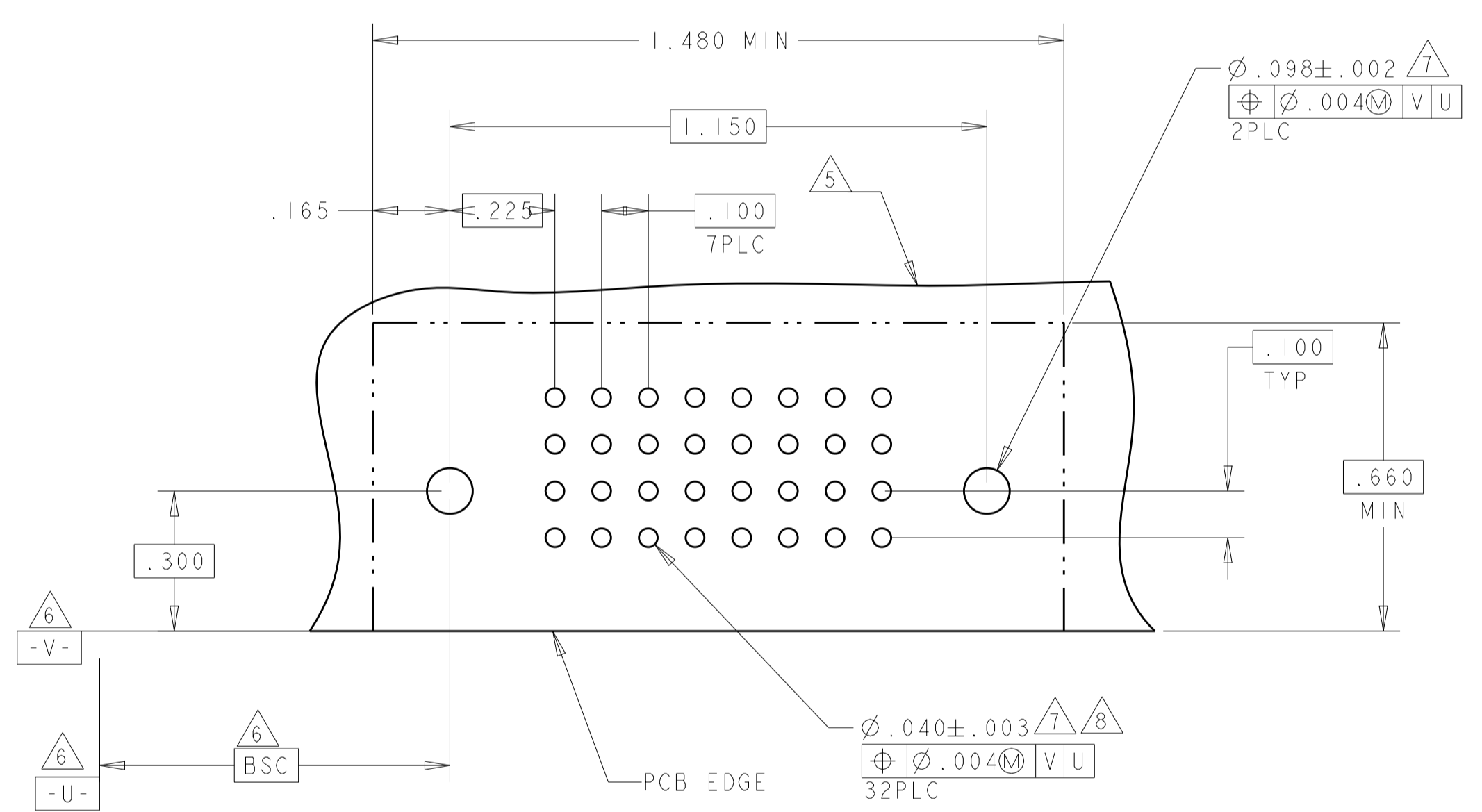
LOC	DIST	REVISIONS			
P	LTN	DESCRIPTION	DATE	DWN	APVD
-	-	SEE SHEET 1	-	-	-

PART NUMBER	ROWS	SIGNAL							
		1	2	3	4	5	6	7	8
2-6450121-1	D	J	J	J	J	J	J	J	J
	C	K	K	K	K	K	K	K	K
	B	N	N	N	N	N	N	N	N
	A	S	S	S	S	S	S	S	S
32S									

PART NUMBER	ROWS	SIGNAL																
		1	2	3	4	5	6	7	8	9	10	11	12	13	14	15	16	17
2-6450121-2	D	J		J		J		J		J		J		J		J		J
	C																	
	B	N		N		N		N		N		N		N		N		N
	A	HD																HD
68S																		

F

NO CONTACTS LOADED
50 PLC

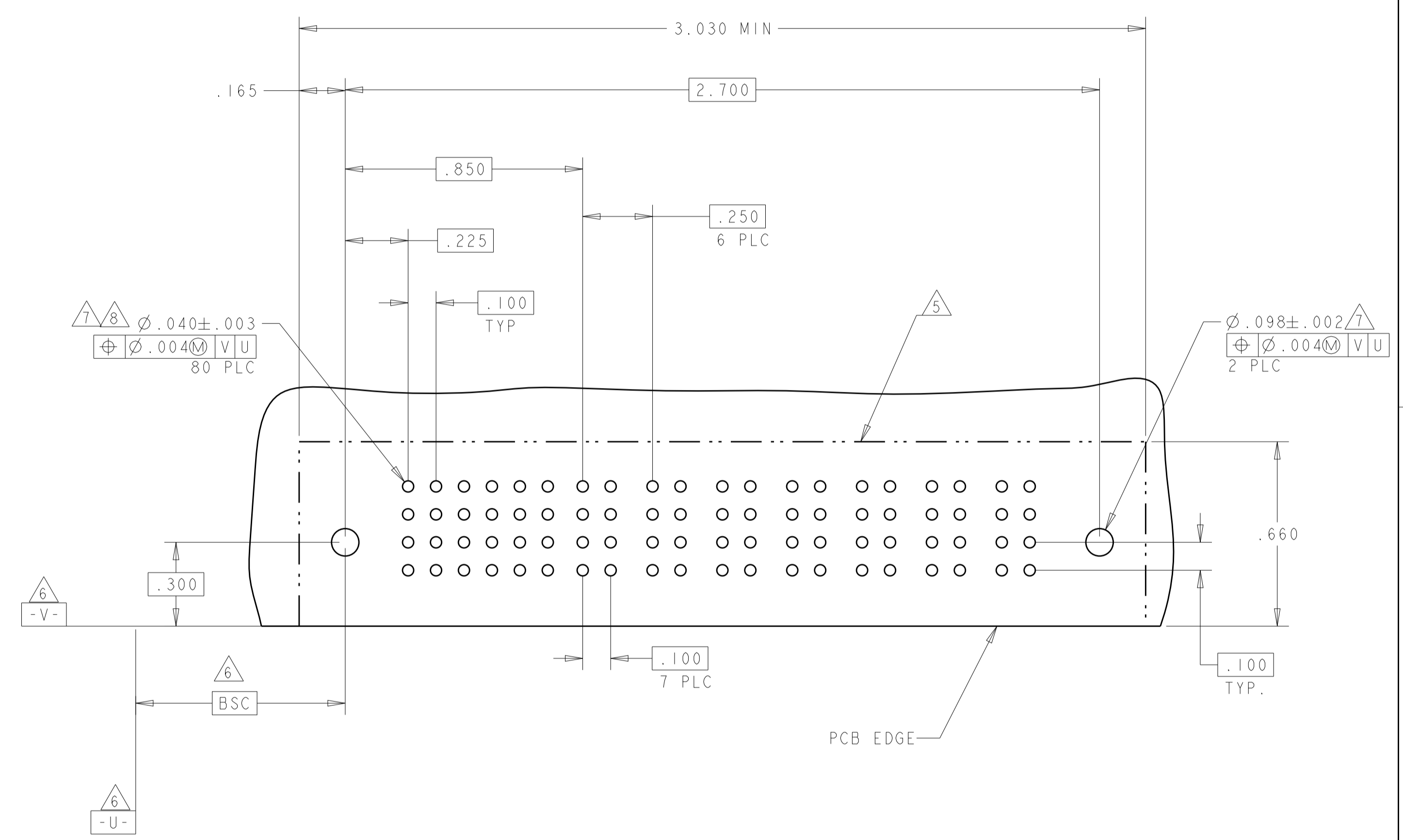
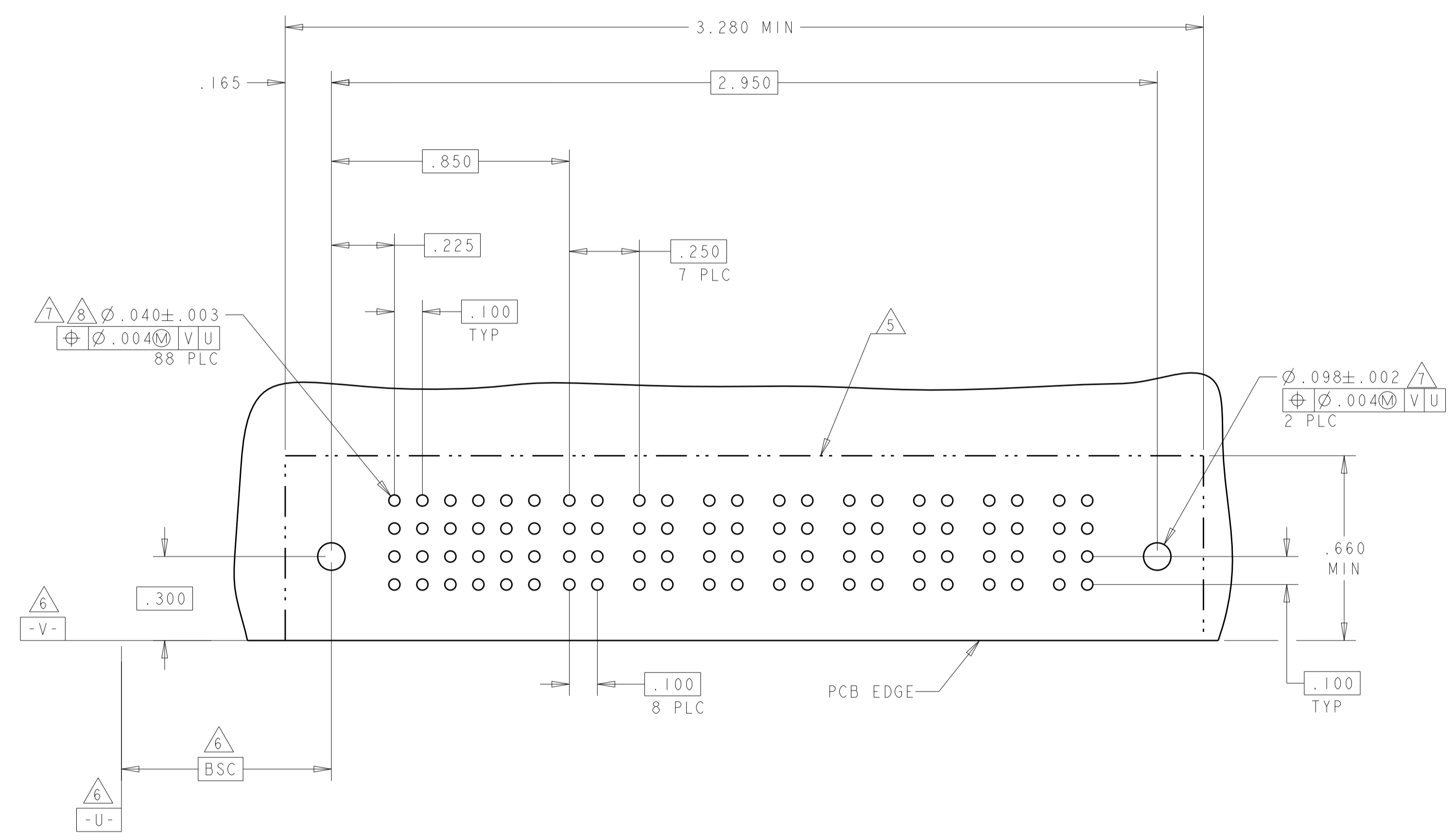


THIS DRAWING IS A CONTROLLED DOCUMENT.		DWN: R. GRZYBOWSKI 02FEB05	TE Connectivity
DIMENSIONS: INCHES		CHK: M. PERCHERKE 02FEB05	
TOLERANCES UNLESS OTHERWISE SPECIFIED:		APVD: M. PERCHERKE	NAME: RIGHT ANGLE HEADER ASSY W/GUIDES MULTI-BEAM XL
0 PLC ±.01 1 PLC ±.01 2 PLC ±.01 3 PLC ±.005 4 PLC ±.0020 ANGLES ±.2°		PRODUCT SPEC: 108-1973	SIZE: A
MATERIAL: -		APPLICATION SPEC: 114-13038	CAGE CODE: -
FINISH: -		WEIGHT: -	DRAWING NO: 6450121
		CUSTOMER DRAWING	SCALE: N/A SHEET 10 OF 13 REV: G2

LOC	DIST	REV	DATE	BY	APPV
ES	00				

PART NUMBER	ROWS	SIGNAL						POWER							
		1	2	3	4	5	6	P1	P2	P3	P4	P5	P6	P7	P8
2-6450121-3	D C B A	J	J	J	J	J	J	PM	PM	PM	PM	PM	PM	PM	PM
		K	K	K	K	K	K								
		N	N	N	N	N	N								
24S + 8P		S	S	S	S	S	S								

PART NUMBER	ROWS	SIGNAL						POWER						
		1	2	3	4	5	6	P1	P2	P3	P4	P5	P6	P7
2-6450121-5	D C B A	J	J	J	J	J	J	PM	PM	PM	PM	PM	PM	PM
		K	K	K	K	K	K							
		N	N	N	N	N	N							
24S + 7P		S	S	S	S	S	S							



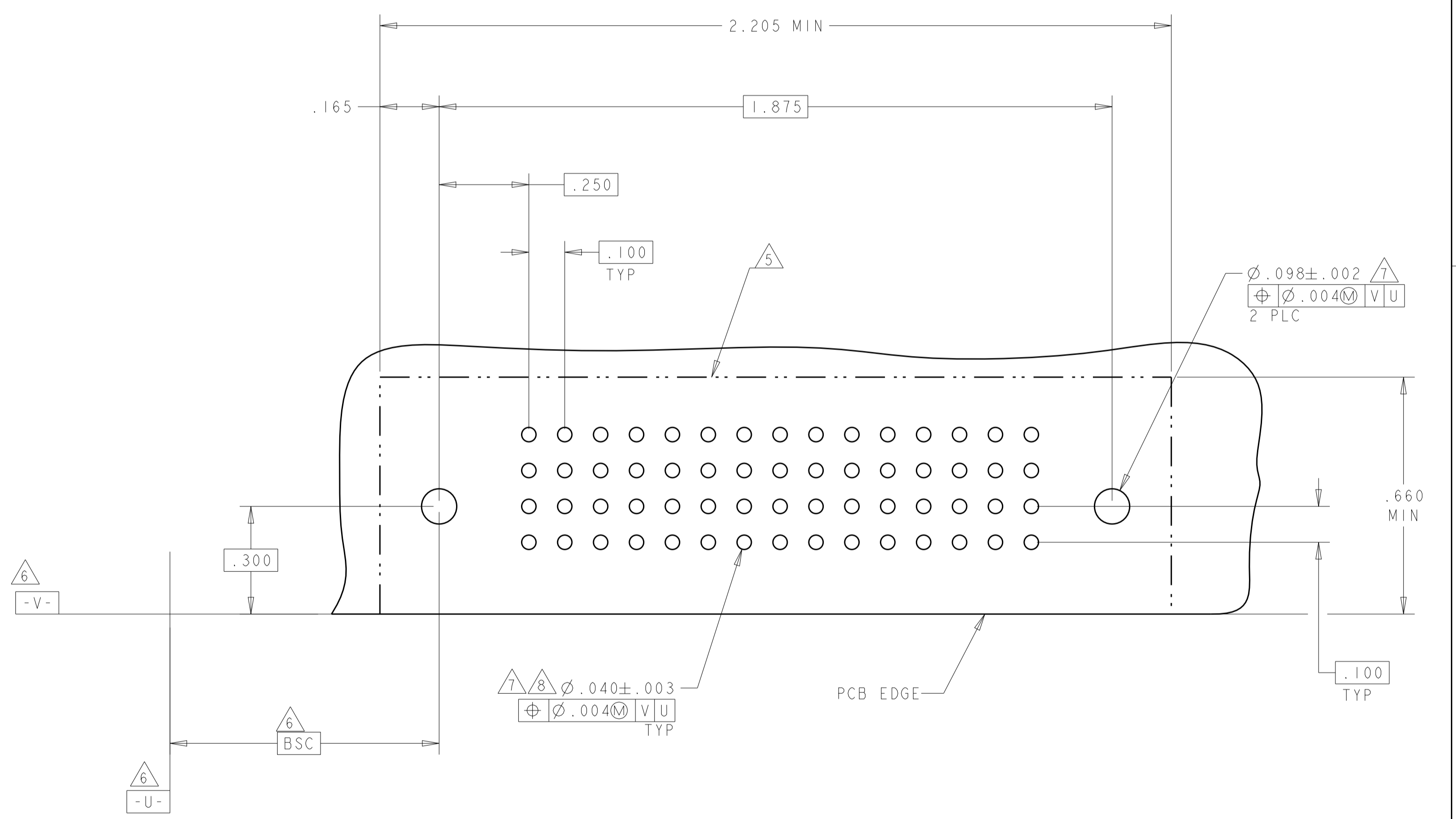
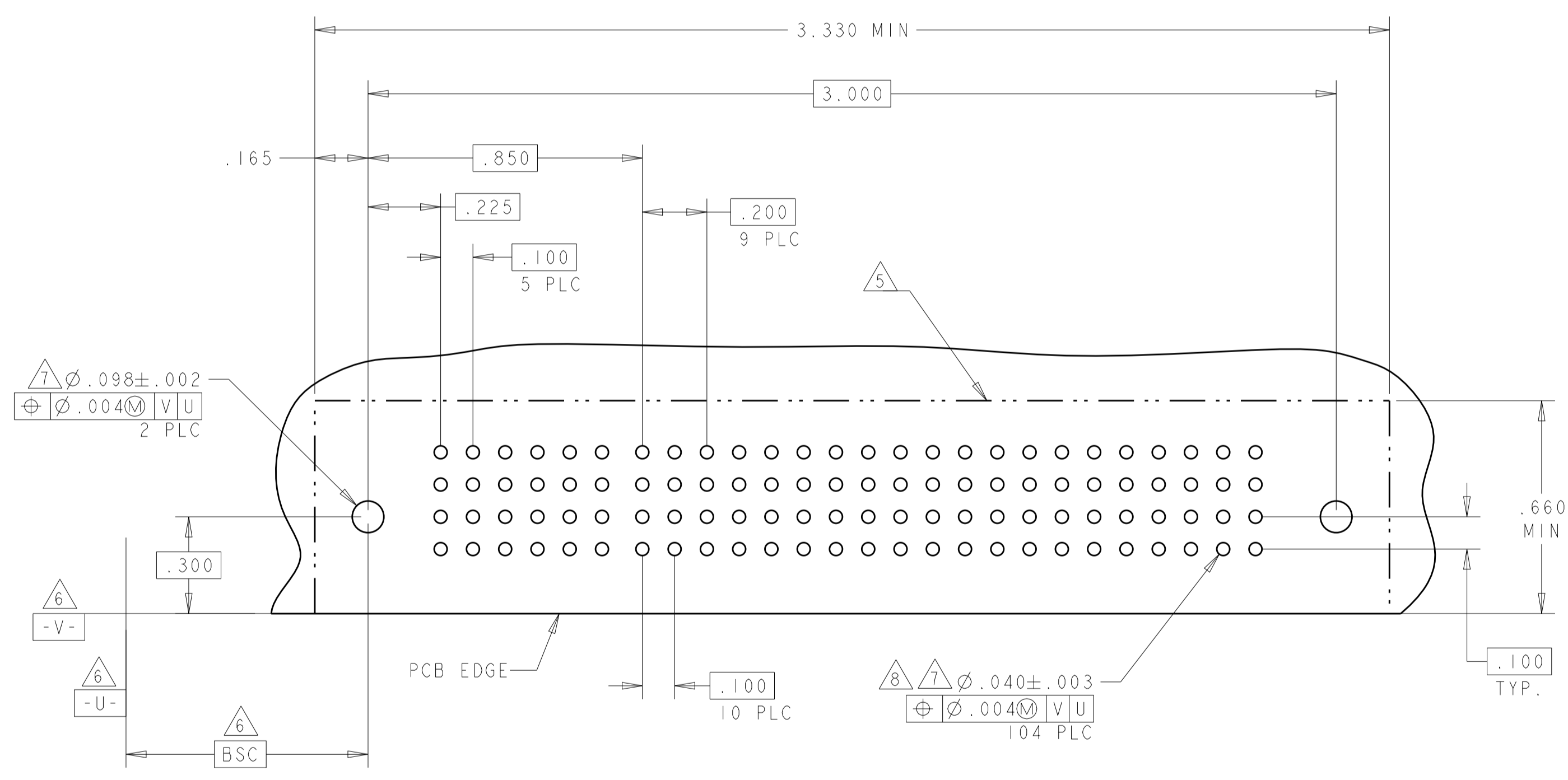
THIS DRAWING IS A CONTROLLED DOCUMENT.		OWN: R. GRZYBOWSKI 02FEB05	 TE Connectivity
DIMENSIONS: INCHES		CHK: M. PERCHERKE 02FEB05	
TOLERANCES UNLESS OTHERWISE SPECIFIED:		APVD: M. PERCHERKE	NAME: RIGHT ANGLE HEADER ASSY W/GUIDES MULTI-BEAM XL
0 PLC	±	PRODUCT SPEC	SIZE: CAGE CODE DRAWING NO
1 PLC	±.01	APPLICATION SPEC	RESTRICTED TO
2 PLC	±.005	114-13038	A100779C=6450121
3 PLC	±.0020	WEIGHT	SCALE N/A SHEET 11 OF 13 REV G2
4 PLC	±.0020	CUSTOMER DRAWING	
ANGLES	±.0020		
FINISH			

LOC	DIST	REV	DATE	BY	APPV
ES	00				

REVISIONS		DATE	BY	APPV
1	SEE SHEET 1			

PART NUMBER	ROWS	SIGNAL						POWER									
		1	2	3	4	5	6	P1	P2	P3	P4	P5	P6	P7	P8	P9	P10
2-6450121-7	D	J	J	J	J	J	E	PM	PM	PM	PM	PM	PM	PM	PM	PM	PM
	C	K	K	K	F	K	K										
	B	N	N	N	G	N	N										
	A	S	H	S	H	S	S										
24S + 10P																	

PART NUMBER	ROWS	SIGNAL														
		1	2	3	4	5	6	7	8	9	10	11	12	13	14	15
2-6450121-8	D	J	J	J	J	J	J	J	J	J	J	J	J	J	J	J
	C	K	K	K	K	K	K	K	K	K	K	K	K	K	K	
	B	N	N	N	N	N	N	N	N	N	N	N	N	N	N	
	A	S	S	S	S	S	S	S	S	S	S	S	S	S	S	
60S																



THIS DRAWING IS A CONTROLLED DOCUMENT.

DIMENSIONS:	TOLERANCES UNLESS OTHERWISE SPECIFIED:	OWN: R. GRZYBOWSKI 02FEB05	CHK: M. PERCHERKE 02FEB05	APV: M. PERCHERKE	NAME: RIGHT ANGLE HEADER ASSY W/GUIDES MULTI-BEAM XL
INCHES	0 PLC ± .01 2 PLC ± .01 3 PLC ± .005 4 PLC ± .0020	PRODUCT SPEC: 108-1973	APPLICATION SPEC: 114-13038	SIZE: 114-13038	RESTRICTED TO: -
MATERIAL: -	FINISH: -	WEIGHT: -	CUSTOMER DRAWING	SCALE: N/A	SHEET 12 OF 13 REV G2

LOC		DIST		REVISIONS			
ES	00	P	LTN	DESCRIPTION	DATE	DMN	APVD
-	-	-	-	SEE SHEET 1	-	-	-

(G2)

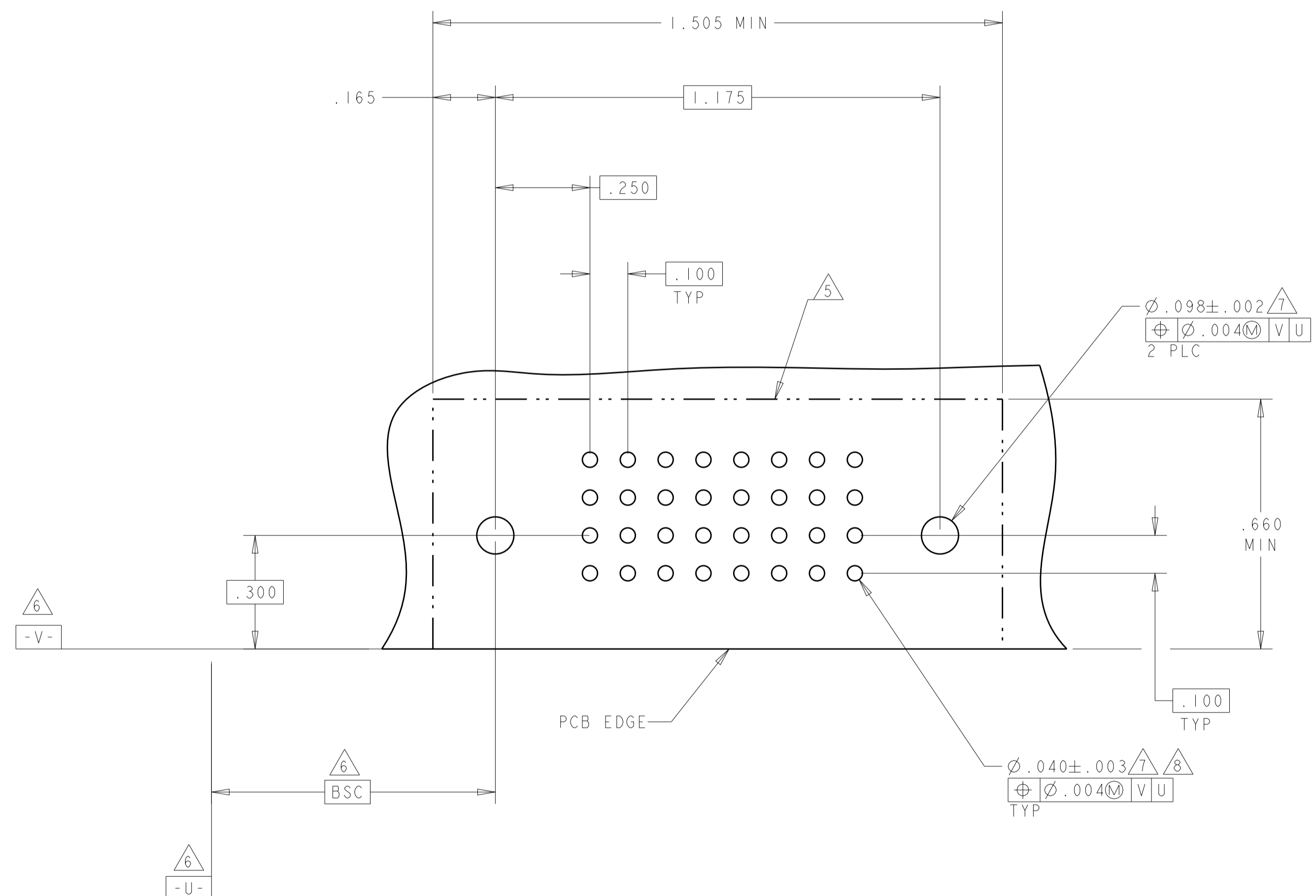
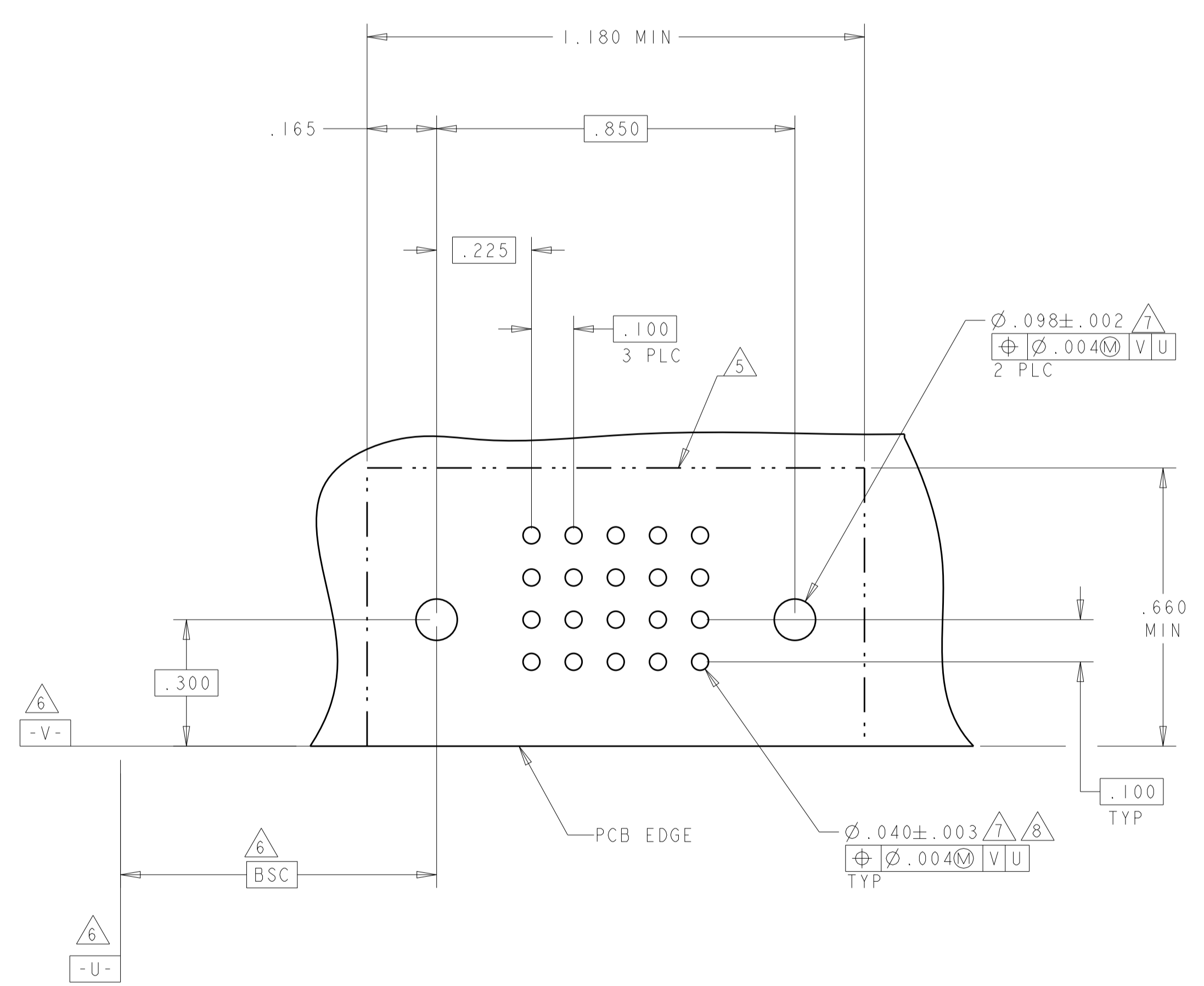
PART NUMBER	ROWS	SIGNAL					HD
		1	2	3	4	5	
2-6450121-9	D	J	J	J	J	J	HD
	C	K	K	K	K	K	
	B	N	N	N	N	N	
	A	H	H	S	S	S	

20S

(G2)

PART NUMBER	ROWS	SIGNAL								HD
		1	2	3	4	5	6	7	8	
3-6450121-0	D	J	J	J	J	J	J	J	J	HD
	C	K	K	K	K	K	K	K		
	B	N	N	N	N	N	N	N		
	A	S	S	S	S	S	S	S		

32S



THIS DRAWING IS A CONTROLLED DOCUMENT.

DIMENSIONS: INCHES 	TOLERANCES UNLESS OTHERWISE SPECIFIED: 0 PLC ± 1 PLC ±.01 2 PLC ±.01 3 PLC ±.005 4 PLC ±.002 ANGLES ±.020 FINISH	DWN: R. GRZYBOWSKI 02FEB05 CHK: M. PERCHERKE 02FEB05 APVD: M. PERCHERKE NAME: RIGHT ANGLE HEADER ASSY W/GUIDES MULTI-BEAM XL PRODUCT SPEC: 108-1973 APPLICATION SPEC: 114-13038 WEIGHT: - SCALE: N/A SHEET: 13 OF 13 REV: G2	TE Connectivity
---------------------------	---	---	-----------------

MATERIAL: -

CUSTOMER DRAWING