

3-1903392-4 ✓ ACTIVE




GRACE INERTIA 2.5

TE Internal #: 3-1903392-4

Rectangular Connector Housings, Wire-to-Wire, 3 Position, .098 in [2.5 mm] Centerline, 1 Row, PBT GF, Receptacle, Tab, Wire & Cable, GRACE INERTIA 2.5

[View on TE.com >](#)

Connectors > Rectangular Connectors > Rectangular Connector Housings > STD Temp Sig GRACE INERTIA Cap



Connector System: **Wire-to-Wire**

Number of Positions: **3**

Centerline (Pitch): **2.5 mm [.098 in]**

Number of Rows: **1**

Housing Material: **PBT GF**

[All STD Temp Sig GRACE INERTIA Cap \(20\)](#)

Features

Product Type Features

Connector System	Wire-to-Wire
Connector & Housing Type	Receptacle
Sealable	No
Connector & Contact Terminates To	Wire & Cable

Configuration Features

Number of Cavities	3
Number of Positions	3
Number of Rows	1

Electrical Characteristics

Operating Voltage	250 VAC
-------------------	---------

Contact Features

Contact Layout	Inline
----------------	--------



Contact Type	Tab
--------------	-----

Mechanical Attachment

Connector Mounting Type	Cable Mount (Free-Hanging)
-------------------------	----------------------------

Housing Features

Housing Color	Yellow
---------------	--------

Centerline (Pitch)	2.5 mm[.098 in]
--------------------	-----------------

Housing Material	PBT GF
------------------	--------

Dimensions

Connector Height	18.8 mm[.74 in]
------------------	-----------------

Product Width	8.8 mm[.346 in]
---------------	-----------------

Product Length	11.2 mm[.441 in]
----------------	------------------

Usage Conditions

Operating Temperature Range	-30 – 105 °C[-22 – 221 °F]
-----------------------------	----------------------------

Operation/Application

Circuit Application	Signal
---------------------	--------

Identification Marking

Circuit Identification Feature	Without
--------------------------------	---------

Industry Standards

Glow Wire Rating	Standard Part - Not Glow Wire
------------------	-------------------------------

Packaging Features

Packaging Quantity	500
--------------------	-----

Packaging Method	Bag
------------------	-----

Product Compliance

[For compliance documentation, visit the product page on TE.com>](#)

EU RoHS Directive 2011/65/EU	Compliant
------------------------------	-----------

EU ELV Directive 2000/53/EC	Compliant
-----------------------------	-----------

China RoHS 2 Directive MIIT Order No 32, 2016	No Restricted Materials Above Threshold
---	---

EU REACH Regulation (EC) No. 1907/2006	Current ECHA Candidate List: JUNE 2023 (235) Candidate List Declared Against: JAN 2023 (233) Does not contain REACH SVHC
--	--



Halogen Content	Low Halogen - Br, Cl, F, I < 900 ppm per homogenous material. Also BFR/CFR/PVC Free
Solder Process Capability	Not applicable for solder process capability

Product Compliance Disclaimer

This information is provided based on reasonable inquiry of our suppliers and represents our current actual knowledge based on the information they provided. This information is subject to change. The part numbers that TE has identified as EU RoHS compliant have a maximum concentration of 0.1% by weight in homogenous materials for lead, hexavalent chromium, mercury, PBB, PBDE, DBP, BBP, DEHP, DIBP, and 0.01% for cadmium, or qualify for an exemption to these limits as defined in the Annexes of Directive 2011/65/EU (RoHS2). Finished electrical and electronic equipment products will be CE marked as required by Directive 2011/65/EU. Components may not be CE marked. Additionally, the part numbers that TE has identified as EU ELV compliant have a maximum concentration of 0.1% by weight in homogenous materials for lead, hexavalent chromium, and mercury, and 0.01% for cadmium, or qualify for an exemption to these limits as defined in the Annexes of Directive 2000/53/EC (ELV). Regarding the REACH Regulation, the information TE provides on SVHC in articles for this part number is based on the latest European Chemicals Agency (ECHA) 'Guidance on requirements for substances in articles' posted at this URL: <https://echa.europa.eu/guidance-documents/guidance-on-reach>

Compatible Parts

 TE Part # 5-1747072-3 GRACE INERTIA CONN 2.5 ON TAPE HDR 3P NA	 TE Part # CAT-G7534A-H342A Glow Wire Sig GRACE INERTIA Header	 TE Part # CAT-G7534A-P729 STD Temp Sig GRACE INERTIA Plug	 TE Part # CAT-G7534A-P729A Glow Wire Sig GRACE INERTIA Plug
 TE Part # 2-1747066-3 GRACE INERTIA CONN 2.5 PLUG HSG 3P BLUE	 TE Part # 1971032-3 3P HEADER ASSEMBLY FOR GIC 2.0 EV	 TE Part # 1747066-3 GRACE INERTIA CONN 2.5 PLUG HSG 3P NATUR	 TE Part # CAT-G7534A-C1701 STD Temp Sig GRACE INERTIA Cap
 TE Part # 1-1871843-3 GIC 2.5 HDR ASSY TIN VERSION 3P RED	 TE Part # 1827738-1 GIC 2.5 HDR ASSY SPECIAL 3/5P	 TE Part # 2-1871843-3 GIC 2.5 HDR ASSY TIN VERSION 3P BLUE	 TE Part # 1871843-3 GIC 2.5 HDR ASSY TIN VERSION 3P



TE Part # 1903389-1
GIC 2.5 W PLUG HSG 3P NATURAL



TE Part # 2-1971032-3
3POS HEADER ASSEMBLY FOR GIC 2.0 EV



TE Part # 3-1971032-3
3POS HEADER ASSEMBLY FOR GIC 2.0 EV



TE Part # 1747508-1
GRACE INERTIA CONN 2.5 HDR ASSY 2/3P NAT



TE Part # 1-1971032-3
3POS HEADER ASSEMBLY FOR GIC 2.0 EV



TE Part # 1871845-3
GIC 2.5 ON TAPE HDR TIN VERSION 3P




TE Part # 2013523-1
GIC 2.5 HDR ASSY TIN VERSION 2/3P



TE Part # 3-1871843-3
GIC 2.5 HDR ASSY TIN VERSION 3P YELLOW


Also in the Series | GRACE INERTIA 2.5




Connector Contacts(2)




PCB Headers & Receptacles(138)




PCB Latches, Locks & Retainers(5)



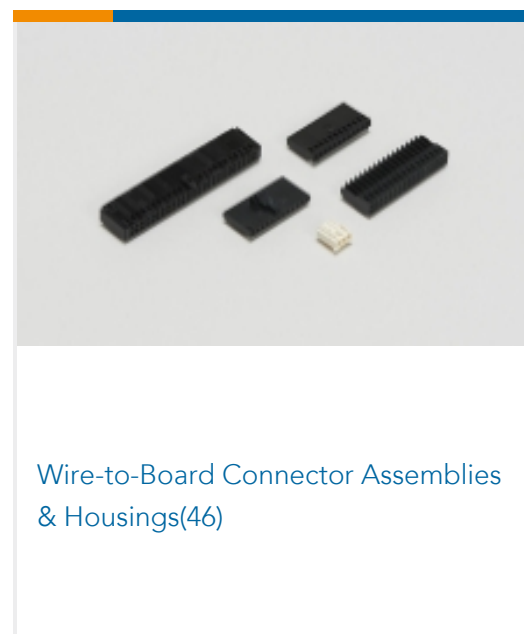
Rectangular Connector Housings(49)




Rectangular Connector Locking(2)



Rectangular Power Connectors(35)



Wire-to-Board Connector Assemblies & Housings(46)



Wire-to-Board Connector Contacts(4)

Customers Also Bought



TE Part #353717-2
DYNAMIC D-3 REC CONT. 3L AU 0.38 L/P



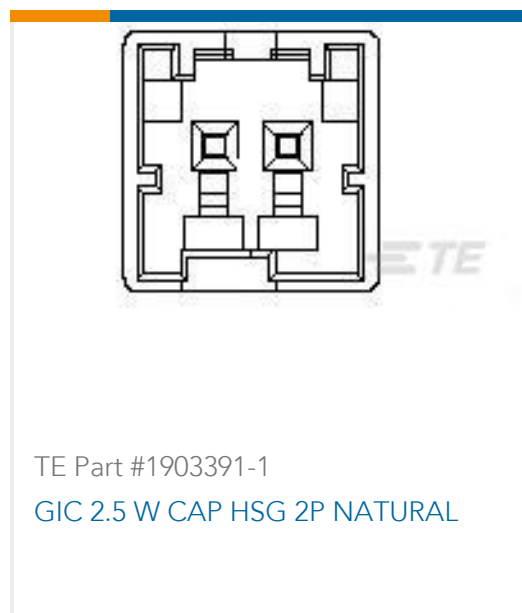
TE Part #175362-1
DYNAMIC D-3500 REC HSG 2P



TE Part #917699-1
Signal Double Lock TPA



TE Part #917765-1
2.5 SIGNAL D/LOCK TAB CONT. M



Documents

Product Drawings

[GIC 2.5 W CAP HSG 3P YELLOW](#)

English

CAD Files

[3D PDF](#)

3D

Customer View Model

[ENG_CVM_CVM_3-1903392-4_F_c-3-1903392-4-f.2d_dxf.zip](#)

English

Customer View Model

[ENG_CVM_CVM_3-1903392-4_F_c-3-1903392-4-f.3d_igs.zip](#)

English

Customer View Model

[ENG_CVM_CVM_3-1903392-4_F_c-3-1903392-4-f.3d_stp.zip](#)

English

By downloading the CAD file I accept and agree to the [Terms and Conditions](#) of use.

Product Specifications

[Application Specification](#)

English