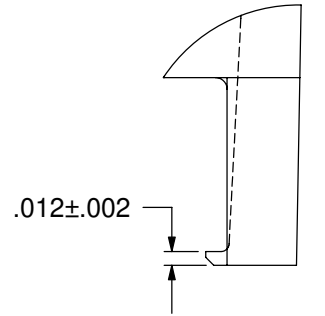
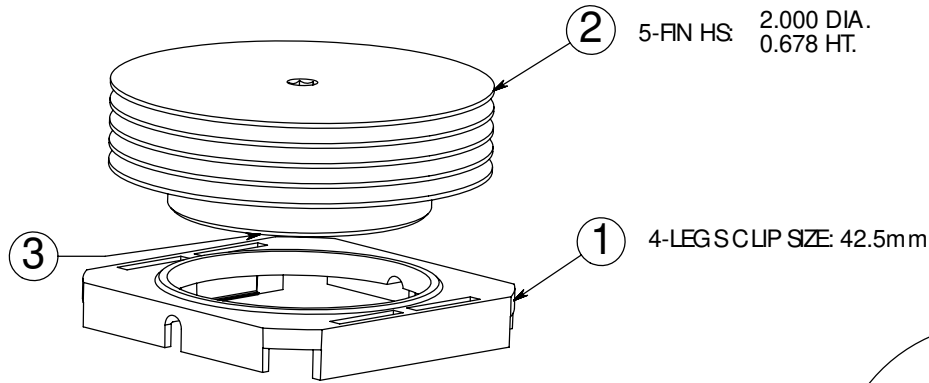
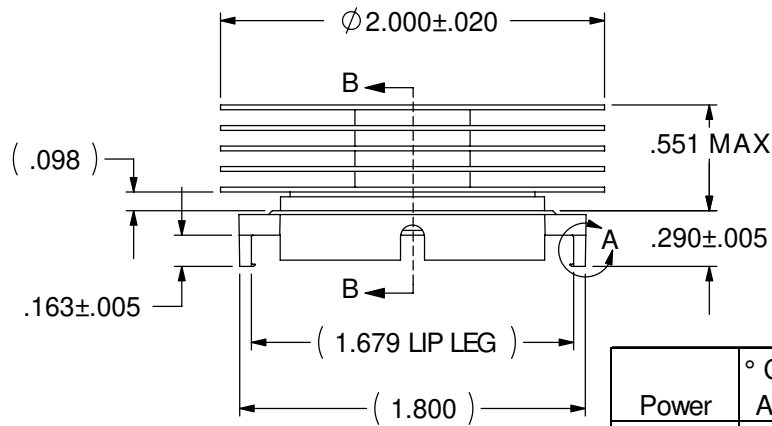


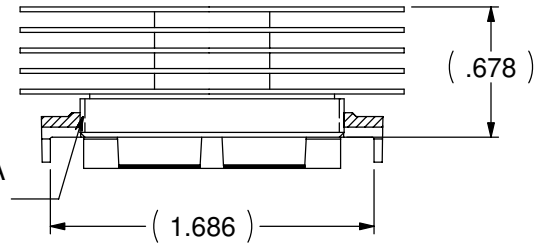
REVISION(S)			
LTR	DESCRIPTION	INIT	APP'D
O	ECN: 0S60-0132-04	E.T 5/13/04	B.P 5/13/04
A	ECR-06-021171	E.T 9/7/06	V.K 9/7/06



DETAIL A
SCALE = 6X



1 3/8 - 27 UNS - 2A
THREAD



SECTION B-B

Power	° C/W @ Ambient	° C/W @ 200 LFM	° C/W @ 400 LFM	° C/W @ 600 LFM
5 Watts	8.73	3.30	1.84	1.95
10 Watts	7.69	3.23	1.92	1.59
15 Watts	7.13	3.21	1.96	1.71

CUSTOMER DRAWING

SPECIFICATIONS ARE SUBJECT TO CHANGE WITHOUT NOTICE

ITEM	DESCRIPTION	QTY
1	MOUNTING CLIP	1
2	HEAT SINK	1
3	INTERFACE	1

DO NOT SCALE	tyco / <i>Electronics</i> Attleboro Falls Massachusetts 02763			<small>CONFIDENTIAL PROPERTY OF TYCO ELECTRONICS. NOT TO BE DISCLOSED TO OTHERS. REPRODUCED OR USED FOR ANY PURPOSES EXCEPT AS AUTHORIZED IN WRITING BY AN AUTHORIZED OFFICIAL OF TYCO. MUST BE RETURNED TO TYCO ON DEMAND, ON COMPLETION OF ORDERS OR OTHER PURPOSES FOR WHICH LENT.</small>		TITLE 42.5mm HEATSINK ASSEMBLY (HTS573-U)			
	UNLESS OTHERWISE SPECIFIED TO LEFTRANCES ARE:	DRAWN BY: ETAO	DATE 5/13/04			MATERIAL: SEE NOTE	DIMENSIONS ARE IN: INCHES	SCALE 1:1	PART NO.: 4-1542006-3
	.XX ± .	ENGINEER: B. PETROCELLI	DATE 5/13/04			FINISH: SEE NOTE	SIZE: A	DWG. NO. C-4-1542006-3	SHEET: 1 OF 1
	.XXX ± .	FILENAME	PROJECT			SYSTEM	TRIP ANGLE PROJECTION	REV: A	