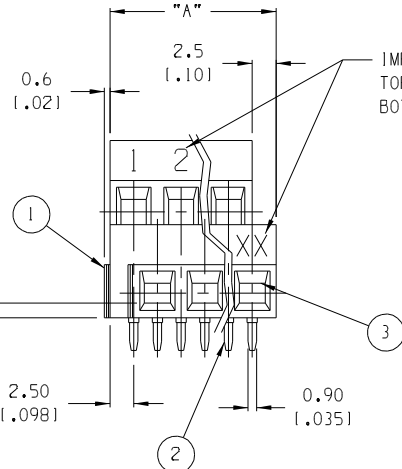
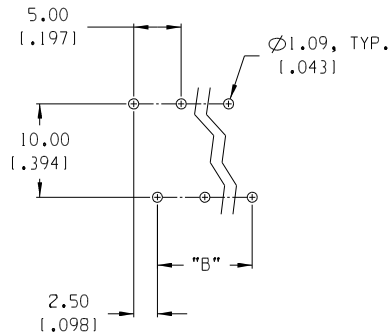
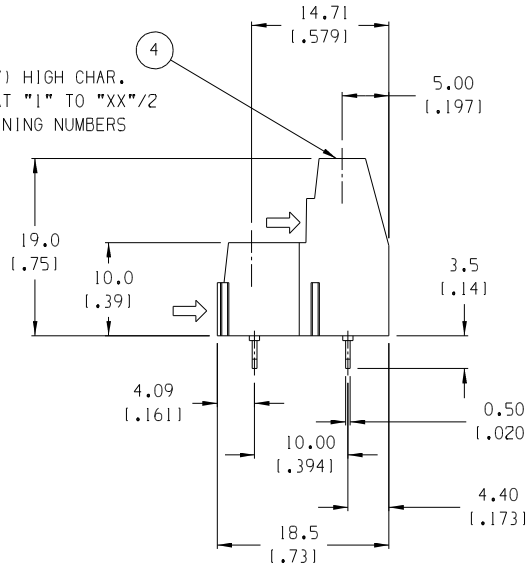


06 CIRCUIT SHOWN

NO. OF CIRCUITS "XX"	DIM. "A"	DIM. "B"	MATERIAL NO.	MATERIAL NO. 10A IMPRINT
04	12.5 [1.491]	5.00 [1.197]	398900504	
06	17.5 [1.691]	10.00 [1.394]	398900506	
08	22.5 [1.891]	15.00 [1.591]	398900508	
10	27.5 [1.081]	20.00 [1.787]	398900510	398920510
12	32.5 [1.281]	25.00 [1.984]	398900512	
14	37.5 [1.481]	30.00 [1.181]	398900514	
16	42.5 [1.677]	35.00 [1.378]	398900516	
18	47.5 [1.877]	40.00 [1.575]	398900518	
20	52.5 [2.077]	45.00 [1.772]	398900520	
22	57.5 [2.266]	50.00 [1.969]	398900522	
24	62.5 [2.461]	55.00 [2.165]	398900524	
26	67.5 [2.661]	60.00 [2.362]	398900526	
28	72.5 [2.851]	65.00 [2.559]	398900528	
30	77.5 [3.051]	70.00 [2.756]	398900530	
32	82.5 [3.251]	75.00 [2.953]	398900532	
34	87.5 [3.441]	80.00 [3.150]	398900534	
36	92.5 [3.641]	85.00 [3.346]	398900536	
38	97.5 [3.841]	90.00 [3.543]	398900538	
40	102.5 [4.041]	95.00 [3.740]	398900540	
42	107.5 [4.231]	100.00 [3.937]	398900542	
44	112.5 [4.431]	105.00 [4.134]	398900544	
46	117.5 [4.631]	110.00 [4.331]	398900546	
48	122.5 [4.821]	115.00 [4.528]	398900548	
50	127.5 [5.021]	120.00 [4.724]	398900550	



IMPRINT 1.8 (.07) HIGH CHAR.  
TOP ROW STARTS AT "1" TO "XX"/2  
BOTTOM ROW REMAINING NUMBERS



RECOMMENDED PTH PATTERN

NOTES:

1. MATERIAL: SEE TABLE
2. FINISHES: SEE TABLE
3. PRODUCT SPECIFICATION: NOT REQUIRED
4. PACKAGING: NOT REQUIRED
5. MATES WITH: NONE
6. "XX" REFERS TO THE QUANTITY OF CIRCUITS.

ITEM	QTY.	DESCRIPTION	MATERIAL	FINISH
4	XX	SCREW, M3, SLOTTED	BRONZE	NICKEL PLATE
3	XX	CAGE CLAMP	BRASS	NICKEL PLATE
2	XX	TERMINAL, PC	COPPER	TIN PLATE
1	1	INSULATOR	POLYAMIDE	BLACK

EC NO. RELEASED	DRWN: RK	CHK: K	APPR: S
A			

QUALITY SYMBOLS	MAJOR	CRITICAL	SPC

GENERAL TOLERANCES: (UNLESS SPECIFIED)	mm	INCH
4 PLACES	±.0015	±.005
3 PLACES	±.038	±.005
2 PLACES	±.13	±.01
1 PLACE	±.3	
ANGULAR:	±2°	
DRAFT WHERE APPLICABLE MUST REMAIN WITHIN DIMENSIONS		

SCALE	DESIGN UNITS	THIRD ANGLE PROJECTION
2:1	mm <input type="checkbox"/> INCH <input checked="" type="checkbox"/>	<input checked="" type="radio"/> mm <input type="radio"/> INCH
DRAWN BY & DATE	CHECKED BY & DATE	APPROVED BY & DATE
R. KEMP 9-27-05		
CAD FILENAME	MATERIAL NO.	DRAWING NO.
8921XX	SEE CHART	SD-39890-007

PROJECT NO. -	SHT	REV
DIMENSIONS: <input checked="" type="checkbox"/> mm <input type="checkbox"/> INCH		
TITLE: 5.00mm (.197") LOW PROFILE, TWO LEVEL TERMINAL BLOCK		
MOLEX INCORPORATED		
MATERIAL NO.	DRAWING NO.	SHEET NO.
SEE CHART	SD-39890-007	1 OF 1
THIS DRAWING CONTAINS INFORMATION THAT IS PROPRIETARY TO MOLEX INCORPORATED AND SHOULD NOT BE USED WITHOUT WRITTEN PERMISSION.		
		SIZE B