



- SMD Lighting Transformer
- 252uH, 40 Watt
- 1500Vac Hi Pot



**Primary Electrical Specifications @ 25°C**

S - F	INDUCTANCE F=75KHZ, 0.1VRMS, 25°C	LEAKAGE INDUCTANCE F=75KHZ, 0.1VRMS, 25°C (SHORT 4,5,7,8 PINS)	DCR 25°C (Max)	TURN RATIO
1 - 3	252 uH ± 10%	10uH Max	500 m Ohm	31Ts
4 - 5	—	—	50m Ohm	6Ts

**Secondary Electrical Specifications @ 25°C**

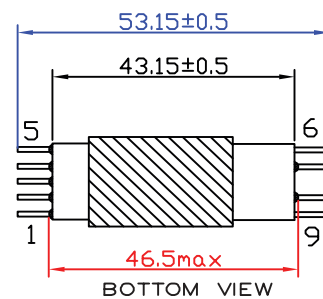
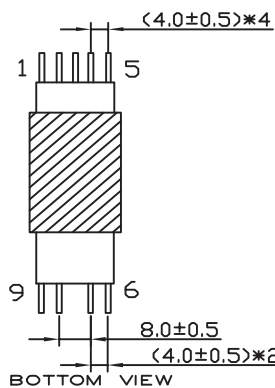
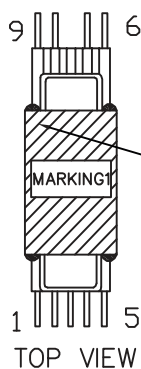
S - F	INDUCTANCE F=75KHZ, 0.1VRMS, 25°C	LEAKAGE INDUCTANCE F= HZ, VRMS, 25°C	DCR 25°C (Max)	TURN RATIO
6 - 9	63uH ± 10%	—	90 mOhm	15Ts

**Hi - Pot / Insulation Resistance**

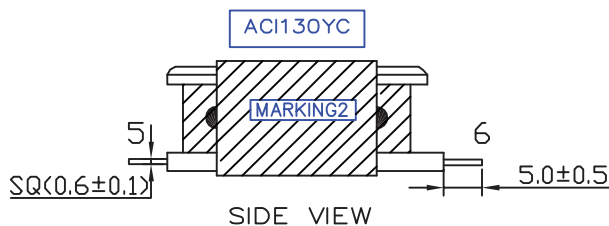
LOCAT. \ DESC.	PRI-PRI	PRI-SEC	SEC-SEC	PRI-CORE	SEC-CORE
HI-POT (50Hz/60Hz)	—	4500VAC 5mA, 6SEC	—	1500VAC 5mA, 2SEC	1500VAC 5mA, 2SEC
INSULATION RESISTANCE	—	500VAC 100, MOhm min	—	500VAC 100, MOhm min	500VAC 100, MOhm min

All specifications subject to change without notice.

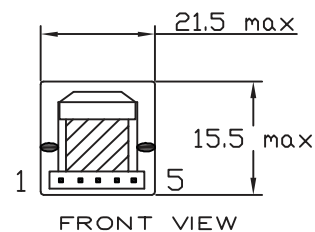
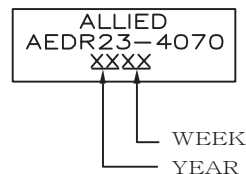
**MECHANICAL**



MARKING2<black>:

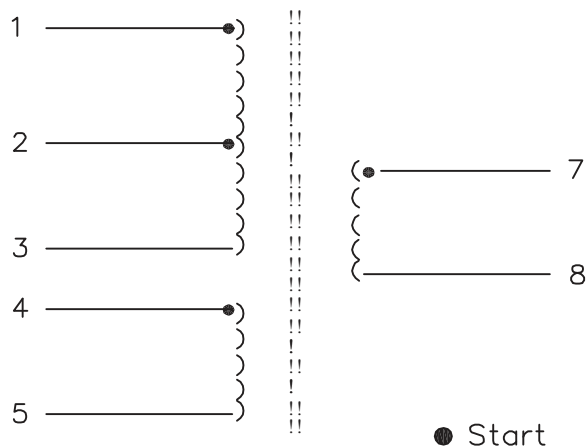


MARKING1<black>:

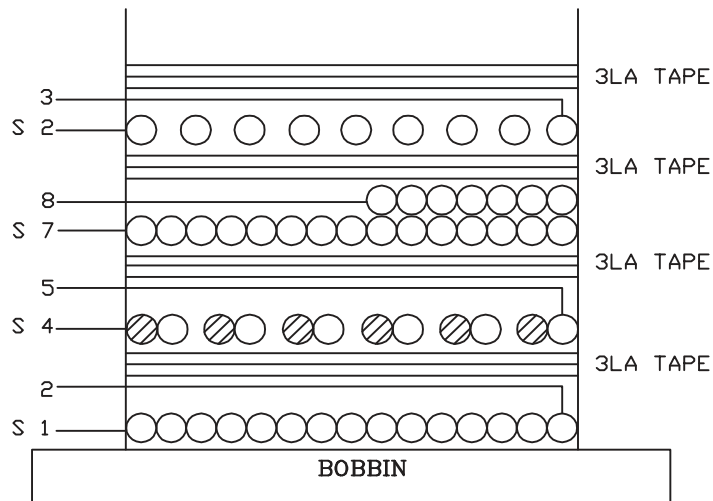




SCHEMATIC



CONSTRUCTION



WINDING SUMMARY

WINDING ORDER	S - F	WIRE SIZE	TURN	MARGIN TAPE	INSULATION TAPE	REMARK
#1 N1	1 - 2	ø0.35 (2UEW)	22Ts	-	3 LAYERS	1WIRE
#2 N2	4 - 5	ø0.4x2P (2UEW)	6Ts	-	3 LAYERS	2WIRES
#3 N3	7 - 8	ø0.6 (TRIPLE WIRE)	15Ts	-	3 LAYERS	1WIRE
#4 N4	2 - 3	ø0.35 (2UEW)	9Ts	-	3 LAYERS	1WIRE