

XUBLBPCNM12

Photoelectric sensors XU, XUB, thru beam, laser, Sn 100 m, 12...24 VDC, M12



Main

Range of Product	Telemecanique Photoelectric sensors XU
Series name	Application material handling
Electronic sensor type	Photo-electric sensor
Sensor name	XUB
Sensor design	Cylindrical M18
Detection system	Thru beam
Material	Metal
Type of output signal	Discrete
Supply circuit type	DC
Wiring Technique	3-wire
Discrete output type	PNP
Discrete output function	1 NO or 1 NC programmable
Electrical connection	1 male connector M12
Emission	Red laser class 1 0.000026378 in (670 nm) IEC 825-1
[Sn] nominal sensing distance	328.08 ft (100 m)

Complementary

Enclosure Material	Nickel Plated Brass
Lens material	PMMA
Blind zone	0.00 in (0 mm)
Output Type	Solid state
Status LED	Supply on and teaching 1 LED green) Stability 1 LED red) Output state and alignment aid 1 LED yellow)
[Us] rated supply voltage	12...24 V DC reverse polarity protection
Supply voltage limits	10...30 V DC
Switching capacity in mA	<= 100 mA overload and short-circuit protection)
Switching frequency	1500 Hz
Maximum voltage drop	<1.5 V closed state)
Current consumption	25 mA no-load
Maximum power consumption in W	1 W
Maximum delay first up	80 ms
Maximum delay response	0.4 ms
Maximum delay recovery	0.4 ms
Setting-up	With sensitivity adjustment
Net Weight	0.29 lb(US) (0.13 kg)
Kit composition	Transmitter + receiver XUBLBKCNM12T + XUBLBPCNM12

The information provided in this documentation contains general descriptions and/or technical characteristics of the performance of the products contained herein. This documentation is not intended as a substitute for and is not to be used for determining suitability or reliability of these products for specific user applications. It is the duty of any such user or integrator to perform the appropriate and complete risk analysis, evaluation and testing of the products with respect to the relevant specific application or use thereof. Neither Schneider Electric Industries SAS nor any of its affiliates or subsidiaries shall be responsible or liable for misuse of the information contained herein.

Environment

Product Certifications	UL CE CSA
Ambient Air Temperature for Operation	14...113 °F (-10...45 °C)
Ambient Air Temperature for Storage	-40...158 °F (-40...70 °C)
Vibration resistance	7 gn +/- 0.75 mm 10...55 Hz) IEC 60068-2-6
Shock resistance	30 gn 11 ms) IEC 60068-2-27
IP degree of protection	IP67 IEC 60529 double insulation)

Ordering and shipping details

Category	22481-SENSORS, PHOTOELECTRIC
Discount Schedule	DS2
GTIN	3389119021029
Nbr. of units in pkg.	1
Package weight(Lbs)	3.74 oz (106.0 g)
Returnability	No
Country of origin	FR

Packing Units

Unit Type of Package 1	PCE
Package 1 Height	1.42 in (3.6 cm)
Package 1 width	2.76 in (7 cm)
Package 1 Length	5.12 in (13 cm)
Unit Type of Package 2	S02
Number of Units in Package 2	35
Package 2 Weight	8.89 lb(US) (4.034 kg)
Package 2 Height	5.91 in (15 cm)
Package 2 width	11.81 in (30 cm)
Package 2 Length	15.75 in (40 cm)

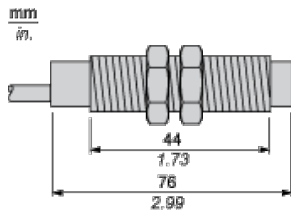
Offer Sustainability

Sustainable offer status	Green Premium product
California proposition 65	WARNING: This product can expose you to chemicals including: Diisononyl phthalate (DINP), which is known to the State of California to cause cancer, and Di-isodecyl phthalate (DIDP), which is known to the State of California to cause birth defects or other reproductive harm. For more information go to www.P65Warnings.ca.gov
REACH Regulation	REACH Declaration
EU RoHS Directive	Pro-active compliance (Product out of EU RoHS legal scope) EU RoHS Declaration
Mercury free	Yes
RoHS exemption information	Yes
Environmental Disclosure	Product Environmental Profile
Circularity Profile	End Of Life Information

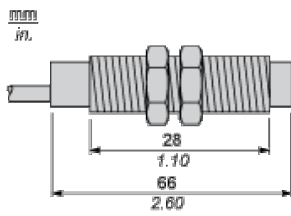
Contractual warranty

Warranty	18 months
----------	-----------

Dimensions

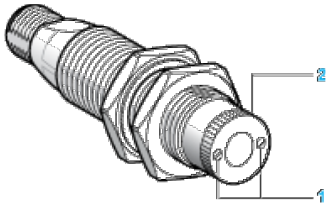


Dimensions



Mounting

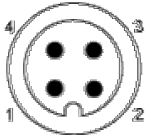
Adjustment



- (1) Adjust the focusing point of the laser beam by rotating the serrated sleeve
- (2) Located on the face of the sensor. Re-tighten fixing screws

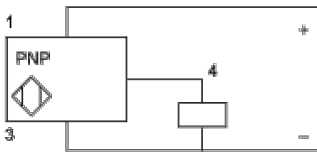
Wiring Schemes

M12 Connector

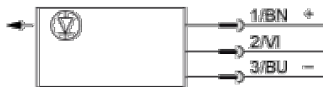


- 1 : (+)
- 2 : Beam break input
- 3 : (-)
- 4 : OUT/Output

PNP



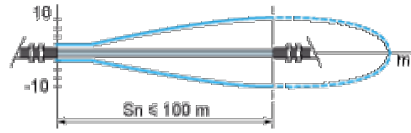
Transmitter



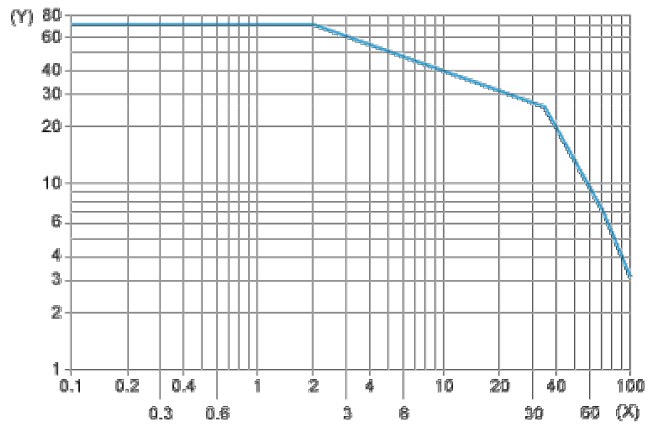
- BN : Brown
- BU : Blue
- Input Not connected: beam made, connected to (-): beam broken
- 2/VI :

Curves

Detection Curve (Set to Infinity)

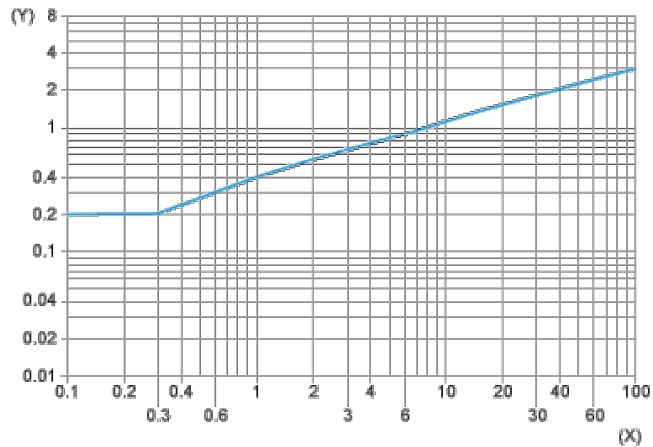


Excess Gain Curve



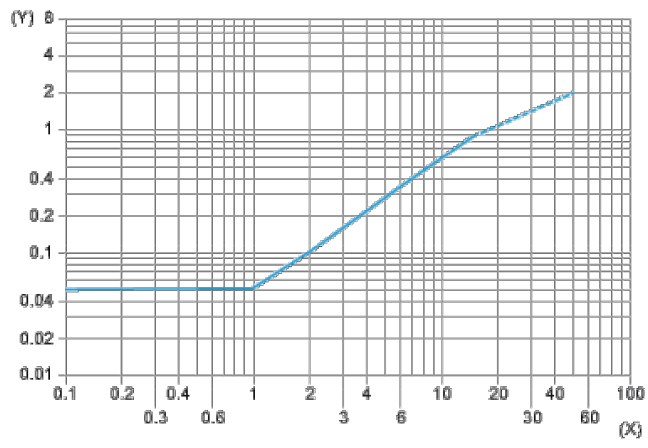
(X) Distance (m)
(Y) Gain

Standard Curve



(X) Distance focusing point (m)
(Y) Minimum size of the object to be detected (mm)

Detection Limit Curve



(X) Distance focusing point (m)

(Y) Minimum size of the object to be detected (mm)